

**The Morning Email: Commitment of Traders (CoT) & Dealer Positions (DP)**

**Table of Contents**

- Pg 1** Energy: NYMEX
- Pg 2** CBOT: Financial Futures
- Pg 3** CME: Eurodollars
- Pg 4** Dealer Positions

Want something added? Let me know: [jgoulding@ghco.com](mailto:jgoulding@ghco.com)

**Disclaimer:** All information within this newsletter is meant for internal use at GH Trader's LLC, only. All information has been recorded to the best of my ability. This material is based upon information that I consider reliable, but I do not represent that it is accurate or complete.

Current Positions										
	Small Spec			Large Spec			Commercials (Hedgers)			
	Long	Short	Net	Long	Short	Net	Long	Short	Net	
Crude Oil ^	76,393	78,347	(1,954)	257,673	145,406	112,267	1,646,934	1,757,246	(110,312)	Crude Oil
Heating Oil	34,953	29,703	5,250	40,071	17,500	22,571	148,163	175,984	(27,821)	Heating Oil
Unleaded Gas	29,824	21,579	8,245	53,510	12,433	41,077	157,816	207,138	(49,322)	Unleaded Gas
Natural Gas	76,807	33,901	42,906	119,569	285,061	(165,492)	648,137	525,552	122,585	Natural Gas

^ Light Sweet

WoW^Position Change			
	Sml Spec	Lrg Spec	Comm
	Net	Net	Net
Crude Oil	(11,183)	87,724	(76,540)
Heating Oil	(4,152)	(24,038)	28,190
Unleaded Gas	(35,026)	200,041	(165,016)
Natural Gas	44,860	(277,759)	232,897

as of  
3/25/2008

^Week over Week

Current Positions										
Small Spec			Large Spec			Commercials (Hedgers)				
	Long	Short	Net	Long	Short	Net	Long	Short	Net	
ZF	242,706	254,321	(11,615)	564,966	253,020	311,946	1,127,315	1,427,645	(300,330)	ZF
ZN	313,033	391,449	(78,416)	266,958	316,270	(49,312)	1,850,553	1,722,824	127,729	ZN
ZB	133,043	193,115	(60,072)	194,834	160,073	34,761	687,589	662,277	25,312	ZB

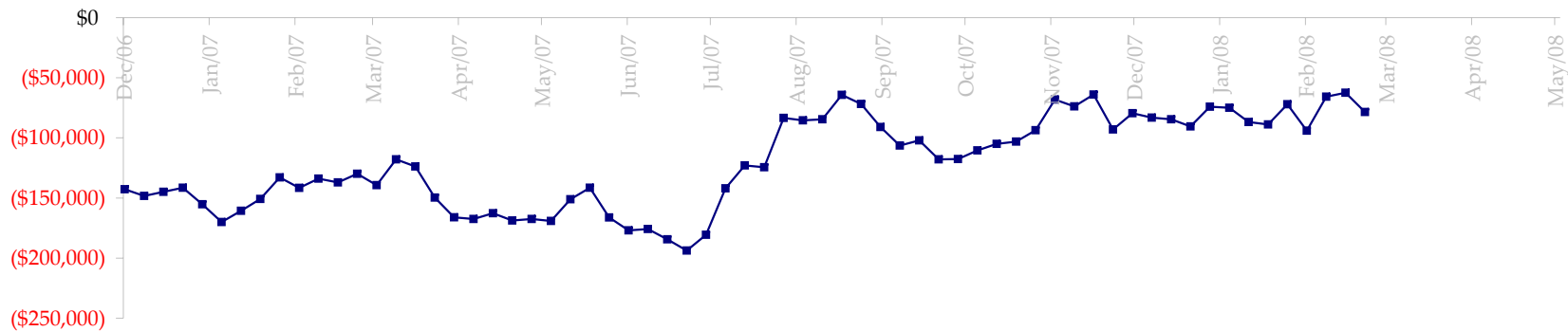
WoW^ Position Change				
	Sml Spec Net	Lrg Spec Net	Comm Net	As of
ZF	(19,933)	15,016	4,919	3/25/2008
ZN	26,655	(80,621)	53,967	
ZB	(14,852)	35,919	(21,067)	

^WoW = Week over week

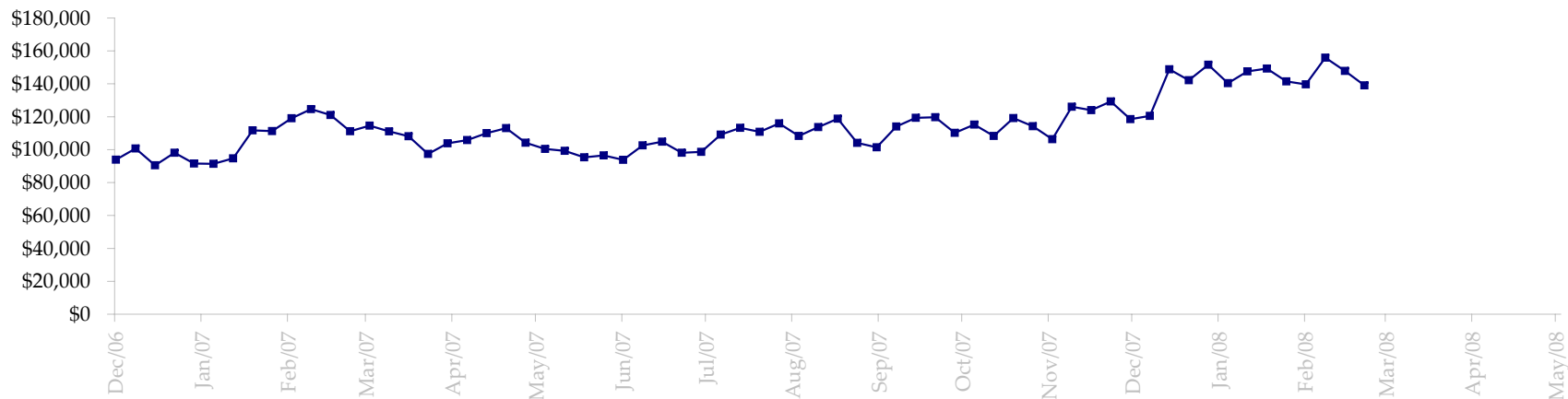
Current Positions								
Small Spec			Large Spec			Commercials		
Long	Short	Net	Long	Short	Net	Long	Short	Net
983,367	1,081,362	(97,995)	1,365,529	401,452	964,077	7,833,968	8,700,050	(866,082)

As of	Week over Week Change *		
	Sm Spec	Lg Spec	Commrcl
3/25/2008	(210,656)	(147,882)	269,082

Fed Agency & GSA Position: Coupons - (\$mln)



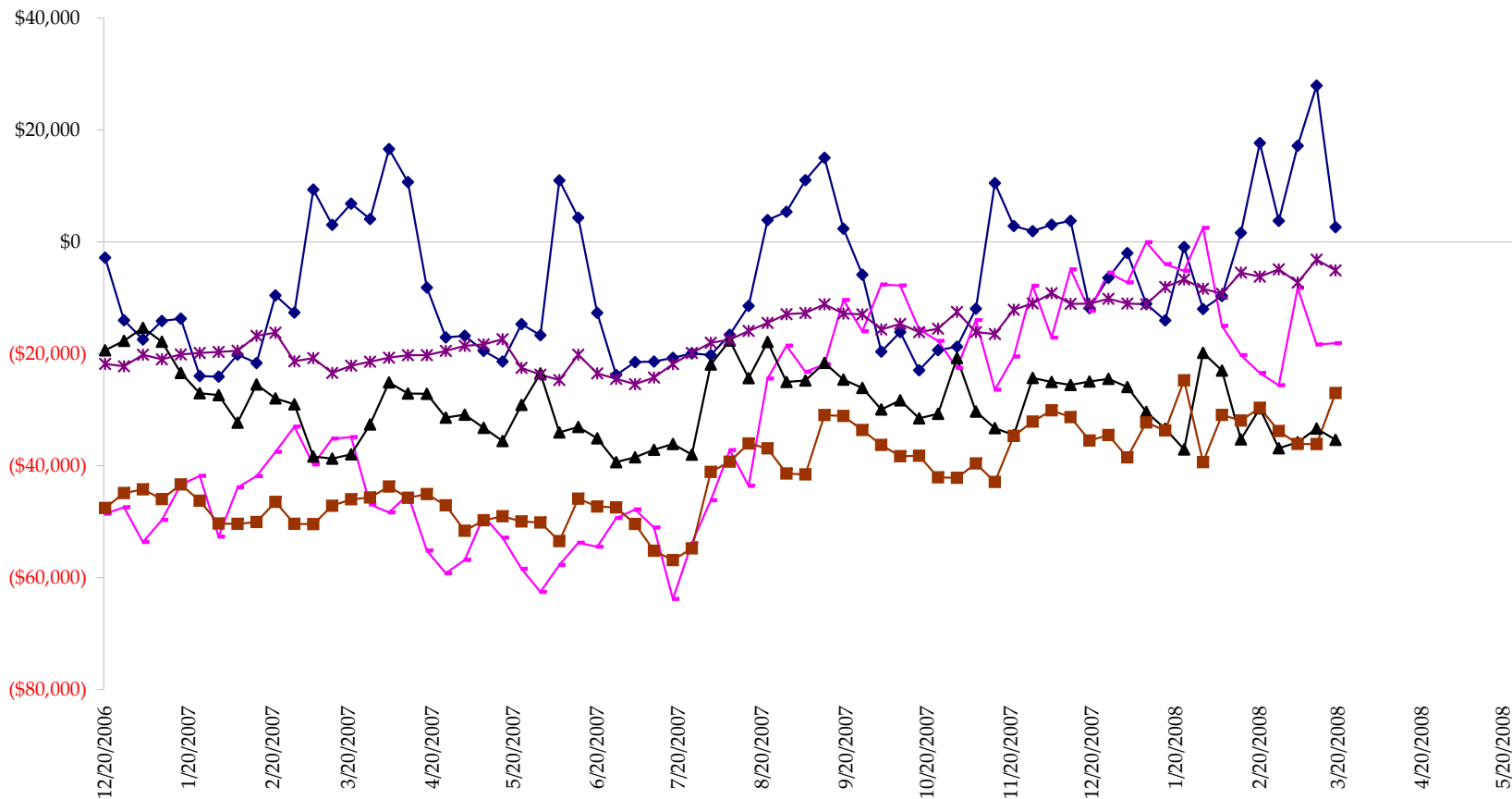
Fed Agency & GSA Position: Coupons - (\$mln)



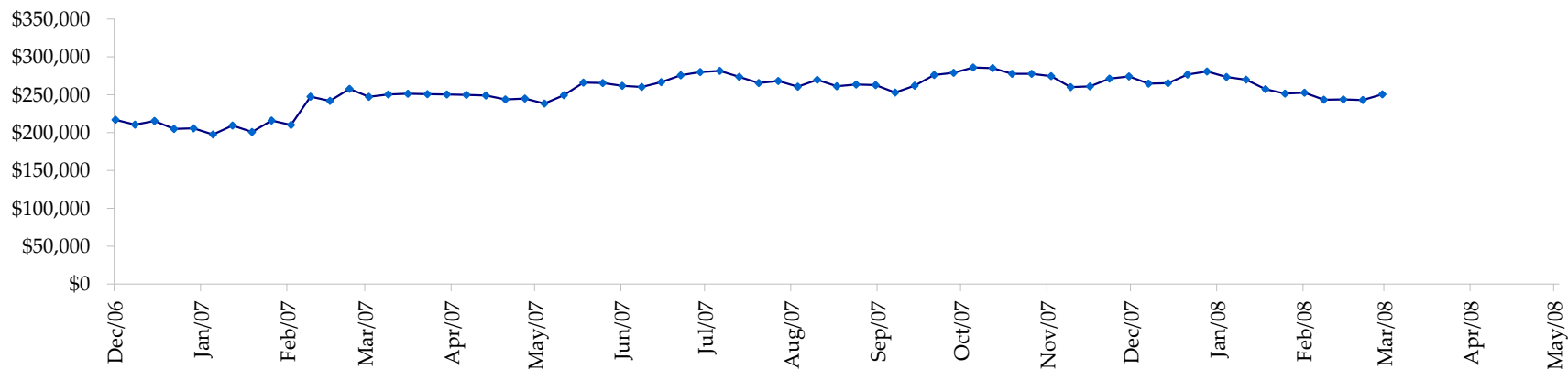
Treasury Coupon Positions by Maturity

All dates are 'as of'.

◆ T-Bills    ◆ Due <= 3yrs    ▲ Due >= 3yrs <=6yrs    ■ Due >6yrs <=11yrs    \* Due >11yrs



Total Corporate Position - (\$mln)



Total Mortgage Position - (\$mln)

