

4/2/2008 5:45

The Morning Email: Commitment of Traders (CoT) & Dealer Positions (DP)

Table of Contents

- Pg 1** Energy: NYMEX
- Pg 2** CBOT: Financial Futures
- Pg 3** CME: Eurodollars
- Pg 4** Dealer Positions

Want something added? Let me know: jgoulding@ghco.com

Disclaimer: All information within this newsletter is meant for internal use at GH Trader's LLC, only. All information has been recorded to the best of my ability. This material is based upon information that I consider reliable, but I do not represent that it is accurate or complete.

| Current Positions | | | | | | | | | | |
|-------------------|------------|--------|---------|------------|---------|-----------|-----------------------|-----------|-----------|--------------|
| | Small Spec | | | Large Spec | | | Commercials (Hedgers) | | | |
| | Long | Short | Net | Long | Short | Net | Long | Short | Net | |
| Crude Oil ^ | 76,393 | 78,347 | (1,954) | 257,673 | 145,406 | 112,267 | 1,646,934 | 1,757,246 | (110,312) | Crude Oil |
| Heating Oil | 34,953 | 29,703 | 5,250 | 40,071 | 17,500 | 22,571 | 148,163 | 175,984 | (27,821) | Heating Oil |
| Unleaded Gas | 29,824 | 21,579 | 8,245 | 53,510 | 12,433 | 41,077 | 157,816 | 207,138 | (49,322) | Unleaded Gas |
| Natural Gas | 76,807 | 33,901 | 42,906 | 119,569 | 285,061 | (165,492) | 648,137 | 525,552 | 122,585 | Natural Gas |

^ Light Sweet

| WoW^Position Change | | | |
|---------------------|----------|-----------|-----------|
| | Sml Spec | Lrg Spec | Comm |
| | Net | Net | Net |
| Crude Oil | (11,183) | 87,724 | (76,540) |
| Heating Oil | (4,152) | (24,038) | 28,190 |
| Unleaded Gas | (35,026) | 200,041 | (165,016) |
| Natural Gas | 44,860 | (277,759) | 232,897 |

as of
3/25/2008

^Week over Week

| Current Positions | | | | | | | | | | |
|-------------------|---------|---------|------------|---------|---------|-----------------------|-----------|-----------|-----------|----|
| Small Spec | | | Large Spec | | | Commercials (Hedgers) | | | | |
| | Long | Short | Net | Long | Short | Net | Long | Short | Net | |
| ZF | 242,706 | 254,321 | (11,615) | 564,966 | 253,020 | 311,946 | 1,127,315 | 1,427,645 | (300,330) | ZF |
| ZN | 313,033 | 391,449 | (78,416) | 266,958 | 316,270 | (49,312) | 1,850,553 | 1,722,824 | 127,729 | ZN |
| ZB | 133,043 | 193,115 | (60,072) | 194,834 | 160,073 | 34,761 | 687,589 | 662,277 | 25,312 | ZB |

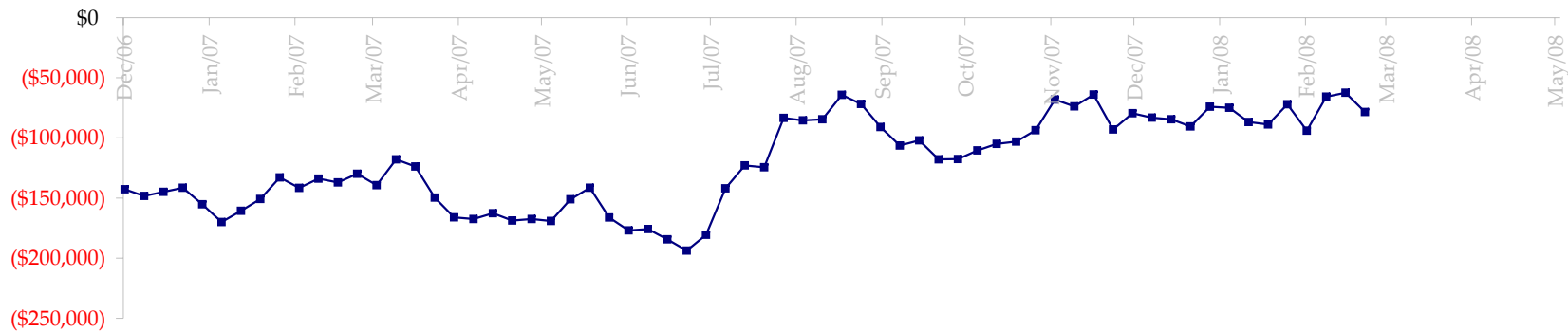
| WoW^ Position Change | | | | |
|----------------------|----------|----------|----------|-----------|
| | Sml Spec | Lrg Spec | Comm | |
| | Net | Net | Net | As of |
| ZF | (19,933) | 15,016 | 4,919 | 3/25/2008 |
| ZN | 26,655 | (80,621) | 53,967 | |
| ZB | (14,852) | 35,919 | (21,067) | |

^WoW = Week over week

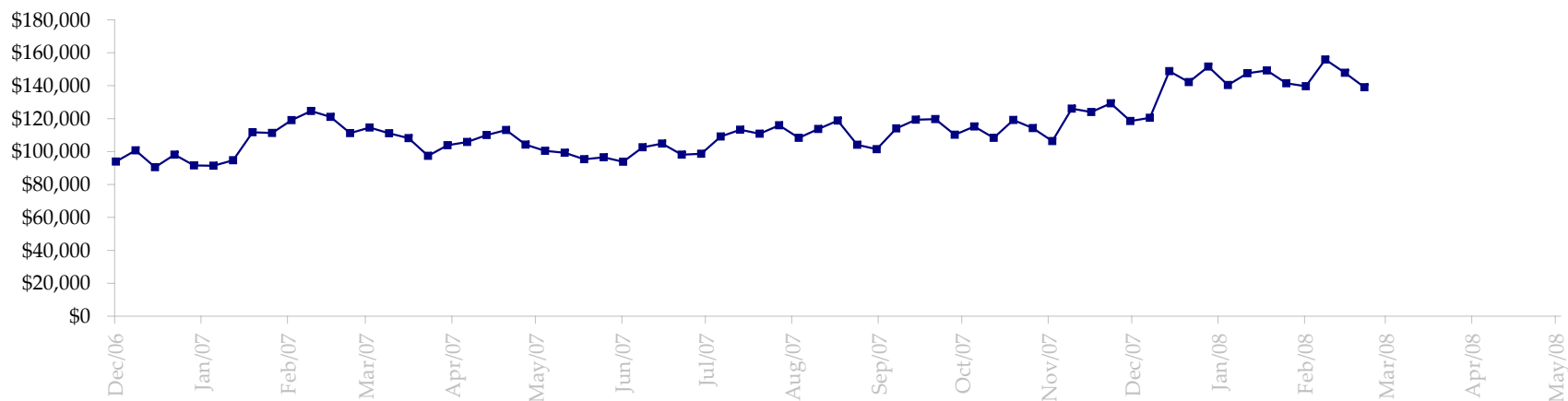
| Current Positions | | | | | | | | |
|-------------------|-----------|----------|------------|---------|---------|-------------|-----------|-----------|
| Small Spec | | | Large Spec | | | Commercials | | |
| Long | Short | Net | Long | Short | Net | Long | Short | Net |
| 983,367 | 1,081,362 | (97,995) | 1,365,529 | 401,452 | 964,077 | 7,833,968 | 8,700,050 | (866,082) |

| As of | Week over Week Change * | | |
|-----------|-------------------------|-----------|---------|
| | Sm Spec | Lg Spec | Commrcl |
| 3/25/2008 | (210,656) | (147,882) | 269,082 |

Fed Agency & GSA Position: Coupons - (\$mln)



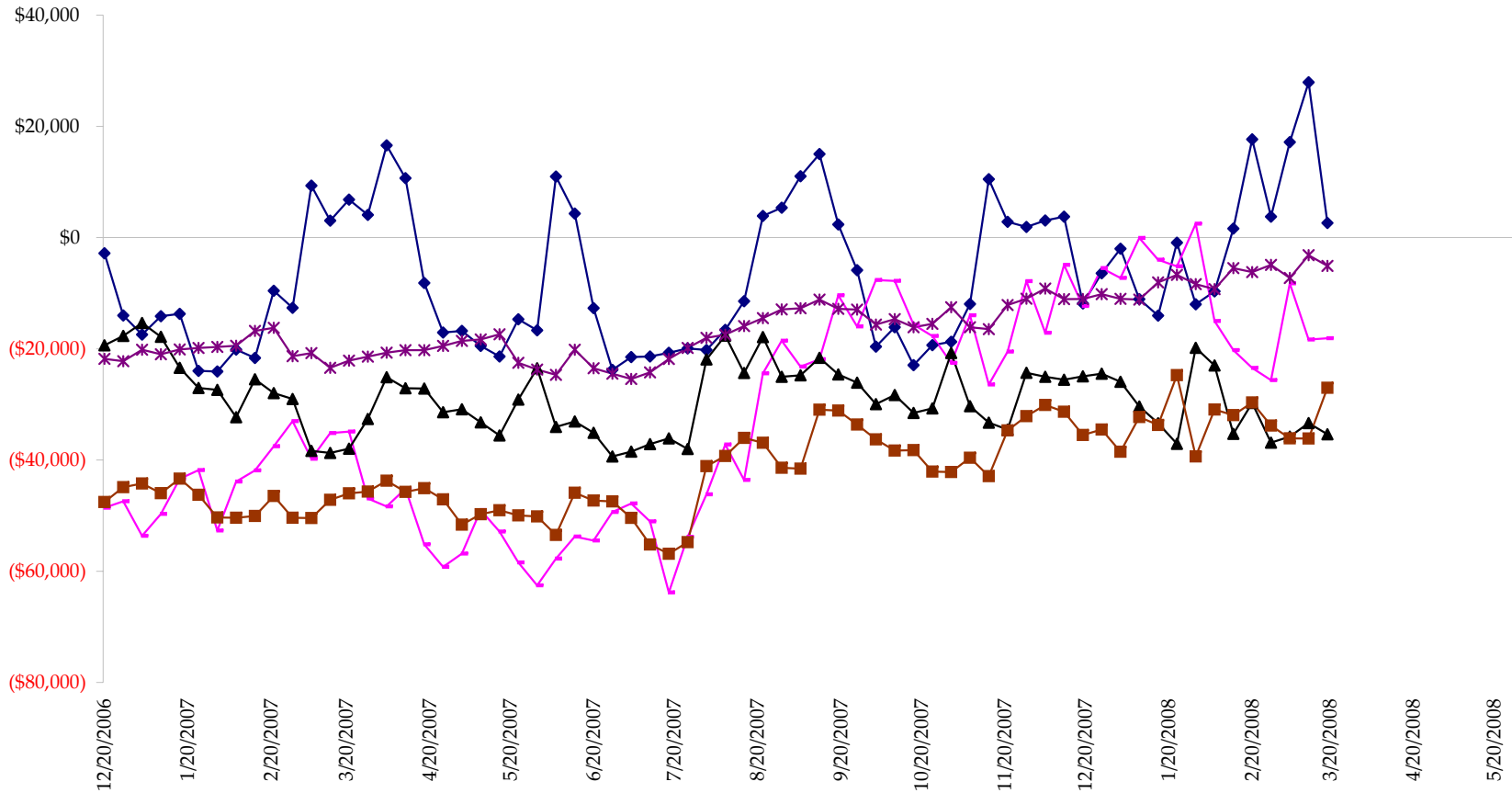
Fed Agency & GSA Position: Coupons - (\$mln)



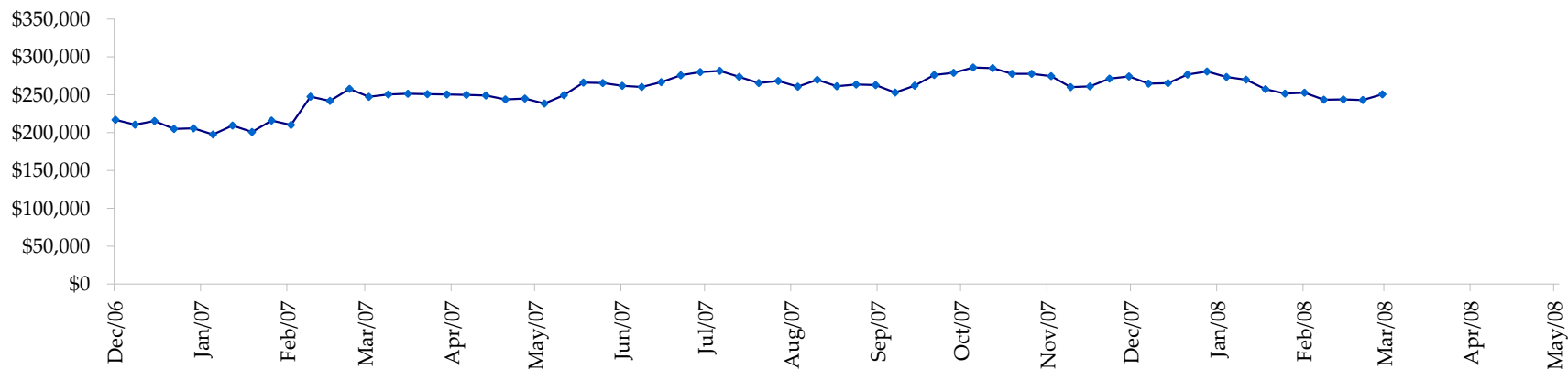
Treasury Coupon Positions by Maturity

All dates are 'as of'.

◆ T-Bills ◆ Due <= 3yrs ▲ Due >= 3yrs <=6yrs ■ Due >6yrs <=11yrs * Due >11yrs



Total Corporate Position - (\$mln)



Total Mortgage Position - (\$mln)

