

4/11/2008 5:28

The Morning Email: Commitment of Traders (CoT) & Dealer Positions (DP)

Table of Contents

- Pg 1** Energy: NYMEX
- Pg 2** CBOT: Financial Futures
- Pg 3** CME: Eurodollars
- Pg 4** Dealer Positions

Want something added? Let me know: jgoulding@ghco.com

Disclaimer: All information within this newsletter is meant for internal use at GH Trader's LLC, only. All information has been recorded to the best of my ability. This material is based upon information that I consider reliable, but I do not represent that it is accurate or complete.

Current Positions

	Small Spec			Large Spec			Commercials (Hedgers)			
	Long	Short	Net	Long	Short	Net	Long	Short	Net	
Crude Oil ^	76,881	83,929	(7,048)	255,726	154,167	101,559	1,680,822	1,775,334	(94,512)	Crude Oil
Heating Oil	34,435	27,100	7,335	39,257	17,597	21,660	141,277	170,272	(28,995)	Heating Oil
Unleaded Gas	29,328	19,909	9,419	57,372	13,105	44,267	137,605	191,291	(53,686)	Unleaded Gas
Natural Gas	73,792	35,707	38,085	127,825	286,453	(158,628)	621,009	500,466	120,543	Natural Gas

^ Light Sweet

WoW^Position Change

	Sml Spec	Lrg Spec	Comm	as of
	Net	Net	Net	
Crude Oil	(12,298)	78,988	(66,691)	3/31/2008
Heating Oil	(910)	(19,417)	20,327	
Unleaded Gas	(33,487)	209,759	(176,271)	
Natural Gas	45,133	(260,187)	215,055	

^Week over Week

Current Positions

	Small Spec			Large Spec			Commercials (Hedgers)			
	Long	Short	Net	Long	Short	Net	Long	Short	Net	
ZF	235,139	253,302	(18,163)	537,374	255,408	281,966	1,133,317	1,397,121	(263,804)	ZF
ZN	318,166	407,512	(89,346)	273,328	330,399	(57,071)	1,834,378	1,687,961	146,417	ZN
ZB	0	0	0	0	0	0	0	0	0	ZB

WoW^ Position Change

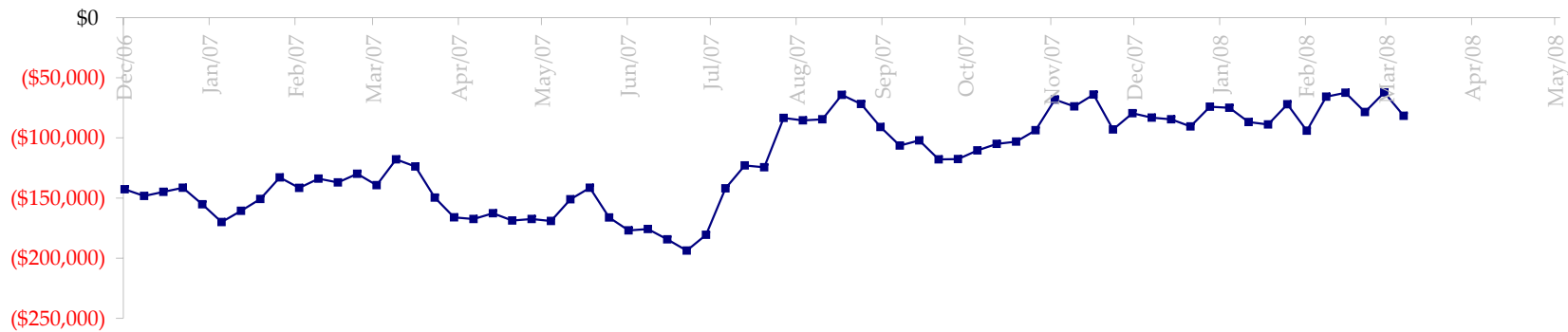
As of		Sml Spec	Lrg Spec	Comm
		Net	Net	Net
3/31/2008	ZF	(6,548)	(29,980)	36,526
	ZN	(10,930)	(7,759)	18,688
	ZB	60,072	(34,761)	(25,312)

^WoW = Week over week

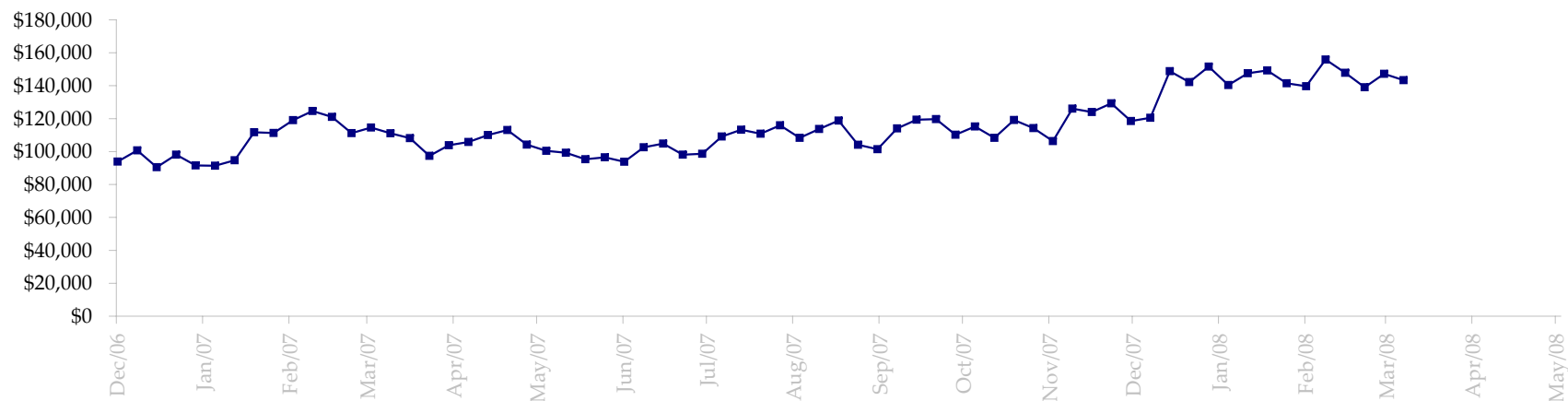
Current Positions								
Small Spec			Large Spec			Commercials		
Long	Short	Net	Long	Short	Net	Long	Short	Net
1,218,142	1,011,313	206,829	1,224,840	448,135	776,705	7,780,331	8,763,865	(983,534)

As of	Week over Week Change *		
	Sm Spec	Lg Spec	Commrcl
3/31/2008	304,824	(187,372)	(117,452)

Fed Agency & GSA Position: Coupons - (\$mln)



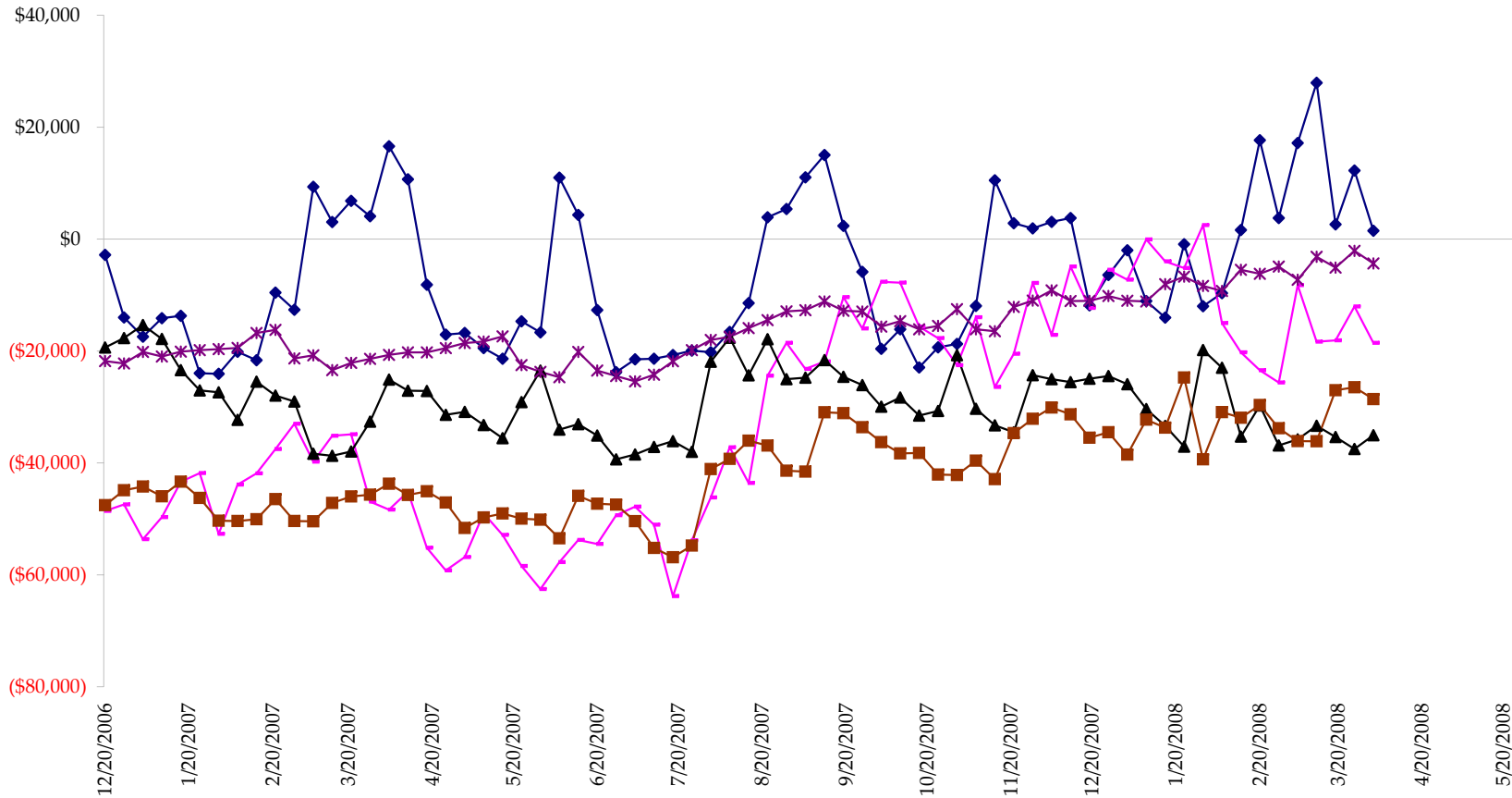
Fed Agency & GSA Position: Coupons - (\$mln)



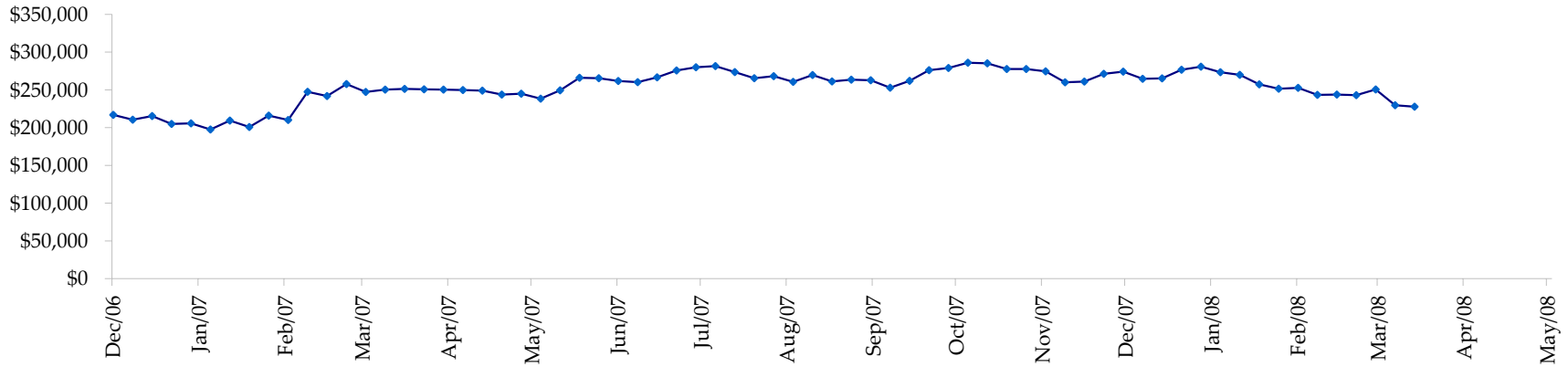
Treasury Coupon Positions by Maturity

All dates are 'as of'.

◆ T-Bills ◆ Due <= 3yrs ▲ Due >= 3yrs <=6yrs ■ Due >6yrs <=11yrs * Due >11yrs



Total Corporate Position - (\$mln)



Total Mortgage Position - (\$mln)

