

4/14/2008 5:59

**The Morning Email: Commitment of Traders (CoT) & Dealer Positions (DP)**

**Table of Contents**

- Pg 1** Energy: NYMEX
- Pg 2** CBOT: Financial Futures
- Pg 3** CME: Eurodollars
- Pg 4** Dealer Positions

Want something added? Let me know: [jgoulding@ghco.com](mailto:jgoulding@ghco.com)

**Disclaimer:** All information within this newsletter is meant for internal use at GH Trader's LLC, only. All information has been recorded to the best of my ability. This material is based upon information that I consider reliable, but I do not represent that it is accurate or complete.

Current Positions

	Small Spec			Large Spec			Commercials (Hedgers)			
	Long	Short	Net	Long	Short	Net	Long	Short	Net	
Crude Oil ^	82,178	91,503	(9,325)	270,309	150,068	120,241	1,692,799	1,803,716	(110,917)	Crude Oil
Heating Oil	35,800	27,408	8,392	43,725	17,648	26,077	139,355	173,825	(34,470)	Heating Oil
Unleaded Gas	32,744	21,144	11,600	59,558	12,148	47,410	137,885	196,894	(59,009)	Unleaded Gas
Natural Gas	75,319	31,723	43,596	129,109	294,056	(164,947)	616,327	494,976	121,351	Natural Gas

^ Light Sweet

WoW^Position Change

	Sml Spec	Lrg Spec	Comm	as of
	Net	Net	Net	
Crude Oil	(16,660)	98,581	(81,922)	4/8/2008
Heating Oil	(1,027)	(18,190)	19,216	
Unleaded Gas	(26,485)	206,038	(179,552)	
Natural Gas	52,921	(285,188)	232,268	

^Week over Week

Current Positions

	Small Spec			Large Spec			Commercials (Hedgers)			
	Long	Short	Net	Long	Short	Net	Long	Short	Net	
ZF	230,948	243,468	(12,520)	553,290	222,660	330,630	1,128,483	1,446,593	(318,110)	ZF
ZN	307,099	404,807	(97,708)	255,299	306,746	(51,447)	1,817,331	1,668,176	149,155	ZN
ZB	137,200	185,448	(48,248)	152,302	145,525	6,777	655,316	613,845	41,471	ZB

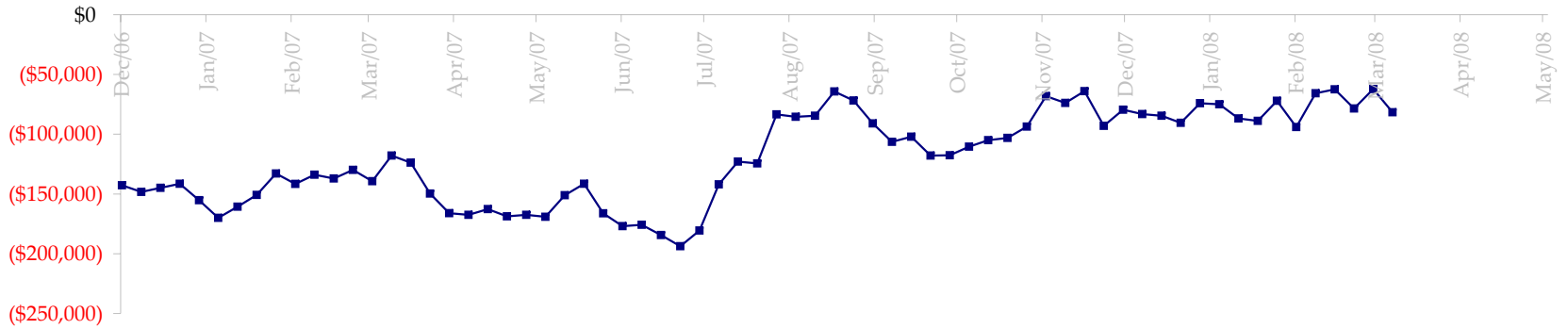
WoW^ Position Change

As of		Sml Spec	Lrg Spec	Comm
		Net	Net	Net
4/8/2008	ZF	5,643	48,664	(54,306)
	ZN	(8,362)	5,624	2,738
	ZB	3,943	1,381	(5,324)

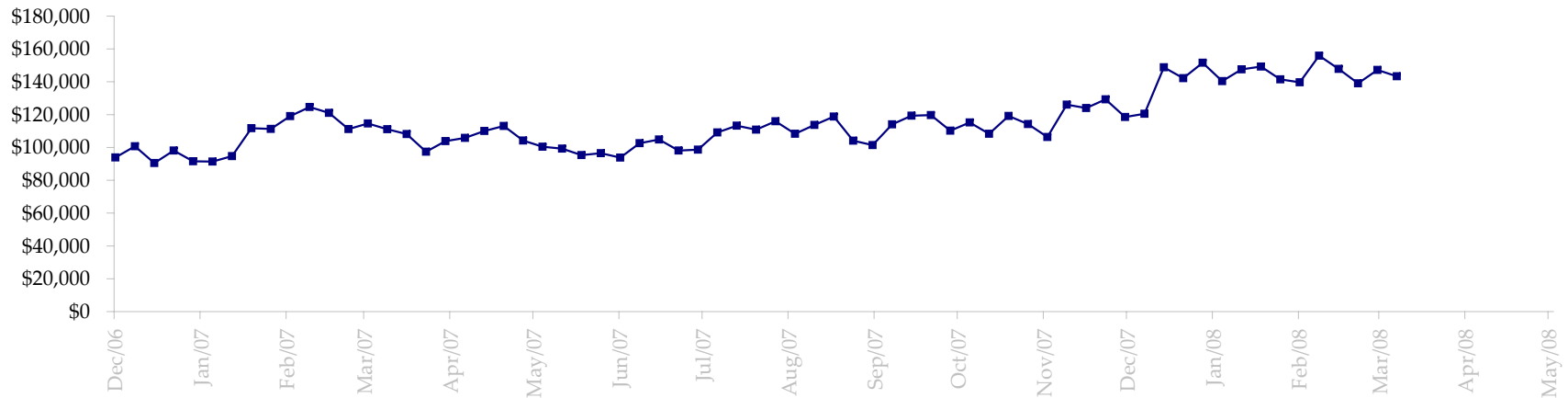
^WoW = Week over week

Current Positions								
Small Spec			Large Spec			Commercials		
Long	Short	Net	Long	Short	Net	Long	Short	Net
1,129,265	1,073,906	55,359	1,287,514	375,213	912,301	7,748,213	8,715,873	(967,660)
Week over Week Change *								
As of			Sm Spec	Lg Spec	Commrcl			
4/8/2008			(151,470)	135,596	15,874			

Fed Agency & GSA Position: Coupons - (\$mln)



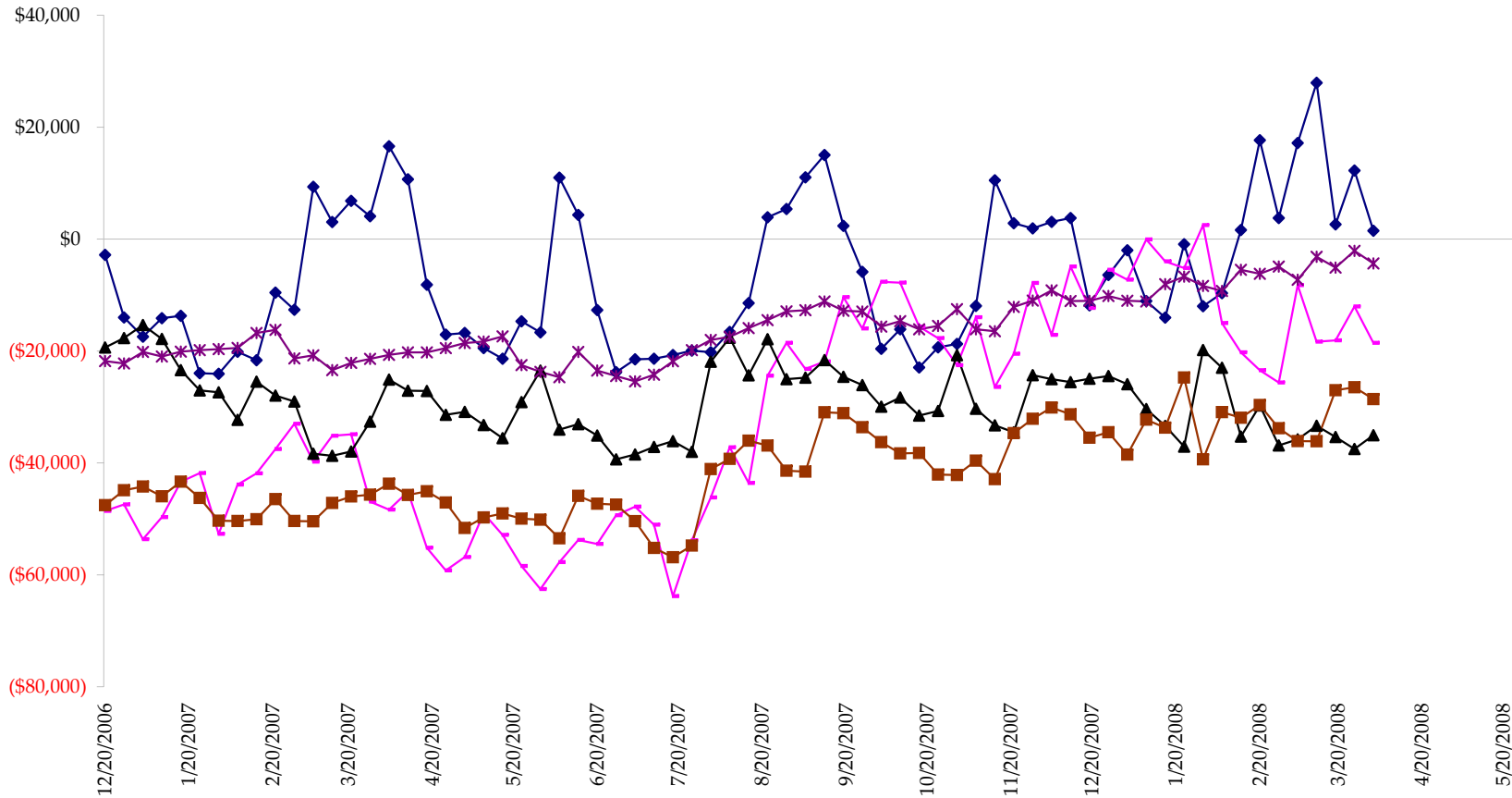
Fed Agency & GSA Position: Coupons - (\$mln)



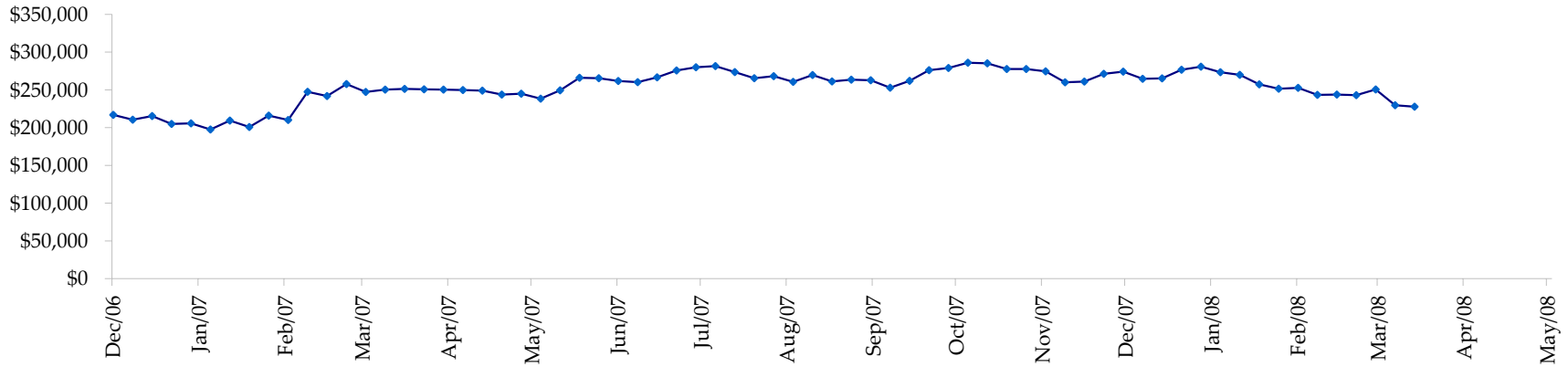
Treasury Coupon Positions by Maturity

All dates are 'as of'.

◆ T-Bills    ◆ Due <= 3yrs    ▲ Due >= 3yrs <=6yrs    ■ Due >6yrs <=11yrs    \* Due >11yrs



Total Corporate Position - (\$mln)



Total Mortgage Position - (\$mln)

