



## The Morning Email: US Deliverable Basket

1/17/2008 5:35

Central Standard Time

This email lists the deliverable baskets against the Chicago Board of Trade Financial Futures 2, 5, 10, & 30 year. The work in this document is based on the work of *Galen Burghardt*. I highly suggest reading his books on the Bond Basis and the Eurodollar.

Want something added? Let me know: [jgoulding@ghco.com](mailto:jgoulding@ghco.com)

**Disclaimer:** All information within this newsletter is meant for internal use at GH Trader's LLC, only. All information has been recorded to the best of my ability. This material is based upon information that I consider reliable, but I do not represent that it is accurate or complete.

**New: Charts now have last trade vs 2pm close.**

**Close were last marked on Thursday, November 29th, 2pm CT. I'll keep this as a benchmark until the next fed meeting.**

Time (CT)	5:35:44
Trade Date	1/17/2008
Settle Date	1/18/2008

Mch08 Fut	Last 32	Mch08 Fut	Last 32
ZT	106.040	ZN	116.000
ZF	112.120	ZB	119.07

Last Delivery Day	Last Trading Day	
2yr / 5yr	3/31/2008	4/3/2008
10yr/ 30yr	3/31/2008	3/19/2008

2 Yr Symbol	LAST 32	Coupon	Issue Date	Mat Date	CF	Basis	Yield	DV01 (\$)	DV01 32	MDUR	Full Price	2 PM Close	Yield	Diff
T.US.B032P1209***	101.117	3.250	12/31/07	12/31/09	0.9549	4.29	2.524	\$ 191	0.611	1.88	101.526	3.052	-0.528	
T.US.B034P1209	101.265	3.500	12/15/04	12/15/09	0.959	5.18	2.507	\$ 187	0.599	1.83	102.153	3.033	-0.525	
T.US.B035P0110	102.07	3.625	01/18/05	01/15/10	0.9593	16.66	2.472	\$ 196	0.627	1.92	102.249	3.189	-0.717	
T.US.B034P0210	102.01	3.500	02/15/05	02/15/10	0.9553	24.23	2.486	\$ 204	0.652	1.97	103.515	3.070	-0.584	
T.US.B046P0210	104.177	4.750	02/15/07	02/15/10	0.9776	29.28	2.486	\$ 207	0.662	1.94	106.567	3.070	-0.584	
T.US.B040P0310	103.06	4.000	03/15/05	03/15/10	0.9628	35.79	2.507	\$ 213	0.682	2.04	104.561	4.070	-1.562	

Note: The OTR for the 2yr is not deliverable into the March Futures contract. The CF for that issue is for Dec07.

5Yr Symbol	LAST 32	Coupon	Issue Date	Mat Date	CF	Basis	Yield	DV01 (\$)	DV01 32	MDUR	Full Price	Yield	Diff
T.US.B046P0512**	107.172	4.750	05/30/07	05/31/12	0.9544	19.46	2.895	\$ 425	1.361	3.93	108.173	3.398	-0.503
T.US.B047P0612	108.035	4.875	06/30/07	06/30/12	0.9583	23.78	2.914	\$ 434	1.389	4.01	108.350	3.415	-0.501
T.US.B045P0712	107.037	4.625	07/31/07	07/31/12	0.9481	28.54	2.934	\$ 439	1.405	4.02	109.265	3.425	-0.490
T.US.B041P0812	105.017	4.125	08/31/07	08/31/12	0.9281	34.25	2.943	\$ 441	1.412	4.14	106.640	3.431	-0.488
T.US.B042P0912	105.19	4.250	09/30/07	09/30/12	0.9319	37.93	2.963	\$ 450	1.440	4.21	106.871	3.427	-0.465
T.US.B037P1012	103.305	3.875	10/30/07	10/31/12	0.9159	42.79	2.980	\$ 453	1.449	4.32	104.794	3.406	-0.426
T.US.B033P1112	101.232	3.375	11/30/07	11/30/12	0.8945	48.21	2.990	\$ 455	1.458	4.45	102.444	4.406	-1.416
T.US.B035P1212*	102.287	3.625	12/31/07	12/31/12	0.8877	110.09	2.989	\$ 467	1.495	4.51	103.667		

Jim Goulding, jgoulding@ghco.com

The Morning Email, US Deliverable

10 Yr Symbol	LAST 32	Coupon	Issue Date	Mat Date	CF	Basis	Yield	DV01 (\$)	DV01 32	MDUR	Full Price	Yield	Diff
T.US.B042P1114**	105.160	4.250	11/15/2004	11/15/2014	0.9069	9.59	3.340	\$ 625	2.000	5.88	106.247	3.695	-0.354
T.US.B040P0215	103.255	4.000	2/15/2005	2/15/2015	0.8902	17.08	3.391	\$ 638	2.042	6.05	105.493	3.735	-0.344
T.US.B041P0515	104.110	4.125	5/16/2005	5/15/2015	0.8941	20.10	3.448	\$ 659	2.107	6.27	105.069	3.804	-0.357
T.US.B042P0815	105.035	4.250	8/15/2005	8/15/2015	0.8983	29.01	3.476	\$ 681	2.178	6.37	106.911	3.822	-0.346
T.US.B044P1115	106.200	4.500	11/15/2005	11/15/2015	0.9105	32.22	3.522	\$ 705	2.255	6.56	107.416	3.822	-0.300
Go to last page to view this missing issue.													
T.US.B051P0516	110.250	5.125	5/15/2006	5/15/2016	0.9450	37.16	3.612	\$ 758	2.426	6.79	111.682	3.899	-0.288
T.US.B047P0816	109.010	4.875	8/15/2006	8/15/2016	0.9275	46.12	3.638	\$ 769	2.462	6.93	111.098	3.911	-0.273
T.US.B045P1116	107.095	4.625	11/15/2006	11/15/2016	0.9095	57.44	3.649	\$ 781	2.498	7.22	108.110	3.917	-0.268
T.US.B045P0217	107.075	4.625	2/15/2007	2/15/2017	0.9074	63.23	3.679	\$ 798	2.554	7.31	109.195	3.943	-0.263
T.US.B045P0517	106.080	4.500	5/15/2007	5/15/2017	0.8968	71.08	3.700	\$ 811	2.596	7.58	107.041	3.949	-0.248

30 Yr Symbol	LAST 32	Coupon	Issue Date	Mat Date	CF	Basis	Yield	DV01 (\$)	DV01 32	MDUR	Full Price	Yield	Diff
T.US.B062P0823**	122.135	7.500	8/16/1993	8/15/2023	1.0246	15.09	4.241	\$ 1,289	4.124	10.30	125.071	4.323	-0.082
T.US.B074P1124	138.025	7.625	8/15/1994	11/15/2024	1.1557	16.77	4.264	\$ 1,477	4.726	10.60	139.397	4.348	-0.084
T.US.B075P0225	139.235	6.875	2/15/1995	2/15/2025	1.1701	14.92	4.296	\$ 1,503	4.809	10.51	142.967	4.360	-0.064
T.US.B067P0825	131.005	6.000	8/15/1995	8/15/2025	1.0931	29.19	4.312	\$ 1,464	4.685	10.93	133.930	4.376	-0.065
T.US.B060P0226	120.235	6.750	2/15/1996	2/15/2026	0.9999	55.16	4.334	\$ 1,410	4.511	11.43	123.278	4.385	-0.051
T.US.B066P0826	130.155	6.500	8/15/1996	8/15/2026	1.0824	52.94	4.333	\$ 1,515	4.848	11.36	133.346	4.400	-0.067
T.US.B064P1126	127.175	6.625	11/15/1996	11/15/2026	1.0554	61.78	4.341	\$ 1,504	4.813	11.69	128.690	4.394	-0.052
T.US.B065P0227	129.090	6.375	2/18/1997	2/15/2027	1.0697	62.82	4.342	\$ 1,532	4.901	11.59	132.090	4.391	-0.049
T.US.B063P0827	126.145	6.125	8/15/1997	8/15/2027	1.0424	76.29	4.349	\$ 1,534	4.907	11.87	129.156	4.390	-0.041
T.US.B061P1127	123.125	5.500	11/17/1997	11/15/2027	1.0143	85.32	4.353	\$ 1,520	4.864	12.21	124.468	4.391	-0.039
T.US.B054P0828	115.120	5.250	8/17/1998	8/15/2028	0.9417	105.33	4.351	\$ 1,486	4.755	12.62	117.707	4.386	-0.035
T.US.B052P1128	112.035	5.250	11/16/1998	11/15/2028	0.9122	113.19	4.360	\$ 1,468	4.697	12.99	113.032	4.387	-0.027
T.US.B052P0229	112.030	6.125	2/16/1999	2/15/2029	0.9116	114.97	4.359	\$ 1,478	4.731	12.93	114.319	4.383	-0.025
T.US.B061P0829	124.210	6.250	8/16/1999	8/15/2029	1.0148	123.91	4.366	\$ 1,616	5.171	12.70	127.253	4.387	-0.021
T.US.B062P0530	127.055	5.375	2/15/2000	5/15/2030	1.0303	145.38	4.351	\$ 1,677	5.366	13.07	128.271	4.376	-0.025
T.US.B053P0231	114.260	4.500	2/15/2001	2/15/2031	0.9229	158.94	4.337	\$ 1,592	5.095	13.60	117.091	4.363	-0.027
T.US.B044P0236	102.215	4.750	2/15/2006	2/15/2036	0.7984	244.62	4.351	\$ 1,643	5.259	15.71	104.579	4.369	-0.018
T.US.B046P0237	106.305	5.750	2/15/2007	2/15/2037	0.8297	262.41	4.327	\$ 1,726	5.524	15.84	108.967	4.353	-0.026
T.US.B050P0537*	111.060	6.750	5/15/2007	8/15/2037	0.8633	269.93	4.320	\$ 1,792	5.735	15.82	113.307	4.344	-0.024

**NOTES**

MDUR = Modified Macaulay Duration

CF = Conversion Factor

\* = OTR

\*\* = CTD

\*\*\* = CTD & OTR

#VALUE! = No quote being provided by exchange

#NUM! = No quote being provided by exchange

Carry (LDD) = Carry cost to Last Delivery Day and is quoted in 32nds

BNOC = Basis Net of Carry and is quoted in 32nds

The Morning Email, US Deliverable

Jim Goulding, jgoulding@ghco.com

Extra Notes:

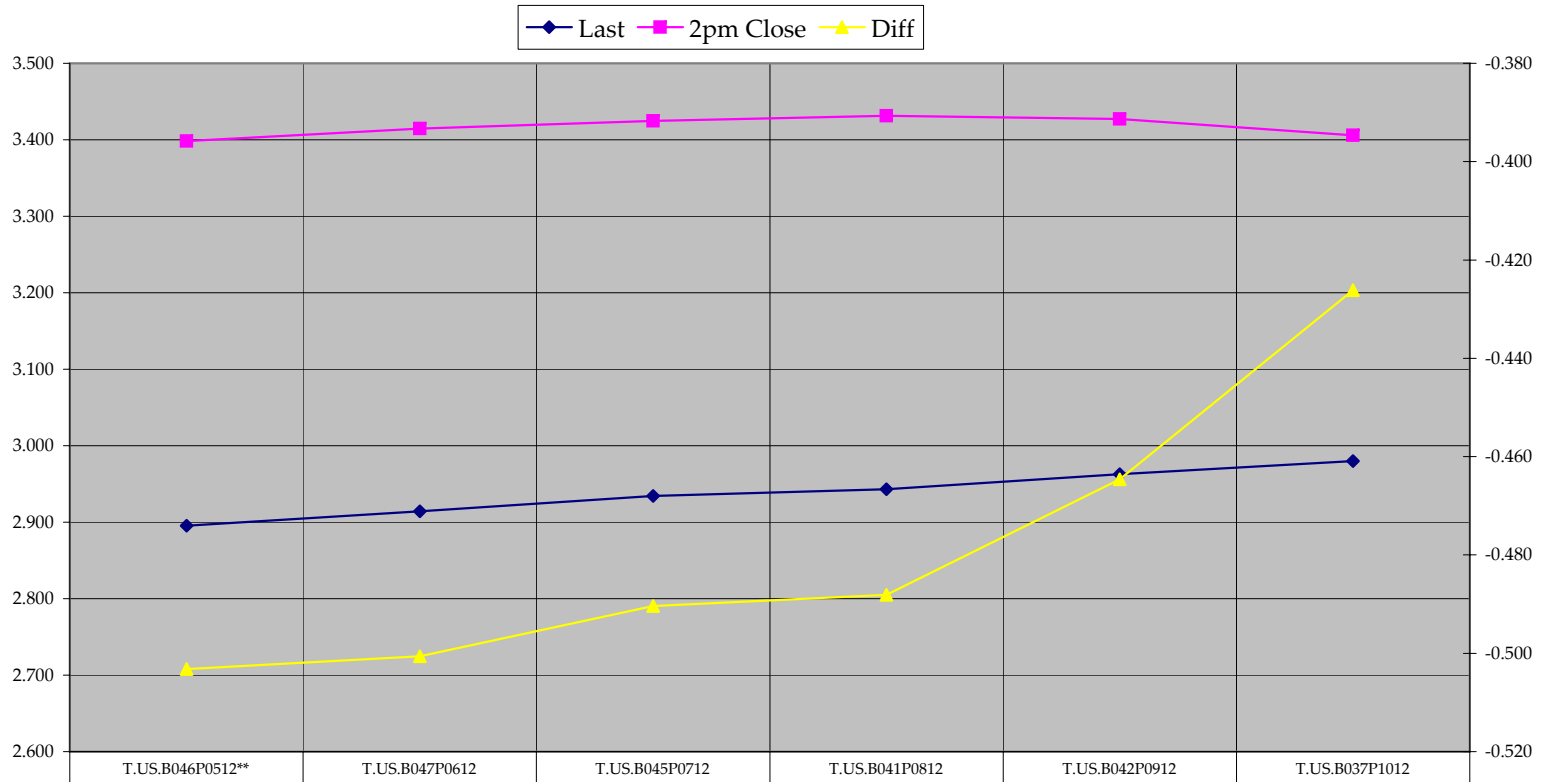
10 Yr Symbol	LAST 32	Coupon	Issue Date	Mat Date	CF	Basis	Yield	DV01 (\$)	DV01 32	MDUR	Full Price
T.US.B044P0216	#VALUE!	4.500	2/15/2006	2/15/2016	0.0000	#VALUE!		#VALUE!	#VALUE!	#VALUE!	#VALUE!

The contract above is a big pain in the keister. Trying to chart the entire 10 yr delivery basket is ruined because this contract refuses to give a proper quote, for whatever reason. So, I've exiled it to this page. It resides in the middle of the basket so taking it out shouldn't hurt the chart. I'm only really looking to see if the delivery curve is steepening or flattening anyways. Taking this issue out won't harm the bigger picture.



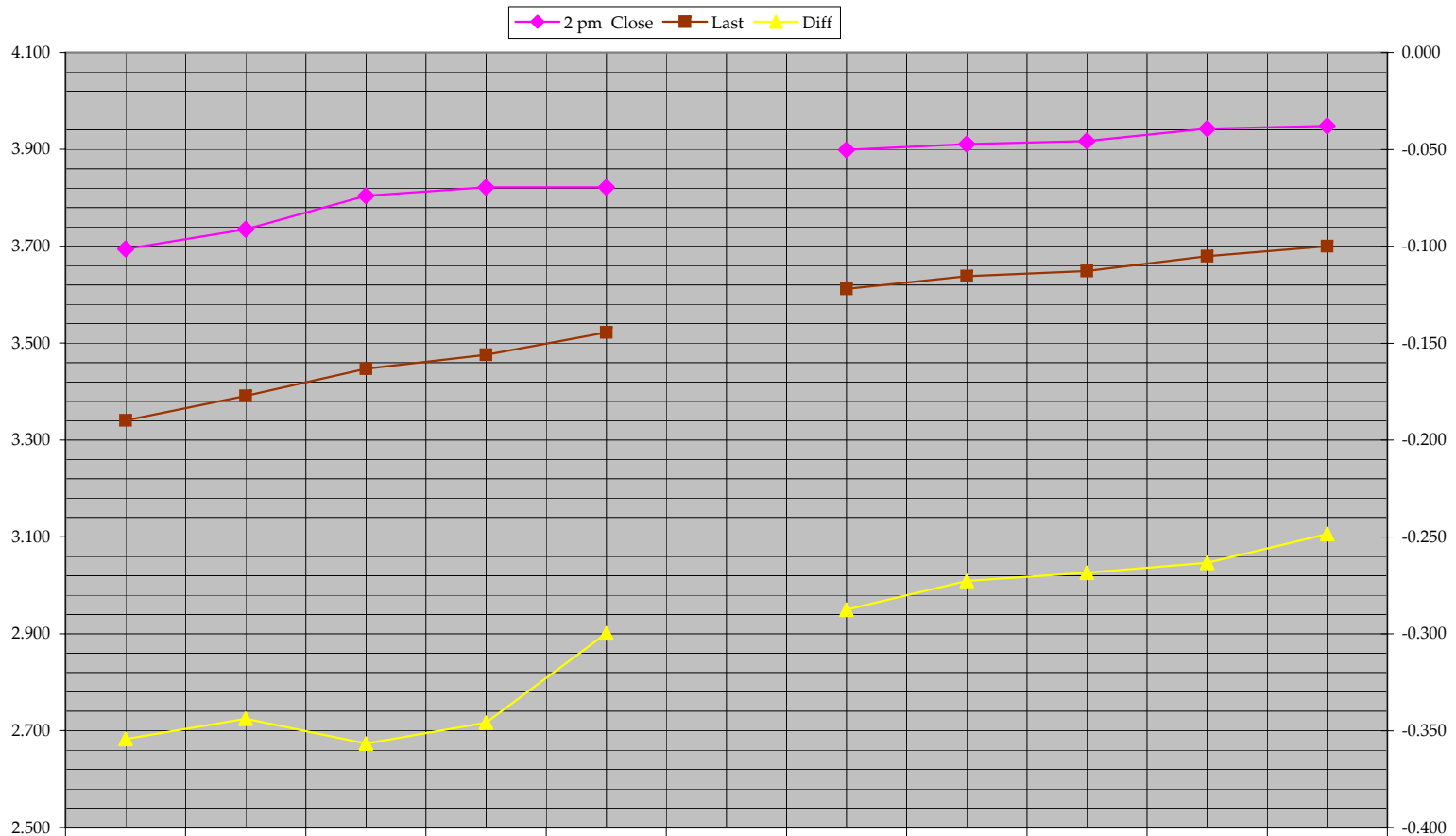


### 5 Yr Deliverable Curve



◆ Last	2.895	2.914	2.934	2.943	2.963	2.980
■ 2pm Close	3.398	3.415	3.425	3.431	3.427	3.406
▲ Diff	-0.503	-0.501	-0.490	-0.488	-0.465	-0.426

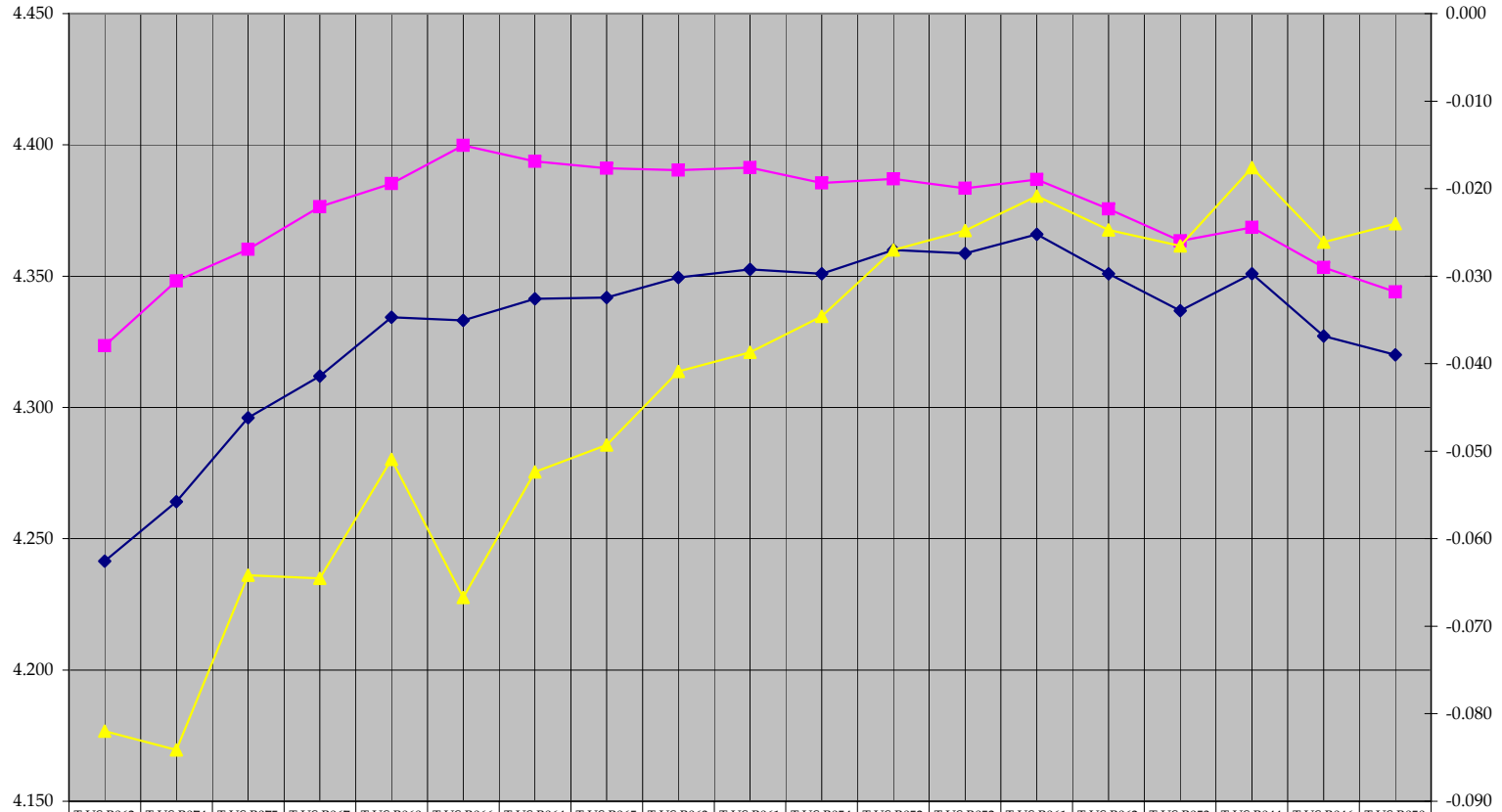
### 10 Yr Deliverable Curve



	T.US.B042P1114**	T.US.B040P0215	T.US.B041P0515	T.US.B042P0815	T.US.B044P1115		T.US.B051P0516	T.US.B047P0816	T.US.B045P1116	T.US.B045P0217	T.US.B045P0517
◆ 2 pm Close	3.695	3.735	3.804	3.822	3.822		3.899	3.911	3.917	3.943	3.949
■ Last	3.340	3.391	3.448	3.476	3.522		3.612	3.638	3.649	3.679	3.700
▲ Diff	-0.354	-0.344	-0.357	-0.346	-0.300		-0.288	-0.273	-0.268	-0.263	-0.248

### 30 Yr Deliverable Curve

◆ Last    ■ 2pm Close    ▲ Diff



	T.US.B062 P0823**	T.US.B074 P1124	T.US.B075 P0225	T.US.B067 P0825	T.US.B060 P0226	T.US.B066 P0826	T.US.B064 P1126	T.US.B065 P0227	T.US.B063 P0827	T.US.B061 P1127	T.US.B054 P0828	T.US.B052 P1128	T.US.B052 P0229	T.US.B061 P0829	T.US.B062 P0530	T.US.B053 P0231	T.US.B044 P0236	T.US.B046 P0237	T.US.B050 P0537*
◆ Last	4.241	4.264	4.296	4.312	4.334	4.333	4.341	4.342	4.349	4.353	4.351	4.360	4.359	4.366	4.351	4.337	4.351	4.327	4.320
■ 2pm Close	4.323	4.348	4.360	4.376	4.385	4.400	4.394	4.391	4.390	4.391	4.386	4.387	4.383	4.387	4.376	4.363	4.369	4.353	4.344
▲ Diff	-0.082	-0.084	-0.064	-0.065	-0.051	-0.067	-0.052	-0.049	-0.041	-0.039	-0.035	-0.027	-0.025	-0.021	-0.025	-0.027	-0.018	-0.026	-0.024