

**The Morning Email: Commitment of Traders (CoT) & Dealer Positions (DP)**

**6/26/2008 5:59**

Central Time

**Table of Contents**

- Pg 1** Energy: NYMEX
- Pg 2** CBOT: Financial Futures
- Pg 3** CME: Eurodollars
- Pg 4** Dealer Positions

Want something added? Let me know: [jgoulding@ghco.com](mailto:jgoulding@ghco.com)

**Disclaimer:** All information within this newsletter is meant for internal use at GH Trader's LLC, only. All information has been recorded to the best of my ability. This material is based upon information that I consider reliable, but I do not represent that it is accurate or complete.

**Current Positions**

	Small Spec			Large Spec			Commercials (Hedgers)			
	Long	Short	Net	Long	Short	Net	Long	Short	Net	
Crude Oil ^	99,752	112,266	(12,514)	244,275	139,156	105,119	1,619,494	1,712,099	(92,605)	Crude Oil
Heating Oil	37,934	27,282	10,652	27,741	15,994	11,747	143,832	166,230	(22,398)	Heating Oil
Unleaded Gas	34,352	20,885	13,467	67,880	8,577	59,303	155,376	228,147	(72,771)	Unleaded Gas
Natural Gas	89,250	39,546	49,704	166,788	428,601	(261,813)	629,694	417,585	212,109	Natural Gas

^ Light Sweet

**Week over Week Change**

As of	Sml Spec	Lrg Spec	Comm
6/17/2008	Net	Net	Net
Crude Oil	(22,104)	92,604	(70,501)
Heating Oil	(1,679)	(46,245)	47,924
Unleaded Gas	(37,548)	301,978	(264,432)
Natural Gas	62,218	(366,932)	304,714

Current Positions

	Small Spec			Large Spec			Commercials (Hedgers)			
	Long	Short	Net	Long	Short	Net	Long	Short	Net	
ZF	225,299	295,796	(70,497)	455,386	147,646	307,740	1,075,967	1,313,210	(237,243)	ZF
ZN	295,994	453,374	(157,380)	254,665	276,399	(21,734)	1,674,830	1,495,716	179,114	ZN
ZB	115,407	194,156	(78,749)	106,331	174,335	(68,004)	702,480	555,728	146,752	ZB

Week over Week Change

As of	Sml Spec	Lrg Spec	Comm
6/17/2008	Net	Net	Net
ZF	(2,417)	25,031	(22,613)
ZN	(35,347)	(40,570)	75,917
ZB	3,659	(14,284)	10,625

## Current Positions

Small Spec			Large Spec			Commercials		
Long	Short	Net	Long	Short	Net	Long	Short	Net
1,096,615	1,043,093	53,522	682,982	509,911	173,071	7,630,934	7,857,528	(226,594)

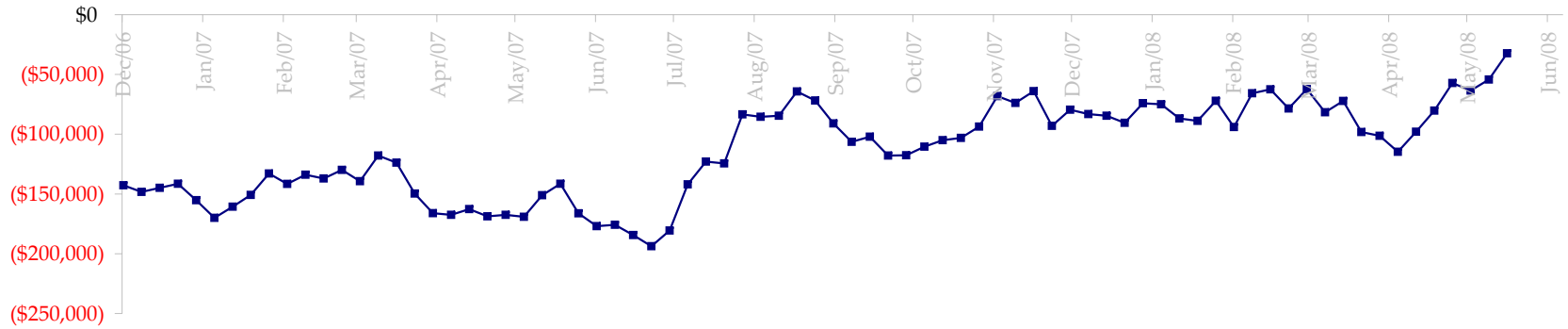
## Week over Week Change

As of

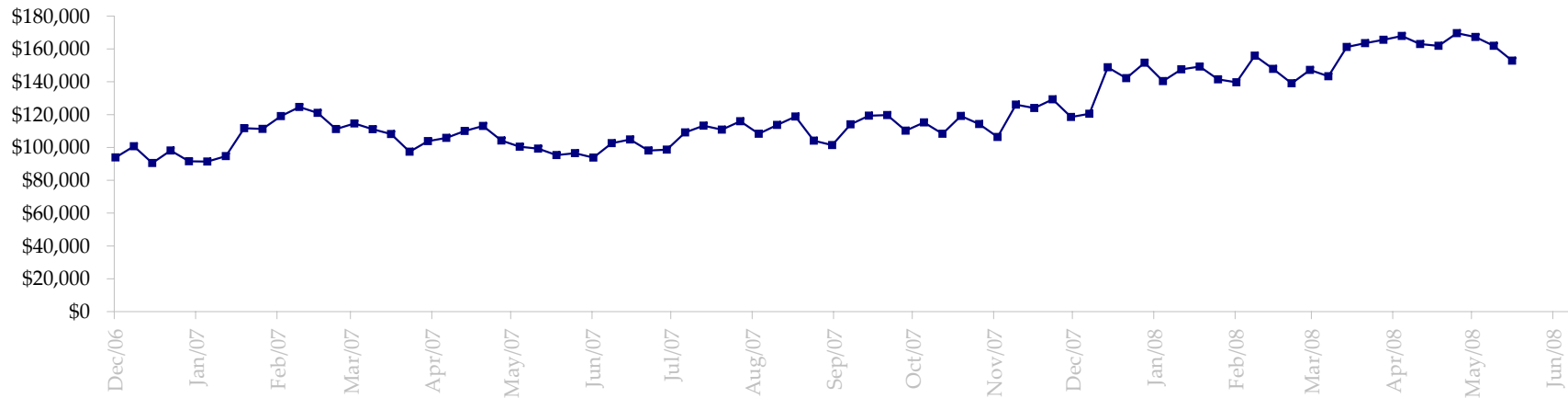
6/17/2008

Sm Spec	Lg Spec	Commrc
(27,054)	(162,306)	189,359

Fed Agency & GSA Position: Coupons - (\$mln)



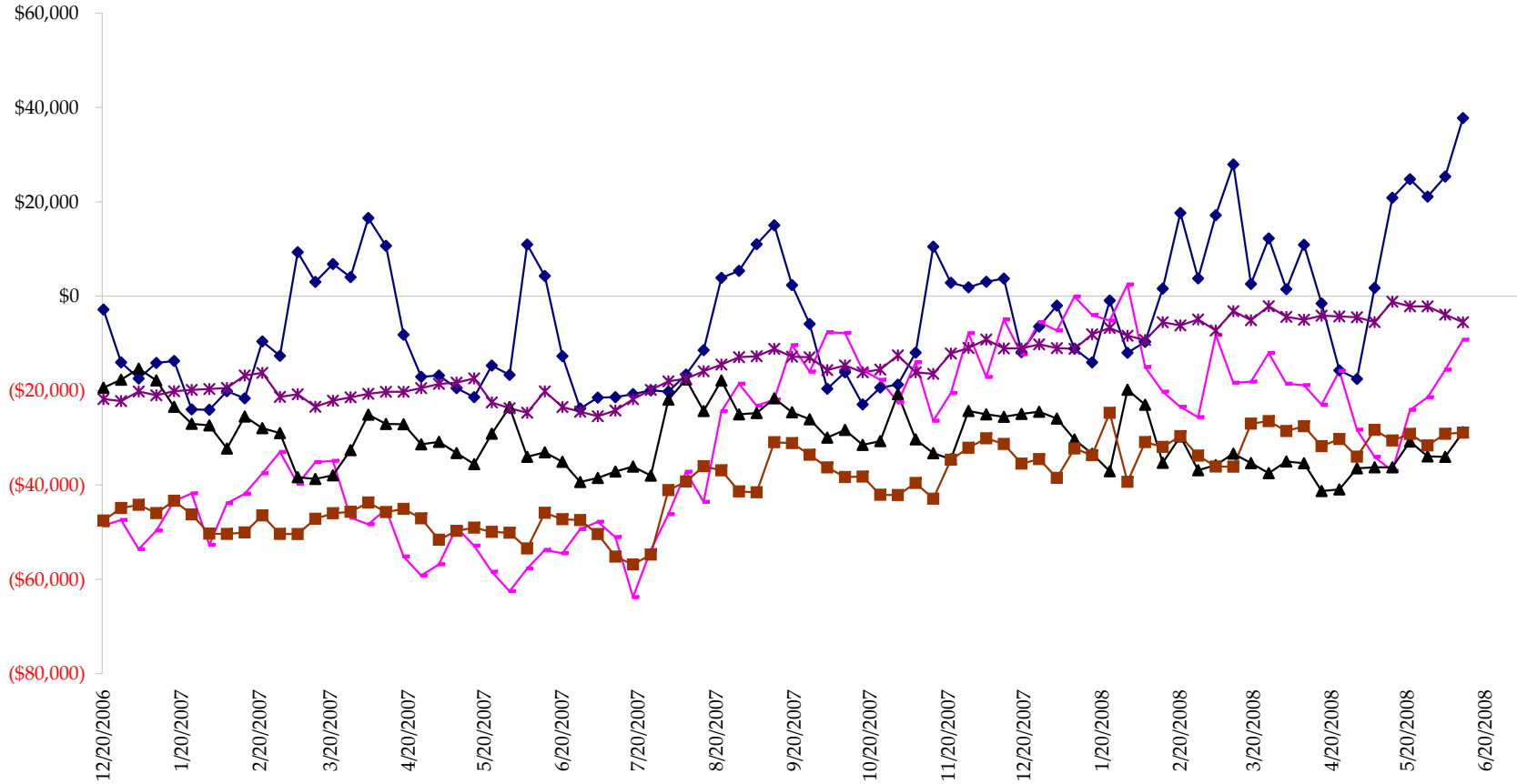
Fed Agency & GSA Position: Coupons - (\$mln)



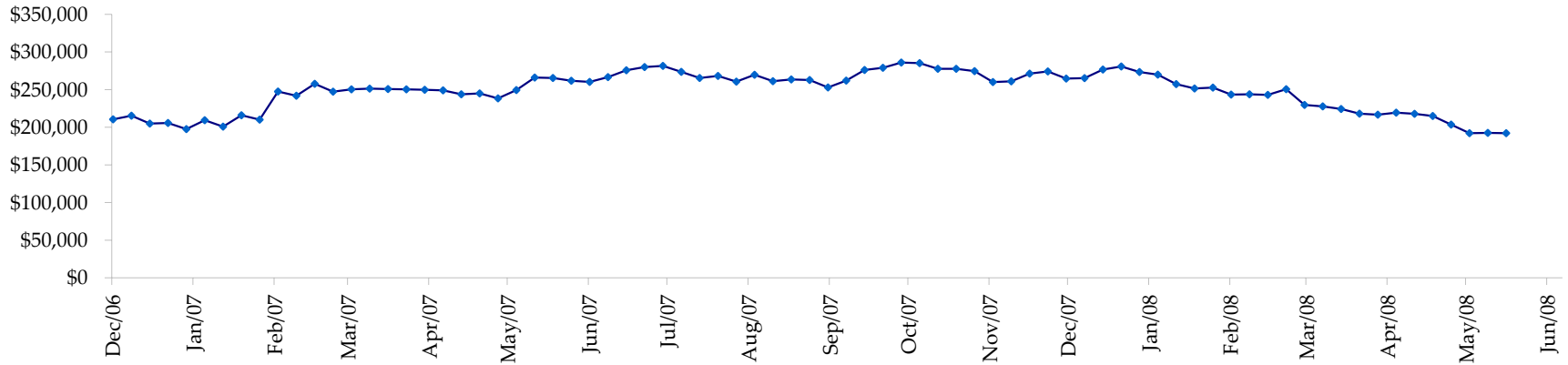
Treasury Coupon Positions by Maturity

All dates are 'as of'.

◆ T-Bills    ◆ Due <= 3yrs    ▲ Due >= 3yrs <=6yrs    ■ Due >6yrs <=11yrs    \* Due >11yrs



Total Corporate Position - (\$mln)



Total Mortgage Position - (\$mln)

