

5/15/2008 5:51

Central Time

The Morning Email: Commitment of Traders (CoT) & Dealer Positions (DP)

Table of Contents

- Pg 1** Energy: NYMEX
- Pg 2** CBOT: Financial Futures
- Pg 3** CME: Eurodollars
- Pg 4** Dealer Positions

Want something added? Let me know: jgoulding@ghco.com

Disclaimer: All information within this newsletter is meant for internal use at GH Trader's LLC, only. All information has been recorded to the best of my ability. This material is based upon information that I consider reliable, but I do not represent that it is accurate or complete.

	Current Positions									
	Small Spec			Large Spec			Commercials (Hedgers)			
	Long	Short	Net	Long	Short	Net	Long	Short	Net	
Crude Oil ^	98,746	124,958	(26,212)	300,536	159,830	140,706	1,704,380	1,818,874	(114,494)	Crude Oil
Heating Oil	34,021	28,223	5,798	39,952	24,948	15,004	147,605	168,407	(20,802)	Heating Oil
Unleaded Gas	35,798	22,982	12,816	71,202	7,943	63,259	150,834	226,908	(76,074)	Unleaded Gas
Natural Gas	80,833	35,036	45,797	142,515	366,222	(223,707)	628,905	450,995	177,910	Natural Gas

^ Light Sweet

As of	WoW^Position Change		
	Sml Spec	Lrg Spec	Comm
	Net	Net	Net
5/6/2008	(30,940)	120,239	(89,299)
	(7,626)	(46,668)	54,294
	(34,227)	272,603	(238,373)
	72,009	(364,413)	292,404

^Week over Week

Current Positions

	Small Spec			Large Spec			Commercials (Hedgers)			
	Long	Short	Net	Long	Short	Net	Long	Short	Net	
ZF	231,382	286,943	(55,561)	566,657	179,274	387,383	1,146,505	1,478,328	(331,823)	ZF
ZN	314,155	426,250	(112,095)	260,912	353,441	(92,529)	1,865,123	1,660,499	204,624	ZN
ZB	136,297	203,550	(67,253)	120,713	150,149	(29,436)	722,314	625,625	96,689	ZB

WoW^ Position Change

As of	Sml Spec	Lrg Spec	Comm
5/6/2008	Net	Net	Net
ZF	(71,602)	8,096	63,506
ZN	31,127	(28,723)	(2,403)
ZB	(1,258)	2,054	(795)

^WoW = Week over week

Current Positions

Small Spec			Large Spec			Commercials		
Long	Short	Net	Long	Short	Net	Long	Short	Net
1,166,917	1,034,451	132,466	920,351	570,048	350,303	8,015,135	8,497,904	(482,769)

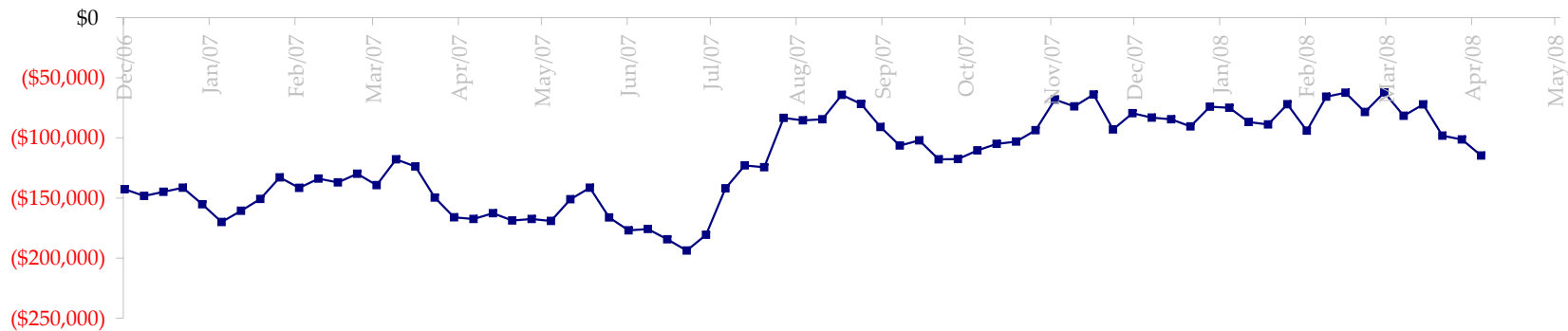
Week over Week Change *

As of

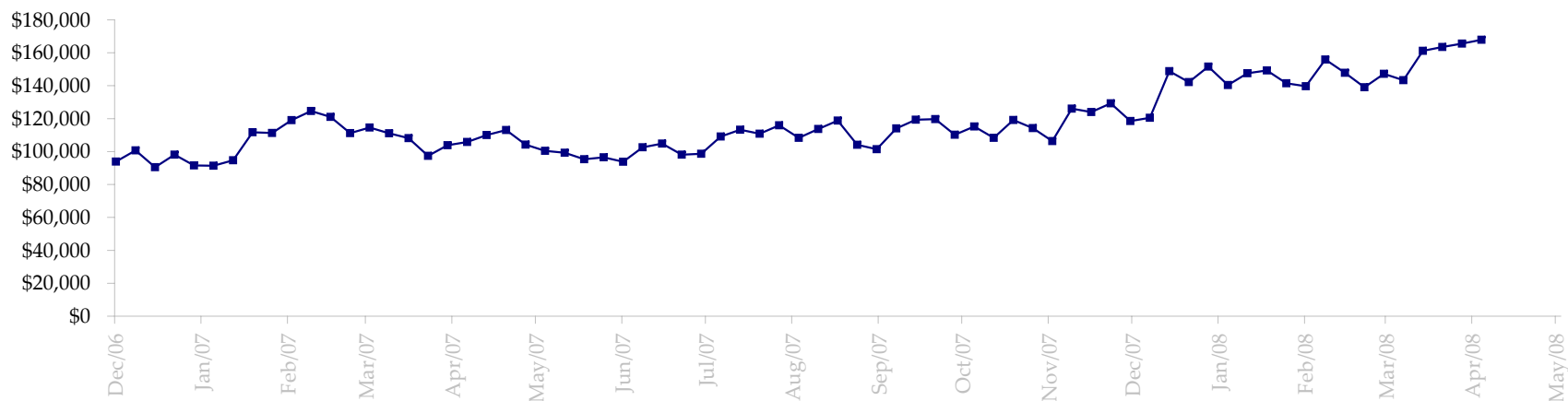
5/6/2008

Sm Spec	Lg Spec	Commrcl
(3,672)	(35,876)	39,547

Fed Agency & GSA Position: Coupons - (\$mln)



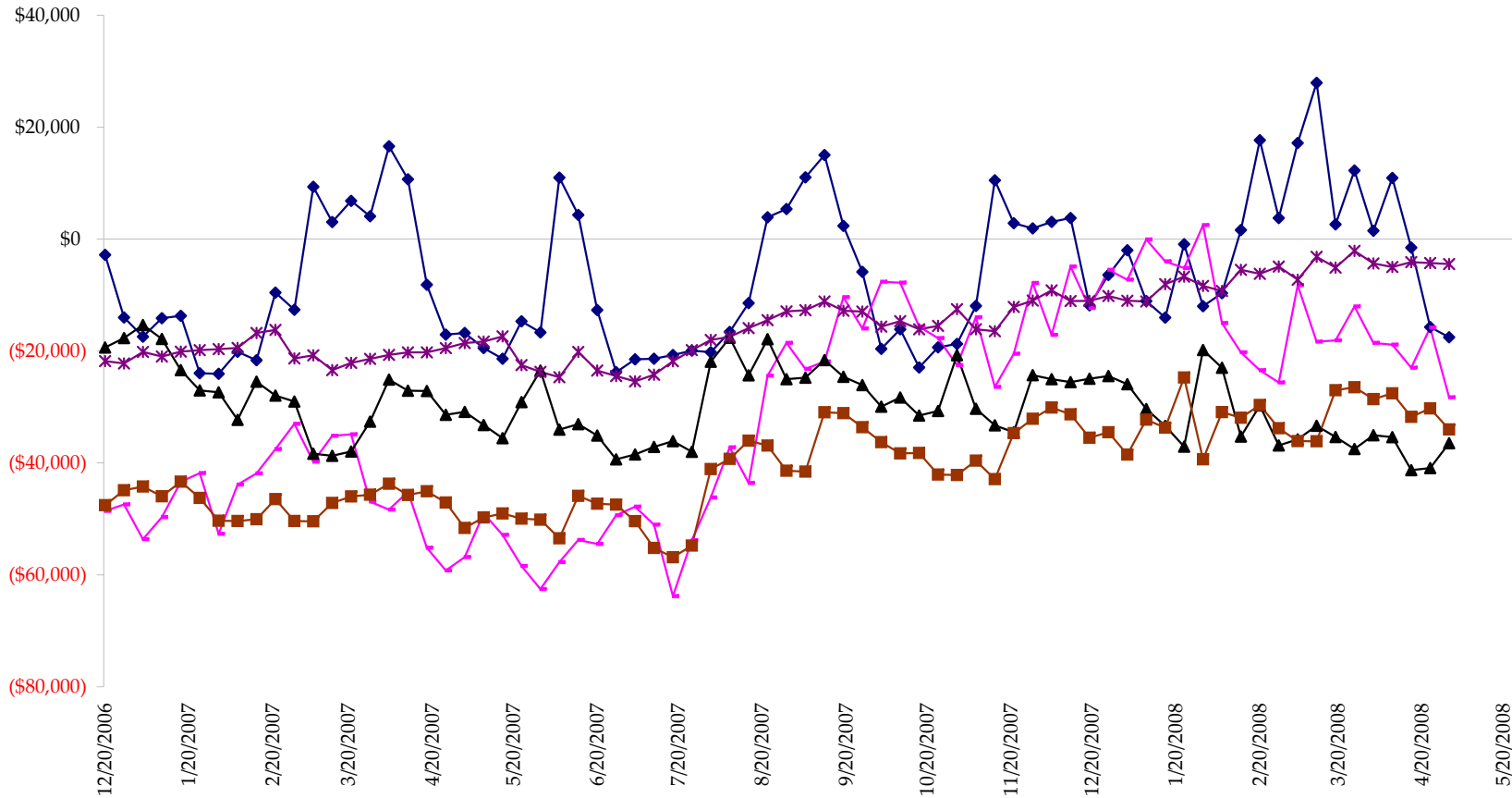
Fed Agency & GSA Position: Coupons - (\$mln)



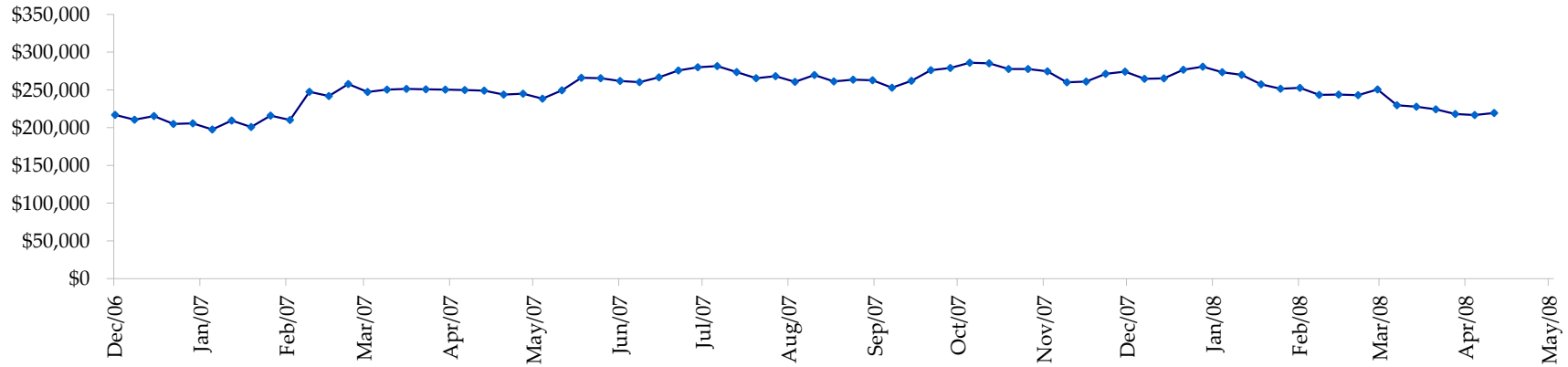
Treasury Coupon Positions by Maturity

All dates are 'as of'.

◆ T-Bills ◆ Due <= 3yrs ▲ Due >= 3yrs <=6yrs ■ Due >6yrs <=11yrs * Due >11yrs



Total Corporate Position - (\$mln)



Total Mortgage Position - (\$mln)

