

5/28/2008 5:53

Central Time

The Morning Email: Commitment of Traders (CoT) & Dealer Positions (DP)

Table of Contents

- Pg 1** Energy: NYMEX
- Pg 2** CBOT: Financial Futures
- Pg 3** CME: Eurodollars
- Pg 4** Dealer Positions

Want something added? Let me know: jgoulding@ghco.com

Disclaimer: All information within this newsletter is meant for internal use at GH Trader's LLC, only. All information has been recorded to the best of my ability. This material is based upon information that I consider reliable, but I do not represent that it is accurate or complete.

	Current Positions									
	Small Spec			Large Spec			Commercials (Hedgers)			
	Long	Short	Net	Long	Short	Net	Long	Short	Net	
Crude Oil ^	94,975	120,854	(25,879)	290,513	163,999	126,514	1,584,582	1,685,217	(100,635)	Crude Oil
Heating Oil	39,102	29,893	9,209	34,599	18,949	15,650	145,538	170,396	(24,858)	Heating Oil
Unleaded Gas	35,963	26,486	9,477	81,650	7,238	74,412	154,642	238,530	(83,888)	Unleaded Gas
Natural Gas	85,160	34,736	50,424	159,818	406,667	(246,849)	647,643	451,217	196,426	Natural Gas

^ Light Sweet

As of	WoW^Position Change		
	Sml Spec	Lrg Spec	Comm
	Net	Net	Net
5/20/2008	(32,910)	109,987	(77,077)
	(895)	(55,951)	56,847
	(37,807)	303,218	(265,410)
	76,303	(373,363)	297,061

^Week over Week

Current Positions

	Small Spec			Large Spec			Commercials (Hedgers)			
	Long	Short	Net	Long	Short	Net	Long	Short	Net	
ZF	224,694	263,977	(39,283)	568,752	202,286	366,466	1,045,692	1,372,875	(327,183)	ZF
ZN	314,232	423,154	(108,922)	335,554	310,811	24,743	1,804,718	1,720,539	84,179	ZN
ZB	132,750	197,192	(64,442)	168,273	159,644	8,629	689,657	633,844	55,813	ZB

WoW^ Position Change

As of		Sml Spec	Lrg Spec	Comm
		Net	Net	Net
5/20/2008	ZF	11,726	16,960	(28,685)
	ZN	(24,914)	86,843	(61,929)
	ZB	8,294	2,545	(10,838)

^WoW = Week over week

Current Positions

Small Spec			Large Spec			Commercials		
Long	Short	Net	Long	Short	Net	Long	Short	Net
1,177,942	971,733	206,209	929,331	473,458	455,873	8,183,635	8,845,717	(662,082)

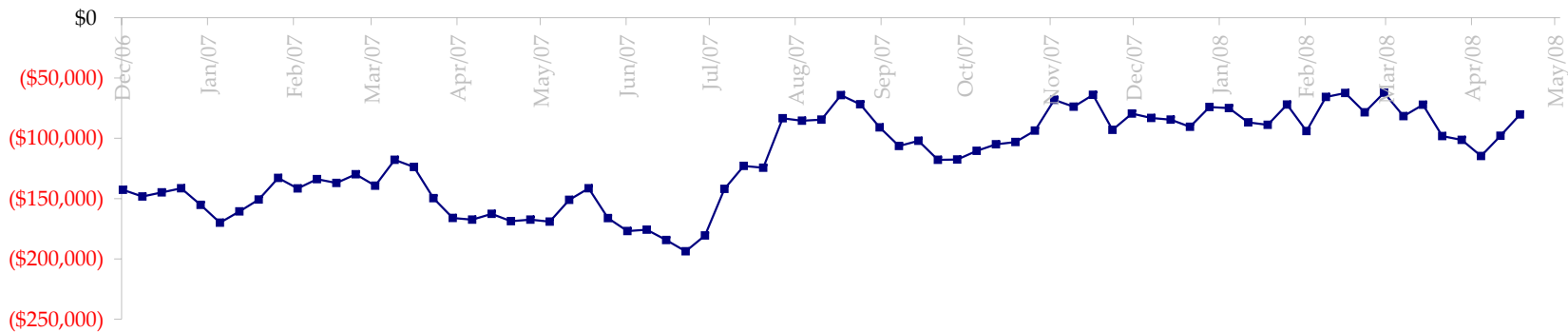
Week over Week Change *

As of

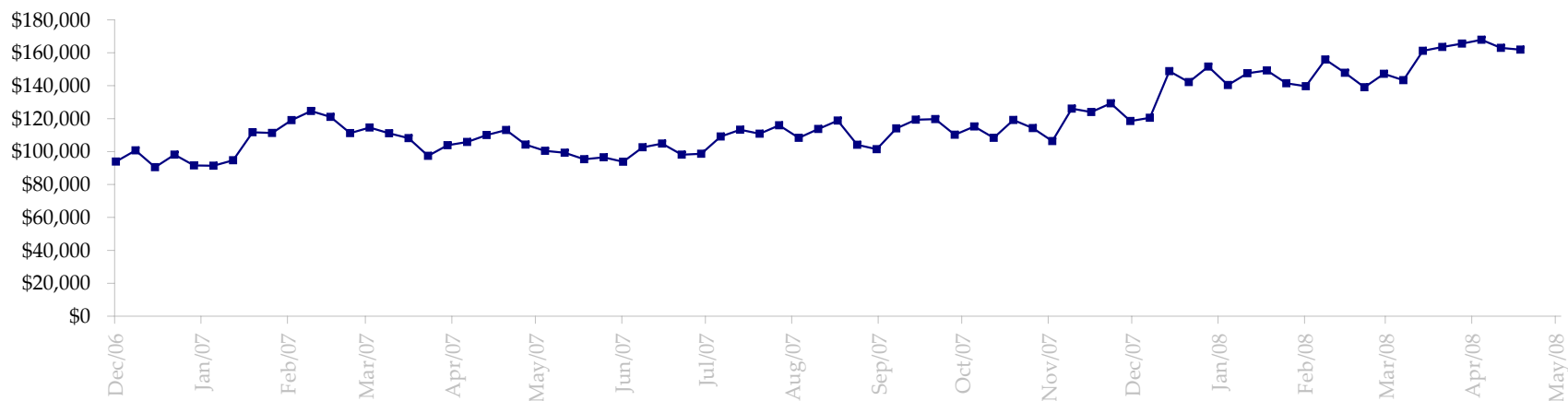
5/20/2008

Sm Spec	Lg Spec	Commrcl
76,424	36,513	(112,937)

Fed Agency & GSA Position: Coupons - (\$mln)



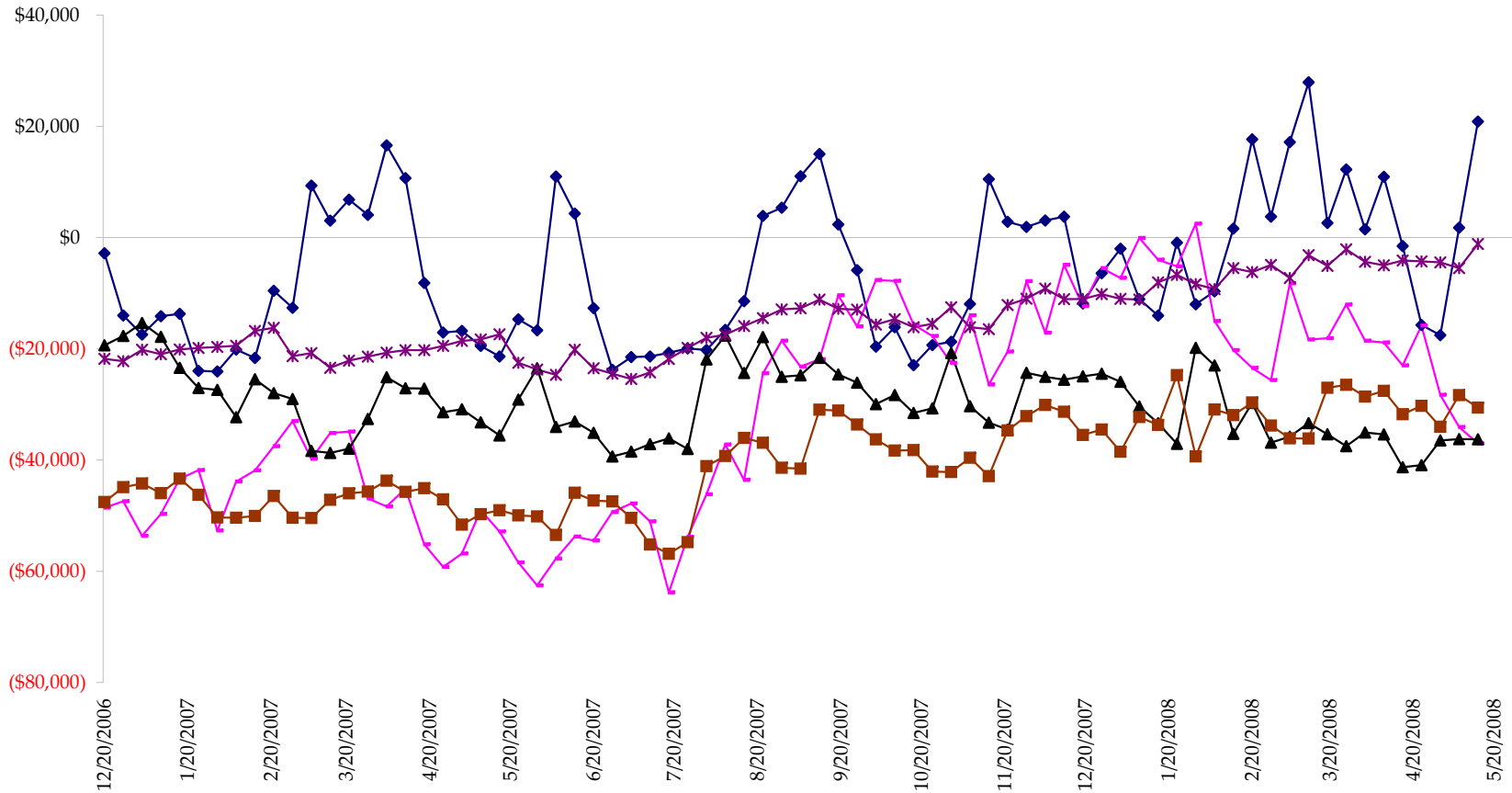
Fed Agency & GSA Position: Coupons - (\$mln)



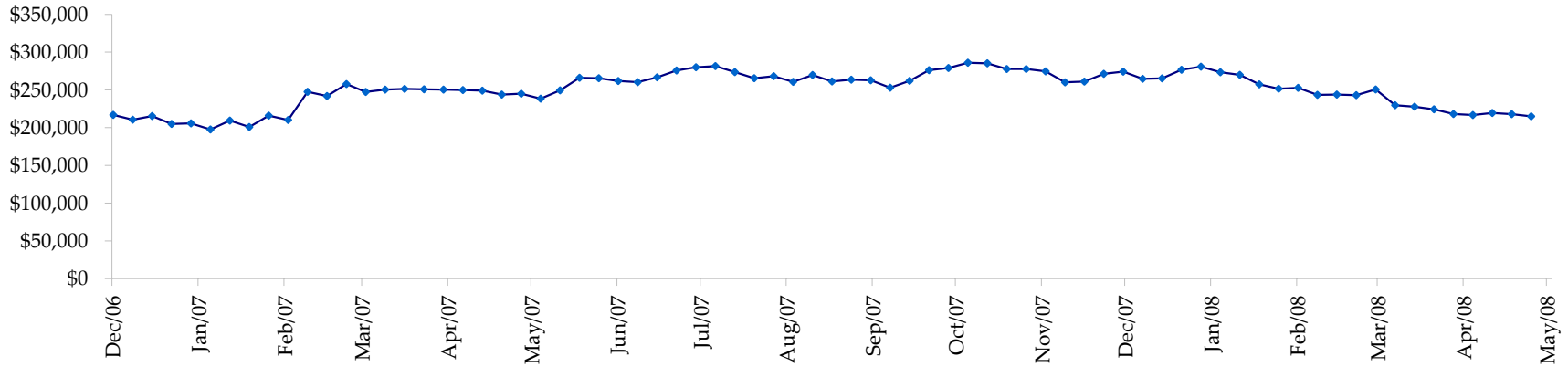
Treasury Coupon Positions by Maturity

All dates are 'as of'.

◆ T-Bills ◆ Due <= 3yrs ▲ Due >= 3yrs <=6yrs ■ Due >6yrs <=11yrs * Due >11yrs



Total Corporate Position - (\$mln)



Total Mortgage Position - (\$mln)

