



## The Morning Email: US Deliverable Basket

2/10/2009 5:50

Central Time

This email lists the deliverable baskets against the Chicago Board of Trade Financial Futures 2, 5, 10, & 30 year.

The work in this document is based on the work of *Galen Burghardt*. I highly suggest reading his books on the Bond Basis and the Eurodollar.

Closes marked 01/05/2009, @ 2pm CT  
Will remark after 2 and 5yr auctions, in late January 2009.

Want something added? Let me know: [jgoulding@ghco.com](mailto:jgoulding@ghco.com)

**Disclaimer:** All information within this newsletter is meant for internal use at GH Trader's LLC, only. All information has been recorded to the best of my ability. This material is based upon information that I consider reliable, but I do not represent that it is accurate or complete.

Time (CT)	5:50:43	Mch09 Fut	Last 32	Mch09 Fut	Last 32	Last Delivery Day		Last Trading Day	
Trade Date	2/10/2009	ZT	108.250	ZN	122.030	2yr / 5yr	From	3/31/2009	
Settle Date	2/11/2009	ZF	117.270	ZB	126.170	10yr/ 30yr	Subject	3/19/2009	

2 Yr Symbol	Last 32	Coup	Issue Date	Mat Date	CF	Basis	Yield	DV01 (\$)	DV01 32	MDUR	Full Price	2 PM Close	Yield	Diff
T.US.B043P1210**	106.1500	4.375	12/15/05	12/15/10	0.9733	18.94	0.821	\$ 198	0.633	1.77	111.636			
T.US.B007P1210	99.2820	0.875	12/31/08	12/31/10	0.9160	7.60	0.938	\$ 188	0.601	1.86	100.915			
T.US.B042P0111	106.2000	4.250	01/17/06	01/15/11	0.9700	35.43	0.772	\$ 208	0.664	1.86	111.642			
T.US.B001P0111*	99.2500	0.875	01/31/09	01/31/11	0.9122	17.63	0.988	\$ 196	0.628	1.95	100.811			
T.US.B044P0211	107.0900	4.500	02/28/06	02/28/11	0.9732	45.29	0.896	\$ 218	0.698	1.94	112.608			
T.US.B046P0311	108.0120	4.750	03/31/06	03/31/11	0.9768	56.96	0.928	\$ 229	0.733	2.01	113.654			

5Yr Symbol	Last 32	Coup	Issue Date	Mat Date	CF	Basis	Yield	DV01 (\$)	DV01 32	MDUR	Full Price	2 PM Close	Yield	Diff
T.US.B034P0513**	107.1850	3.500	06/02/08	05/31/13	0.9090	14.66	1.665	\$ 446	1.428	3.98	112.019			
T.US.B033P0613	107.0500	3.375	06/30/08	06/30/13	0.9027	24.92	1.673	\$ 454	1.453	4.07	111.427			
T.US.B033P0713	107.0420	3.375	07/31/08	07/31/13	0.9011	30.15	1.710	\$ 463	1.482	4.16	111.388			
T.US.B031P0813	105.2500	3.125	09/02/08	08/31/13	0.8899	29.19	1.794	\$ 460	1.471	4.19	109.738			
T.US.B031P0913	105.2250	3.125	09/30/08	09/30/13	0.8881	33.47	1.833	\$ 468	1.499	4.27	109.654			
T.US.B026P1013	104.0270	2.750	10/31/08	10/31/13	0.8714	44.65	1.841	\$ 472	1.510	4.39	107.564			
T.US.B020P1113	100.1850	2.000	11/30/08	11/30/13	0.8392	53.88	1.873	\$ 468	1.498	4.54	103.105			
T.US.B014P1213	98.0750	1.500	12/31/08	12/31/13	0.8164	64.86	1.880	\$ 468	1.498	4.67	100.129			
T.US.B016P0114*	99.0550	1.750	01/31/09	01/31/14	0.8239	66.57	1.926	\$ 480	1.535	4.73	101.379			

**NOTES**

MDUR = Modified Macaulay Duration

CF = Conversion Factor

\* = OTR

\*\* = CTD

\*\*\* = OTR & CTD

#VALUE! = No quote being provided by exchange

#NUM! = No quote being provided by exchange

Carry (LDD) = Carry cost to Last Delivery Day and is quoted in 32nds

BNOC = Basis Net of Carry and is quoted in 32nds

New Issues:

All new issues are Rolled forward based on Yield Roll.

10 Yr Symbol	Last 32	Coup	Issue Date	Mat Date	CF	Basis	Yield	DV01 (\$)	DV01 32	MDUR	Full Price	2 PM Close	
												Yield	Diff
T.US.B044P1115	113.1950	4.500	11/15/05	11/15/15	0.9202	40.28	2.312	\$ 697	2.230	5.84	119.31	1.856	0.455
Please go to last page to view missing issue.													
T.US.B051P0516**	117.0000	5.125	05/15/06	05/15/16	0.9506	3744.00	1.873	\$ 760	2.432	6.16	123.47	1.615	0.258
T.US.B047P0816	115.0100	4.875	08/15/06	08/15/16	0.9346	3681.00	2.654	\$ 758	2.425	6.26	121.15	2.312	0.342
T.US.B045P1116	113.0200	4.625	11/15/06	11/15/16	0.9179	3618.00	2.743	\$ 777	2.485	6.53	118.87	2.351	0.392
T.US.B045P0217	112.2900	4.625	02/15/07	02/15/17	0.9157	3613.00	2.814	\$ 788	2.523	6.64	118.69	2.392	0.421
T.US.B045P0517	111.3150	4.500	05/15/07	05/15/17	0.9058	3583.50	2.859	\$ 812	2.599	6.91	117.61	2.447	0.412
T.US.B046P0817	113.3100	4.750	08/15/07	08/15/17	0.9195	3647.00	2.887	\$ 834	2.670	6.96	119.88	2.468	0.419
T.US.B042P1117	110.1500	4.250	11/15/07	11/15/17	0.8848	3535.00	2.888	\$ 846	2.707	7.31	115.76	2.424	0.464
T.US.B034P0218	104.2200	3.500	02/15/08	02/15/18	0.8317	3350.00	2.905	\$ 829	2.652	7.60	109.02	2.427	0.478
T.US.B037P0518	107.2800	3.875	05/15/08	05/15/18	0.8539	3452.00	2.898	\$ 873	2.794	7.75	112.68	2.431	0.467
T.US.B040P0818	108.2950	4.000	08/15/08	08/15/18	0.8595	3485.50	2.919	\$ 891	2.850	7.82	113.86	2.439	0.480
T.US.B036P1118*	106.2550	3.750	11/17/08	11/15/18	0.8357	3417.50	2.943	\$ 906	2.899	8.13	111.43	2.489	0.454

**NOTES**

MDUR = Modified Macaulay Duration

CF = Conversion Factor

\* = OTR

\*\* = CTD

\*\*\* = OTR & CTD

#VALUE! = No quote being provided by exchange

#NUM! = No quote being provided by exchange

Carry (LDD) = Carry cost to Last Delivery Day and is quoted in 32nds

BNOC = Basis Net of Carry and is quoted in 32nds

New Issues:

All new issues are Rolled forward based on Yield Roll.

30 Yr Symbol	Last 32	Coup	Issue Date	Mat Date	CF	Basis	Yield	DV01 (\$)	DV01 32	MDUR	Full Price	Yield	Diff
T.US.B074P1124**	146.1600	7.500	08/15/94	11/15/24	1.1500	31.65	3.605	\$ 1,609	5.149	10.33	155.76	3.119	0.486
T.US.B075P0225	148.1000	7.625	02/15/95	02/15/25	1.1640	32.96	3.622	\$ 1,620	5.185	10.28	157.68	3.143	0.478
T.US.B067P0825	139.0100	6.875	08/15/95	08/15/25	1.0899	35.99	3.695	\$ 1,576	5.044	10.69	147.46	3.262	0.433
T.US.B060P0226	127.2200	6.000	02/15/96	02/15/26	0.9999	37.40	3.779	\$ 1,509	4.830	11.18	135.02	3.370	0.408
T.US.B066P0826	137.3100	6.750	08/15/96	08/15/26	1.0798	42.89	2.943	\$ 1,680	5.377	11.49	146.20	2.486	0.457
T.US.B064P1126	134.2600	6.500	11/15/96	11/15/26	1.0537	47.57	3.788	\$ 1,636	5.234	11.46	142.75	3.407	0.381
T.US.B065P0227	136.1750	6.625	02/18/97	02/15/27	1.0676	46.79	3.803	\$ 1,646	5.267	11.38	144.59	3.408	0.395
T.US.B063P0827	133.1100	6.375	08/15/97	08/15/27	1.0411	51.59	3.841	\$ 1,646	5.266	11.67	141.07	3.440	0.401
T.US.B061P1127	130.0700	6.125	11/17/97	11/15/27	1.0139	61.72	3.848	\$ 1,652	5.285	12.00	137.65	3.429	0.419
T.US.B054P0828	122.0150	5.500	08/17/98	08/15/28	0.9433	86.08	3.878	\$ 1,599	5.117	12.43	128.68	3.461	0.417
T.US.B052P1128	118.2350	5.250	11/16/98	11/15/28	0.9145	96.69	3.883	\$ 1,599	5.117	12.78	125.07	3.438	0.444
T.US.B052P0229	118.2450	5.250	02/16/99	02/15/29	0.9138	100.52	3.891	\$ 1,594	5.102	12.75	125.07	3.424	0.467
T.US.B061P0829	131.2400	6.125	08/16/99	08/15/29	1.0144	108.69	3.868	\$ 1,747	5.592	12.56	139.09	3.401	0.467
T.US.B062P0530	134.1250	6.250	02/15/00	05/15/30	1.0296	131.65	3.863	\$ 1,838	5.880	12.95	141.89	3.380	0.483
T.US.B053P0231	122.0600	5.375	02/15/01	02/15/31	0.9245	166.70	3.868	\$ 1,736	5.554	13.50	128.60	3.392	0.477
T.US.B044P0236	113.0100	4.500	02/15/06	02/15/36	0.8013	372.54	3.730	\$ 1,891	6.051	15.97	118.39	3.138	0.592
T.US.B046P0237	118.1100	4.750	02/15/07	02/15/37	0.8320	418.23	3.693	\$ 2,004	6.414	16.17	123.98	3.100	0.594
T.US.B050P0537	122.2850	5.000	05/15/07	05/15/37	0.8652	429.31	3.688	\$ 2,092	6.695	16.24	128.83	3.080	0.609
T.US.B043P0238	112.2950	4.375	02/15/08	02/15/38	0.7786	460.95	3.649	\$ 1,987	6.359	16.83	118.09	3.034	0.615
T.US.B045P0538*	115.2450	4.500	08/15/08	05/15/38	0.7950	485.55	3.621	\$ 2,059	6.588	17.00	121.09	3.047	0.575

**NOTES**

MDUR = Modified Macaulay Duration

CF = Conversion Factor

\* = OTR

\*\* = CTD

\*\*\* = OTR & CTD

#VALUE! = No quote being provided by exchange

#NUM! = No quote being provided by exchange

Carry (LDD) = Carry cost to Last Delivery Day and is quoted in 32nds

BNOG = Basis Net of Carry and is quoted in 32nds

New Issues:

All new issues are Rolled forward based on Yield Roll.

Jim Goulding, jgoulding@ghco.com

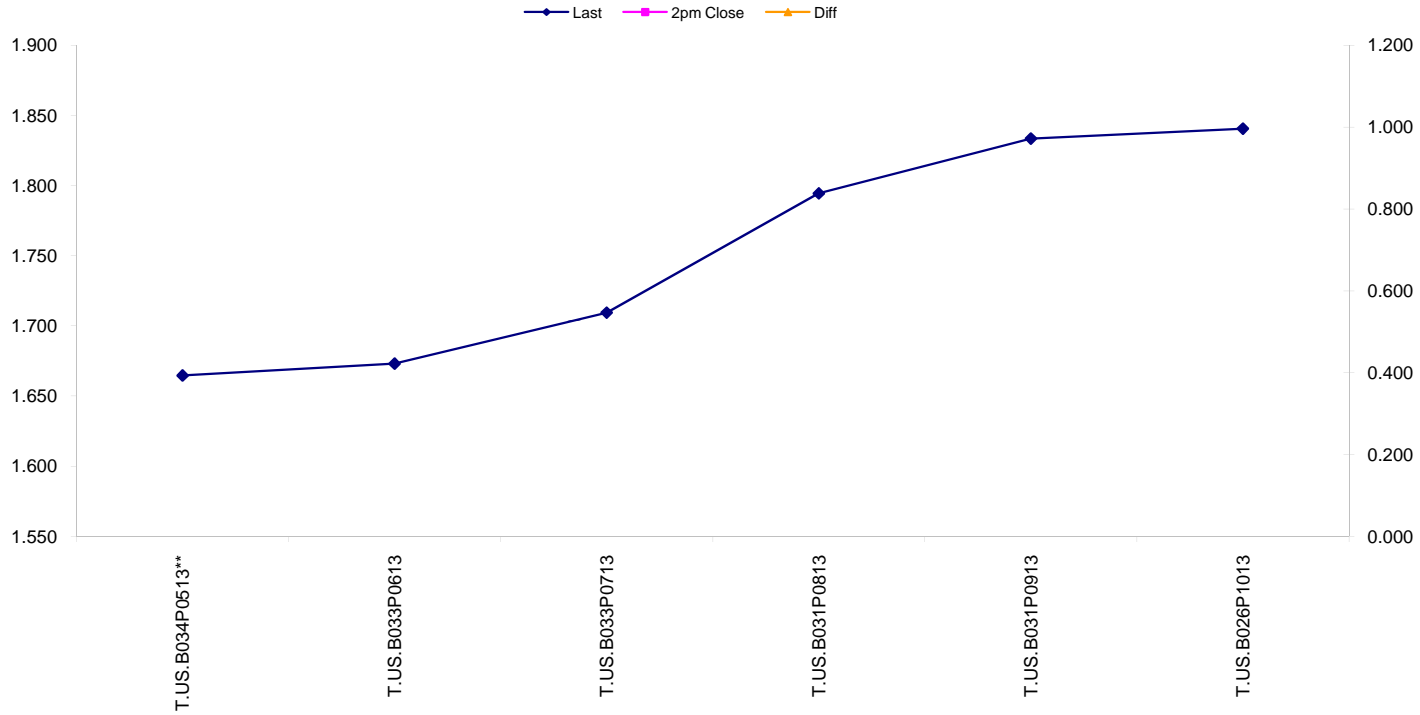
The Morning Email: US Deliverable

Extra Notes:

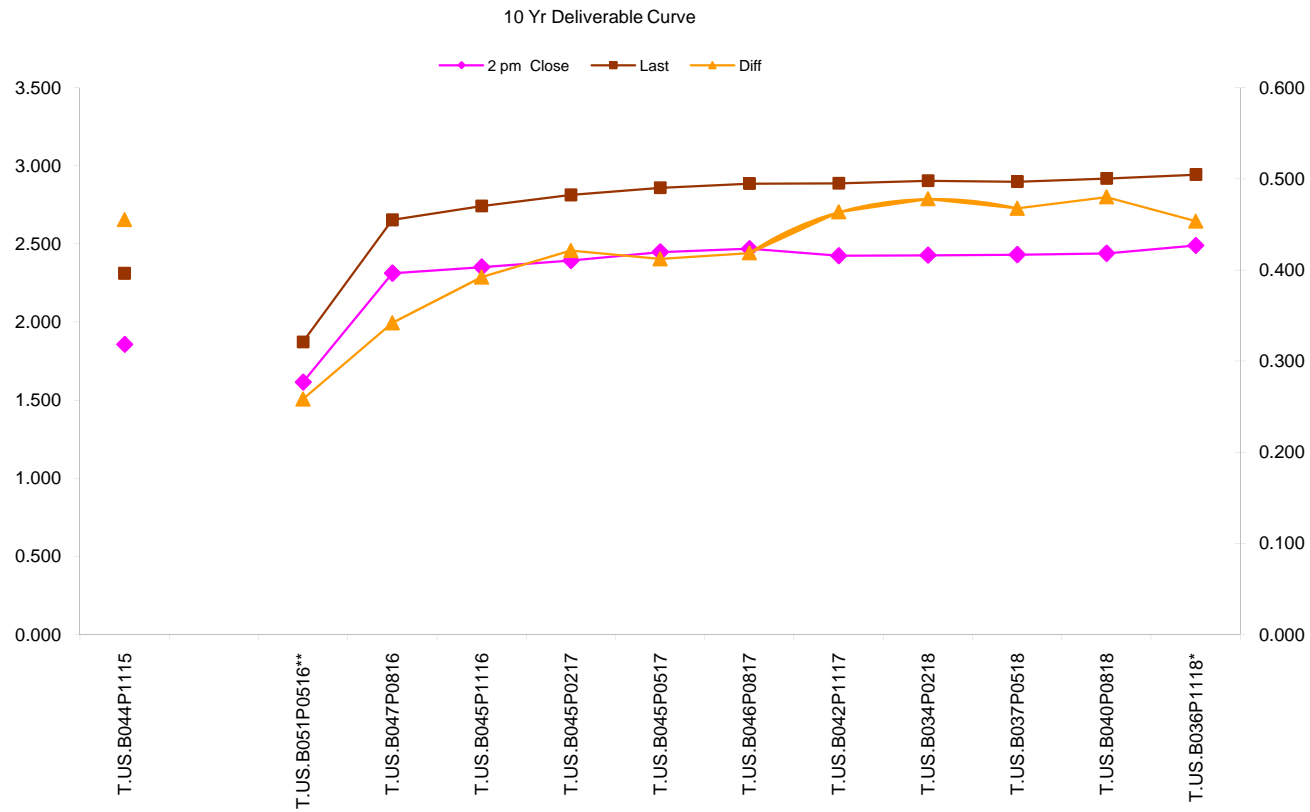
10 Yr Symbol	LAST 32	Coupon	Issue Date	Mat Date	CF	Basis	Yield	DV01 (\$)	DV01 32	MDUR	Full Price
T.US.B044P0216	#VALUE!	4.500	02/15/06	02/15/16	0.9177	#N/A	#N/A	#N/A	#N/A	#N/A	#N/A

The contract above is a big pain in the keister. Trying to chart the entire 10 yr delivery basket is ruined because this contract refuses to give a proper quote, for whatever reason. So, I've exiled it to this page. It resides in the middle of the basket so taking it out shouldn't hurt the chart. I'm only really looking to see if the delivery curve is steepening or flattening anyways. Taking this issue out won't harm the bigger picture.

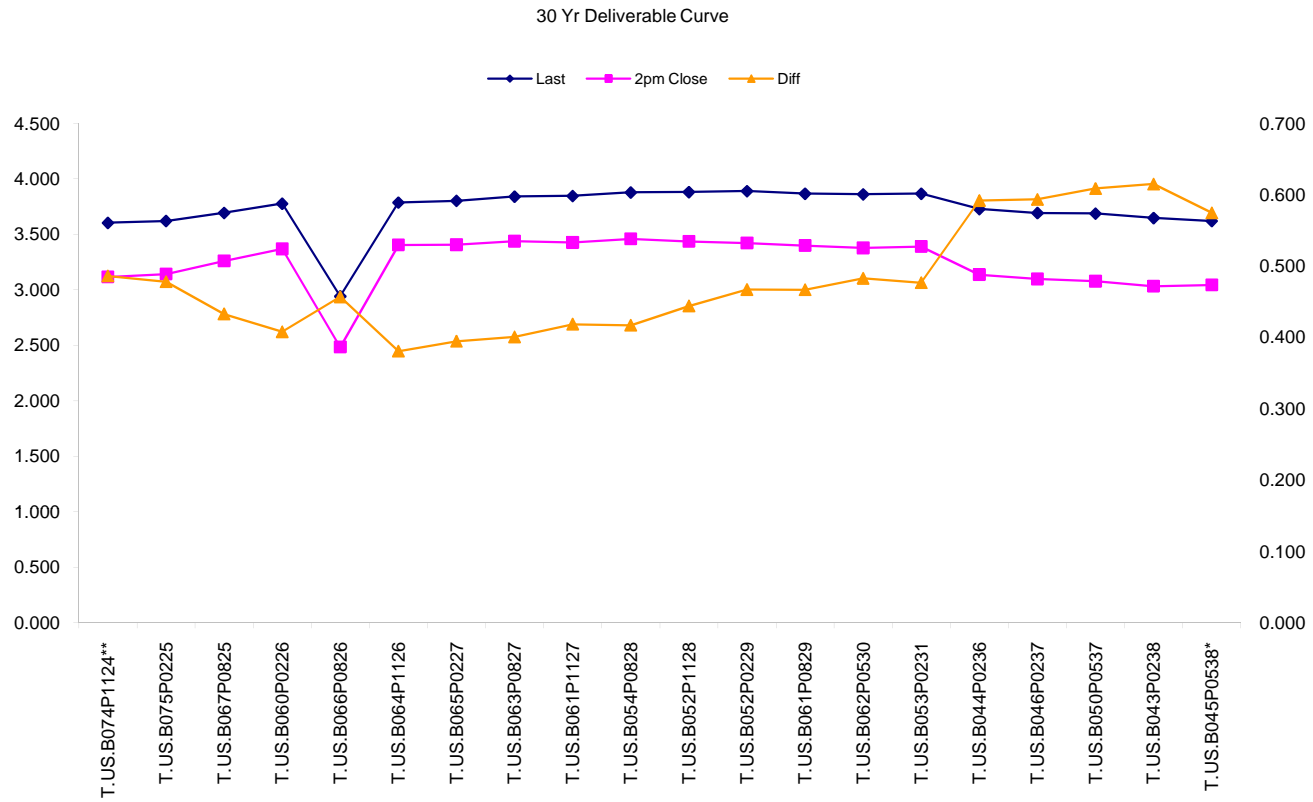
### 5 Yr Deliverable Curve



A flatter delivery curve will make shorter duration notes CTD.  
A steeper delivery curve will make longer duration notes CTD.



A flatter delivery curve will make shorter duration notes CTD.  
 A steeper delivery curve will make longer duration notes CTD.



A flatter delivery curve will make  
 shorter duration notes CTD.  
 A steeper delivery curve will make  
 longer duration notes CTD.

Jim Goulding, [jgoulding@ghco.com](mailto:jgoulding@ghco.com)

The Morning Email: US Deliverable

