

The Morning Email: Commitment of Traders (CoT) & Dealer Positions (DP)

Table of Contents

- Pg 1** NYMEX: Energy Complex
- Pg 2** CME: Treasury Futures
- Pg 3** CME: Eurodollars
- Pg 4** Dealers: Total Securities Owned - GSE and Govs
- Pg 5** Dealers: Treasury Coupon Positions by Maturity
- Pg 6** Dealers: Total Corporate & Mortgage-backed Securitites Owned
- Pg 7** CIT Positions

Want something added? Let me know: jgoulding@ghco.com

Disclaimer: All information within this newsletter is meant for internal use at GH Trader's LLC, only. All information has been recorded to the best of my ability. This material is based upon information that I consider reliable, but I do not represent that it is accurate or complete.

	Current Positions									
	Small Spec			Large Spec			Commercials (Hedgers)			
	Long	Short	Net	Long	Short	Net	Long	Short	Net	
Crude Oil ^	72,142	83,024	(10,882)	250,867	140,232	110,635	1,506,863	1,606,616	(99,753)	Crude Oil
Heating Oil	38,935	32,677	6,258	31,326	22,671	8,655	170,738	185,652	(14,914)	Heating Oil
Unleaded Gas	19,394	16,311	3,083	50,311	8,663	41,648	119,768	164,499	(44,731)	Unleaded Gas
Natural Gas	84,490	44,598	39,892	145,603	177,990	(32,387)	370,705	378,209	(7,504)	Natural Gas

^ Light Sweet

As of	Week over Week Change			
	Sml Spec	Lrg Spec	Comm	
	Net	Net	Net	
2/17/2009	Crude Oil	(15,687)	99,380	(83,693)
	Heating Oil	2,761	(37,944)	35,182
	Unleaded Gas	(36,406)	84,576	(48,170)
	Natural Gas	50,774	(143,022)	92,249

Current Positions										
	Small Spec			Large Spec			Commercials (Hedgers)			
	Long	Short	Net	Long	Short	Net	Long	Short	Net	
ZF	182,862	196,445	(13,583)	83,139	106,564	(23,425)	748,142	711,134	37,008	ZF
ZN	270,205	284,218	(14,013)	106,915	141,840	(34,925)	906,416	857,478	48,938	ZN
ZB	125,348	170,730	(45,382)	40,447	128,860	(88,413)	629,921	496,125	133,796	ZB

Week over Week Change					
As of		Sml Spec	Lrg Spec	Comm	
2/17/2009		Net	Net	Net	
ZF	(1,866)	12,080	(10,215)		
ZN	22,882	2,837	(25,719)		
ZB	4,562	(857)	(3,704)		

Current Positions								
Small Spec			Large Spec			Commercials		
Long	Short	Net	Long	Short	Net	Long	Short	Net
939,616	797,555	142,061	532,360	385,637	146,723	6,993,971	7,282,755	(288,784)

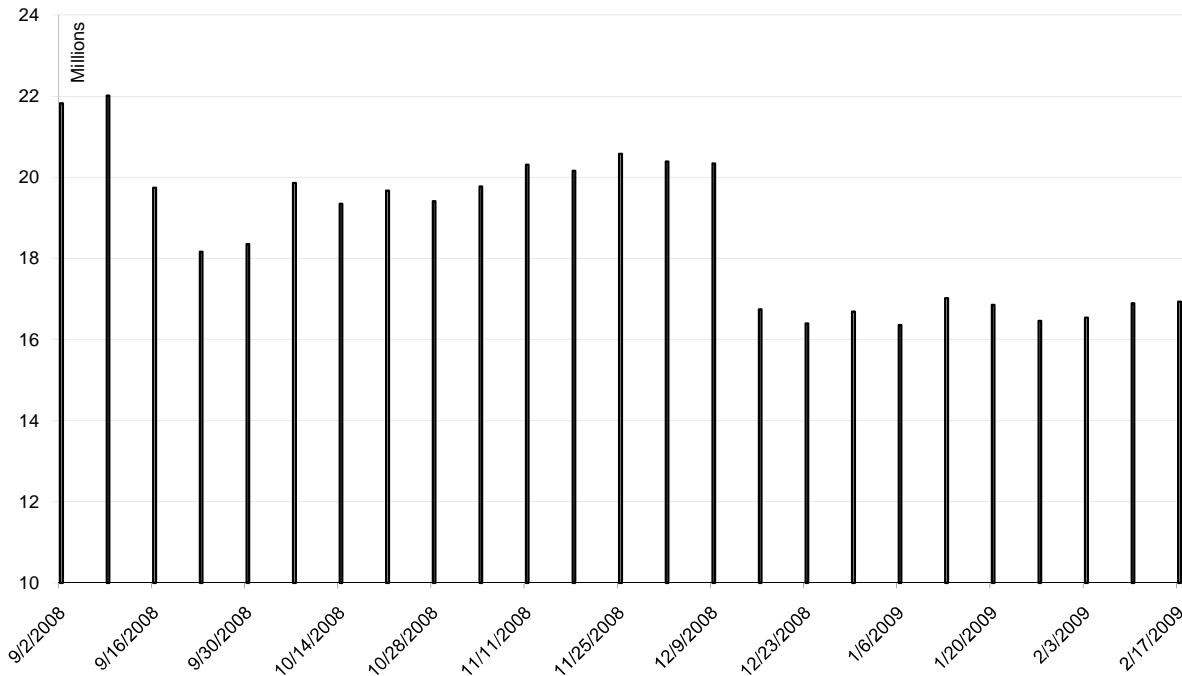
As of

2/17/2009

Week over Week Change

Sm Spec	Lg Spec	Commrc
(24,304)	(9,678)	33,982

ED Total Open Interest



Date	Total O.I.
9/2/2008	21823622
9/9/2008	22016222
9/16/2008	19740627
9/23/2008	18162093
9/30/2008	18354501
10/7/2008	19858978
10/14/2008	19350280
10/21/2008	19668213
10/28/2008	19408426
11/4/2008	19775814
11/11/2008	20306045
11/18/2008	20161877
11/25/2008	20573000
12/2/2008	20389053
12/9/2008	20341452
12/16/2008	16746217
12/23/2008	16398154
12/30/2008	16692040
1/6/2009	16353766
1/13/2009	17017481
1/20/2009	16856304
1/27/2009	16457134
2/3/2009	16535902
2/10/2009	16891000
2/17/2009	16931894
2/24/2009	0
3/3/2009	0
3/10/2009	0
3/17/2009	0
3/24/2009	0
3/31/2009	0
4/7/2009	0
4/14/2009	0
4/21/2009	0

Total US Government Total Securities: Coupons - (\$mln)



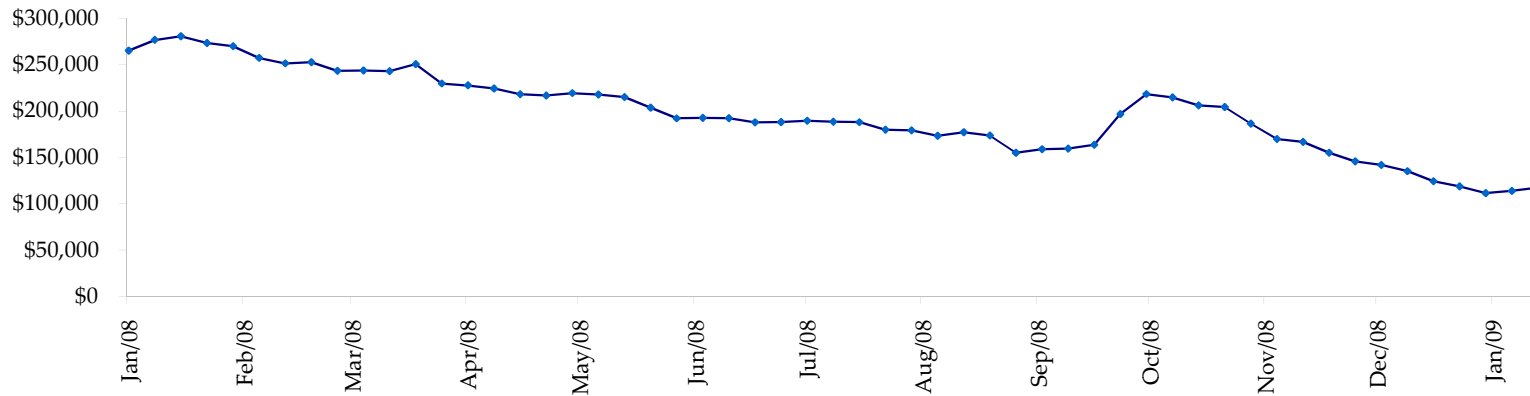
Fed Agency & GSE Total Securities: Coupons - (\$mln)



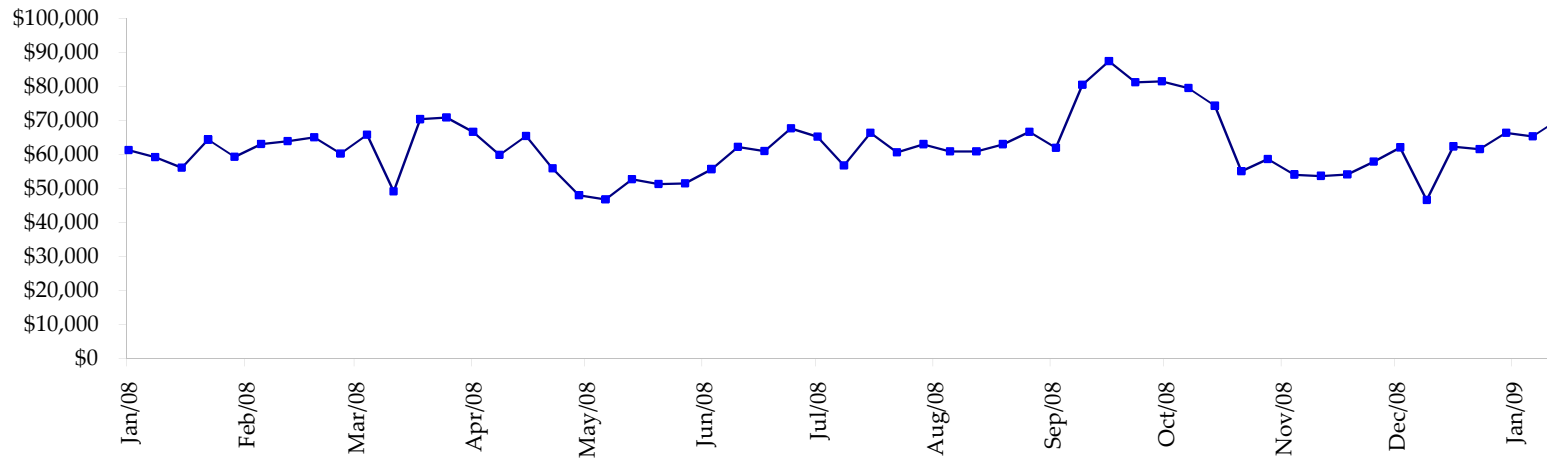
All dates are 'as of'.



Total Corporate Securities - (\$mln)



Total Mortgage Position - (\$mln)



We are interested in the last column, CIT % OI. That stands for Commercial Index Traders, percent Open Interest.

This table, compliments of CommitmentofTraders.com

Supplemental Commitments of Traders Report breaking out the Commercial Index Traders (CIT).
Analysis of open interest -with option deltas- as of 02/17/2009
Summary prepared by www.Commitments of Traders .com

Commodity	Small Spz			Large Spz			Commerc - No CIT			CIT			Total Open Interest	CIT % OI
	NonRepo	Short	Net	Non Com	Short	Net	Comm	Short	Net	Long	Short	Net		
Wheat	30613	50900	-20287	30714	65053	-34339	38610	116718	-78108	160403	27669	132734	407203	32%
K C Wheat	15333	21622	-6289	13895	13902	-7	25737	40154	-14417	22643	1929	20714	91142	22%
Corn	139761	221728	-81967	75645	143130	-67485	342475	417510	-75035	267465	42978	224487	1225572	18%
Soybeans	49147	73333	-24186	41143	32941	8202	103535	185596	-82061	114730	16685	98045	469299	20%
Soybean Oil	27302	29854	-2552	16500	30740	-14240	103060	128834	-25774	48338	5772	42566	263380	16%
Cotton	13828	14058	-230	16053	23533	-7480	22828	76862	-54034	65944	4200	61744	158471	38%
Lean Hogs	20438	24328	-3890	16501	25985	-9484	14903	47659	-32756	51121	4991	46130	141616	32%
Lv Cattle	21674	42438	-20764	30823	35428	-4605	41878	100025	-58147	85463	1948	83515	240544	34%
Feeder	5956	11212	-5256	3044	2918	126	4483	4546	-63	6068	874	5194	23725	21%
Cocoa	9356	4893	4463	36205	15792	20413	46584	87905	-41321	16669	223	16446	124784	13%
Sugar No 11	91472	75369	16103	107812	25400	82412	261234	520398	-259164	230765	70117	160648	886498	18%
Coffee	8218	7268	950	20437	19847	590	48016	82601	-34585	35817	2773	33044	159119	20%
			-143905			-25897			-755465			925267	4191353	22%

← Most Current Date

Supplemental Commitments of Traders Report breaking out the Commercial Index Traders (CIT).
Analysis of open interest -with option deltas- as of 02/10/2009
Summary prepared by www.Commitments of Traders .com

Commodity	Small Spz			Large Spz			Commerc - No CIT			CIT			Total Open Interest	CIT % OI
	NonRepo	Short	Net	Non Com	Short	Net	Comm	Short	Net	Long	Short	Net		
Wheat	31549	51819	-20270	31222	61472	-30250	33642	118656	-85014	160069	24536	135533	394648	34%
K C Wheat	17791	23301	-5510	14755	10780	3975	22030	40935	-18905	22106	1667	20439	88882	22%
Corn	135110	211466	-76356	79675	121700	-42025	327430	436692	-109262	266738	39095	227643	1228466	18%
Soybeans	48953	72061	-23108	49560	22042	27518	87638	190346	-102708	115108	16811	98297	461414	21%
Soybean Oil	28429	26737	1692	18930	26311	-7381	90757	126459	-35702	47443	6052	41391	250936	16%
Cotton	15937	13301	2636	17828	15168	2660	22918	89757	-66839	66032	4489	61543	162477	37%
Lean Hogs	20615	23742	-3127	18603	28970	-10367	17278	50319	-33041	51187	4651	46536	155312	29%
Lv Cattle	22918	42251	-19333	32643	36530	-3887	41932	102644	-60712	85815	1882	83933	240292	34%
Feeder	6017	11400	-5383	2507	3782	-1275	4892	4055	837	6597	775	5822	23984	24%
Cocoa	11550	6254	5296	36102	14383	21719	50134	93796	-43662	16873	226	16647	131561	12%
Sugar No 11	94685	69857	24828	105397	27282	78115	274475	536767	-262292	231881	72533	159348	965069	16%
Coffee	10823	9659	1164	20595	14622	5973	47957	88245	-40288	38560	5410	33150	177922	18%
			-117471			44775			-857588			930282	4280963	21%

← Prior Week's Date