

The Morning Email: Commitment of Traders (CoT) & Dealer Positions (DP)

Table of Contents

- Pg 1** NYMEX: Energy Complex
- Pg 2** CME: Treasury Futures
- Pg 3** CME: Eurodollars
- Pg 4** Dealers: Total Securities Owned - GSE and Govs
- Pg 5** Dealers: Treasury Coupon Positions by Maturity
- Pg 6** Dealers: Total Corporate & Mortgage-backed Securites Owned
- Pg 7** CIT Positions

Want something added? Let me know: jgoulding@ghco.com

Disclaimer: All information within this newsletter is meant for internal use at GH Trader's LLC, only. All information has been recorded to the best of my ability. This material is based upon information that I consider reliable, but I do not represent that it is accurate or complete.

	Current Positions									
	Small Spec			Large Spec			Commercials (Hedgers)			
	Long	Short	Net	Long	Short	Net	Long	Short	Net	
Crude Oil ^	84,302	87,969	(3,667)	222,310	144,592	77,718	1,520,852	1,594,902	(74,050)	Crude Oil
Heating Oil	40,862	33,066	7,796	27,640	20,437	7,203	173,326	188,325	(14,999)	Heating Oil
Unleaded Gas	19,969	16,502	3,467	54,974	6,236	48,738	109,448	161,653	(52,205)	Unleaded Gas
Natural Gas	82,545	42,907	39,638	142,774	165,246	(22,472)	335,682	352,849	(17,167)	Natural Gas

^ Light Sweet

As of	Week over Week Change			
	Sml Spec	Lrg Spec	Comm	
	Net	Net	Net	
3/3/2009	Crude Oil	(9,925)	69,063	(59,136)
	Heating Oil	4,713	(34,445)	29,732
	Unleaded Gas	(36,425)	81,125	(44,701)
	Natural Gas	43,305	(100,190)	56,883

Current Positions										
	Small Spec			Large Spec			Commercials (Hedgers)			
	Long	Short	Net	Long	Short	Net	Long	Short	Net	
ZF	181,670	180,146	1,524	106,235	84,452	21,783	685,757	709,063	(23,306)	ZF
ZN	259,288	264,827	(5,539)	82,454	135,357	(52,903)	783,300	724,858	58,442	ZN
ZB	108,992	156,474	(47,482)	37,083	138,886	(101,803)	603,235	453,950	149,285	ZB

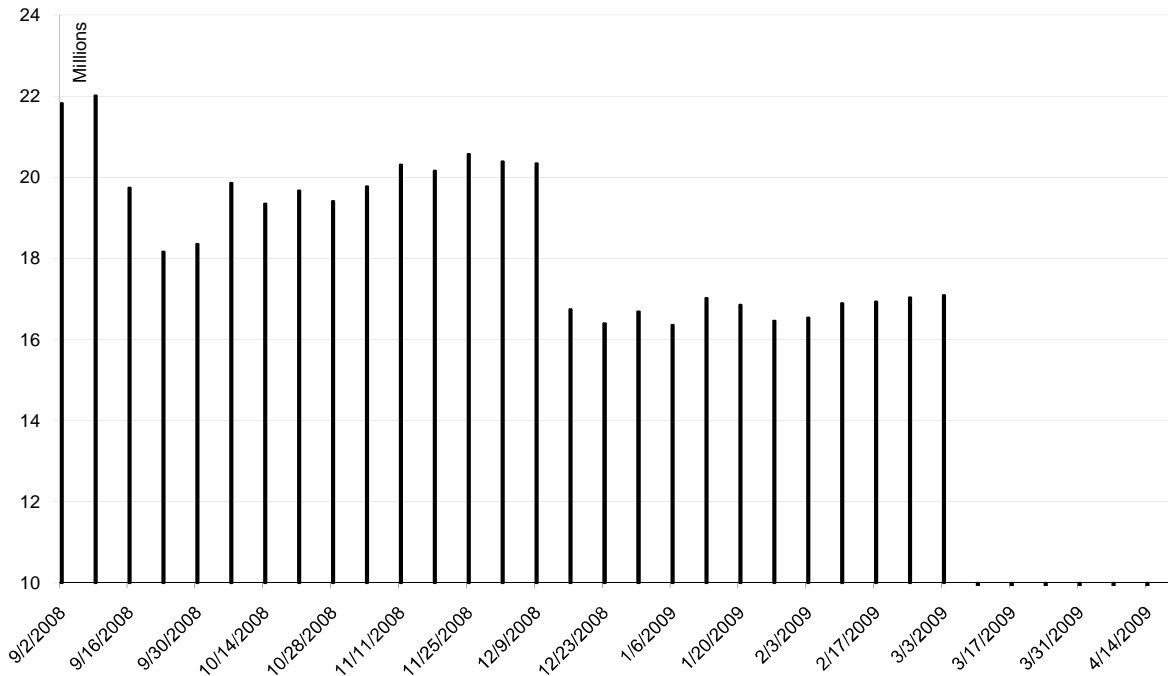
	Week over Week Change		
As of	Sml Spec	Lrg Spec	Comm
3/3/2009	Net	Net	Net
ZF	29,029	19,848	(48,876)
ZN	32,939	(35,955)	3,015
ZB	(2,094)	(9,890)	11,983

Current Positions								
Small Spec			Large Spec			Commercials		
Long	Short	Net	Long	Short	Net	Long	Short	Net
979,507	811,346	168,161	515,920	372,363	143,557	7,051,850	7,363,568	(311,718)

As of
3/3/2009

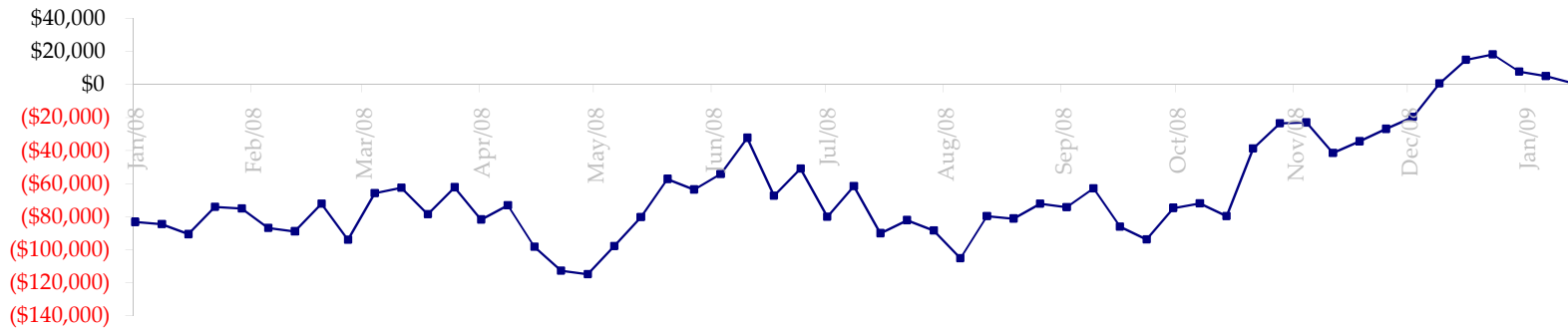
Week over Week Change		
Sm Spec	Lg Spec	Commrc
82,700	(17,033)	(65,668)

ED Total Open Interest

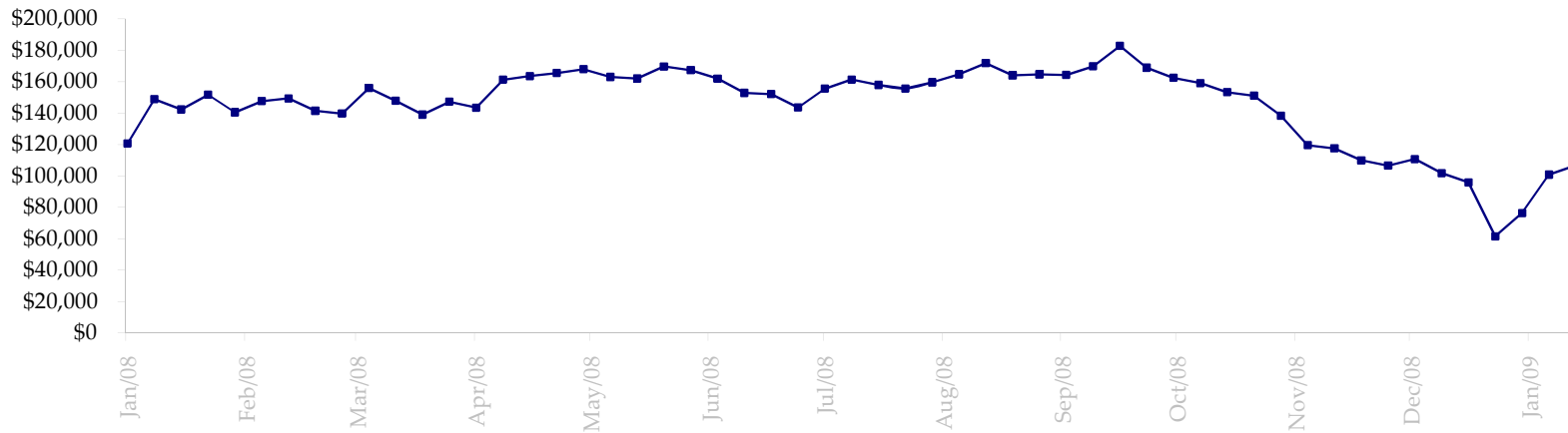


Date	Total O.I.
9/2/2008	21,823,622
9/9/2008	22,016,222
9/16/2008	19,740,627
9/23/2008	18,162,093
9/30/2008	18,354,501
10/7/2008	19,858,978
10/14/2008	19,350,280
10/21/2008	19,668,213
10/28/2008	19,408,426
11/4/2008	19,775,814
11/11/2008	20,306,045
11/18/2008	20,161,877
11/25/2008	20,573,000
12/2/2008	20,389,053
12/9/2008	20,341,452
12/16/2008	16,746,217
12/23/2008	16,398,154
12/30/2008	16,692,040
1/6/2009	16,353,766
1/13/2009	17,017,481
1/20/2009	16,856,304
1/27/2009	16,457,134
2/3/2009	16,535,902
2/10/2009	16,891,000
2/17/2009	16,931,894
2/24/2009	17,032,099
3/3/2009	17,094,554
3/10/2009	0
3/17/2009	0
3/24/2009	0
3/31/2009	0
4/7/2009	0
4/14/2009	0
4/21/2009	0

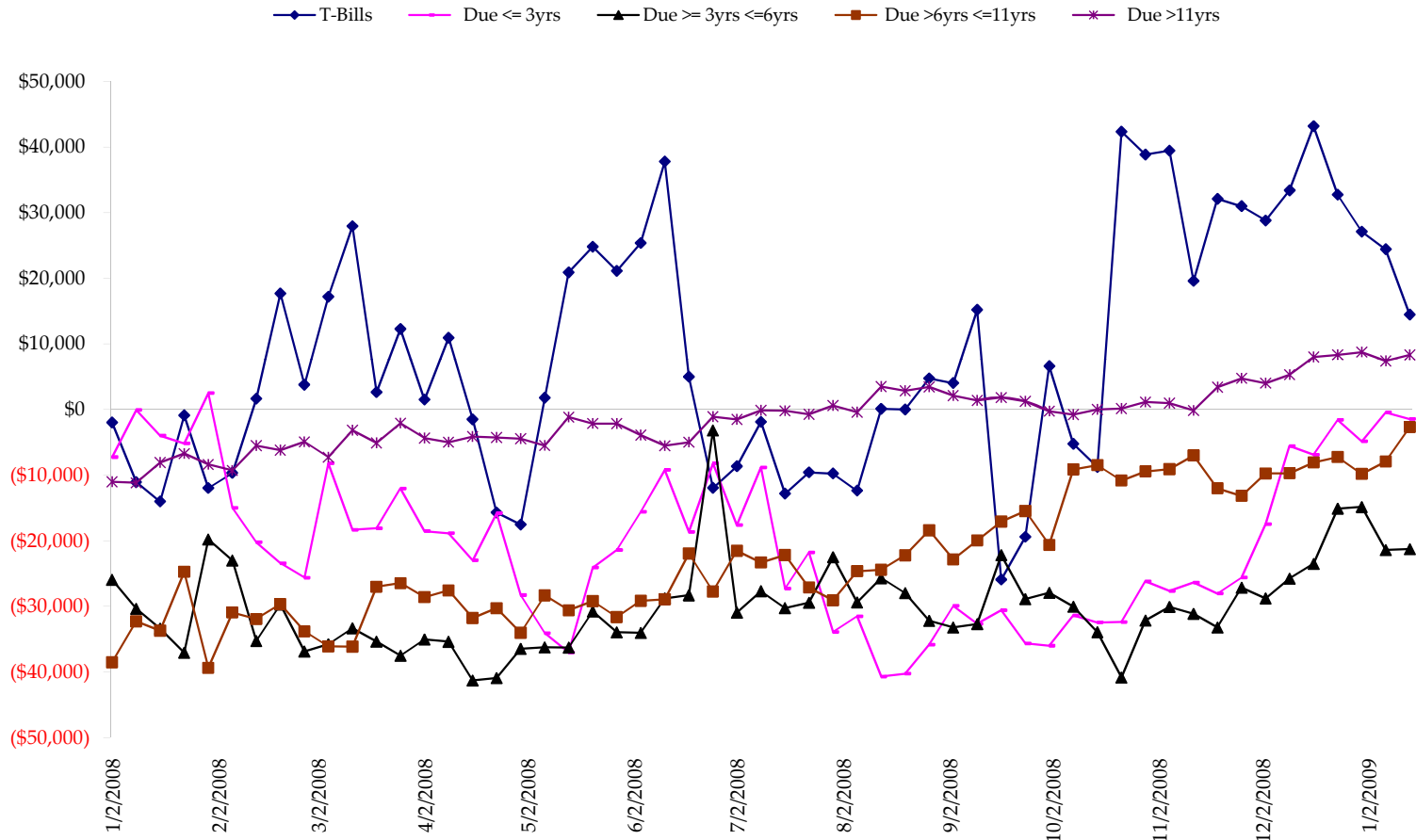
Total US Government Total Securities: Coupons - (\$mln)



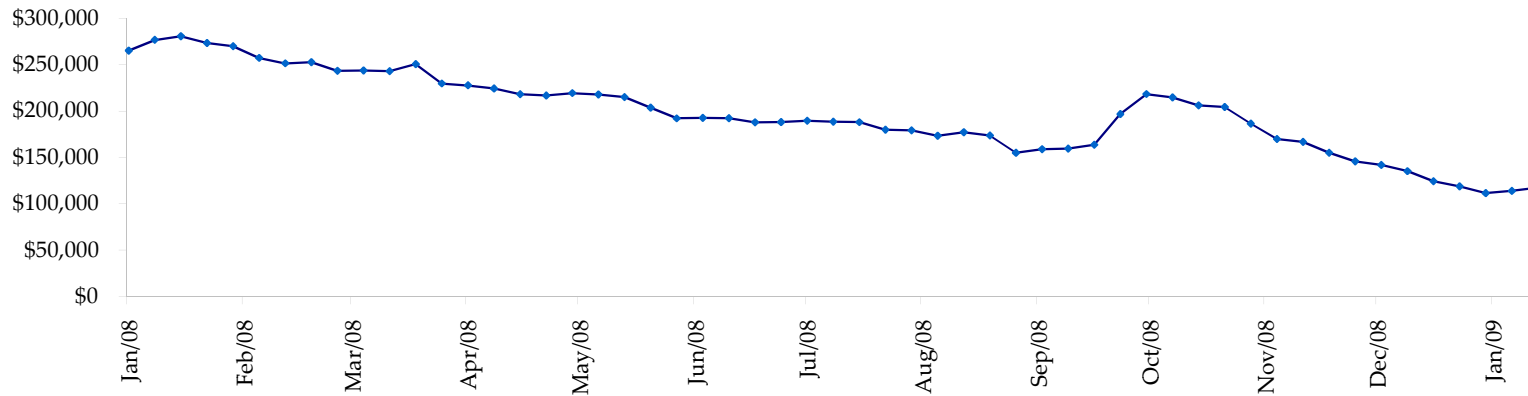
Fed Agency & GSE Total Securities: Coupons - (\$mln)



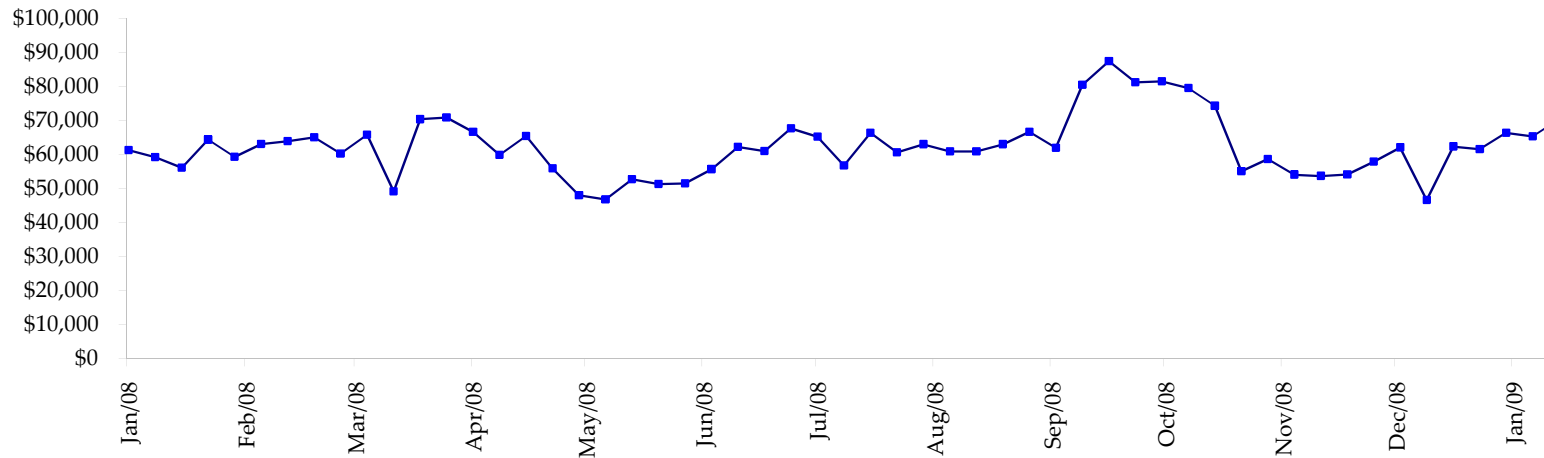
All dates are 'as of'.



Total Corporate Securities - (\$mln)



Total Mortgage Position - (\$mln)



We are interested in the last column, CIT % OI. That stands for Commercial Index Traders, percent Open Interest.

This table, compliments of CommitmentofTraders.com

Supplemental Commitments of Traders Report breaking out the Commercial Index Traders (CIT).
Analysis of open interest -with option deltas- as of 03/03/2009
Summary prepared by www.CommitmentofTraders.com

Commodity	Small Spd			Large Spd			- No CIT			Commerc			Total	CIT
	NonRepo			Non Com			Comm			CIT				
	Long	Short	Net	Long	Short	Net	Long	Short	Net	Long	Short	Net		
Wheat	29102	47350	-18248	29966	74304	-44338	38488	108404	-69916	159170	26667	132503	357899	37%
K C Wheat	15437	21502	-6065	12139	14132	-1993	22069	34558	-12489	22414	1866	20548	81717	25%
Corn	135813	215833	-80020	72583	132887	-60304	303568	393238	-89670	268906	36911	229995	1107615	20%
Soybeans	42738	69036	-26298	34040	43591	-9551	87579	148057	-60478	110684	14357	96327	398374	24%
Soybean Oil	22895	26690	-3795	16487	36577	-20090	94971	109707	-14736	44380	5759	38621	239878	16%
Cotton	13037	16230	-3193	16432	30291	-13859	26036	70951	-44915	65687	3719	61968	161757	38%
Lean Hogs	19899	24063	-4164	16086	25034	-8948	15081	47973	-32892	55654	9650	46004	142024	32%
Lv Cattle	19308	43231	-23923	31813	39154	-7341	46223	97617	-51394	84991	2333	82658	247291	33%
Feeder	6453	12407	-5954	3252	4138	-886	4003	3028	975	6542	678	5864	24563	23%
Cocoa	7315	6081	1254	32071	16054	16017	47152	80148	-32996	16767	1041	15726	129743	12%
Sugar No 11	74373	60357	14016	96112	30075	66037	245257	491149	-245892	225625	59787	165838	841474	19%
Coffee	8647	8499	148	19261	26545	-7284	47015	72480	-25465	35594	2992	32602	161428	20%
			-156242			-92540			-679868			928654	3893763	23%

← Most Current Date

Supplemental Commitments of Traders Report breaking out the Commercial Index Traders (CIT).
Analysis of open interest -with option deltas- as of 02/24/2009
Summary prepared by www.CommitmentofTraders.com

Commodity	Small Spd			Large Spd			- No CIT			Commerc			Total	CIT
	NonRepo			Non Com			Comm			CIT				
	Long	Short	Net	Long	Short	Net	Long	Short	Net	Long	Short	Net		
Wheat	30081	51603	-21522	30675	67915	-37240	37555	111513	-73958	158273	25553	132720	360625	36%
K C Wheat	16358	21734	-5376	12431	13383	-952	22065	36465	-14400	22635	1908	20727	82454	25%
Corn	139679	213602	-73923	73756	140851	-67095	304055	392558	-88503	263151	33629	229522	1091888	21%
Soybeans	44517	67095	-22578	37819	39198	-1379	85859	158091	-72232	111242	15054	96188	399233	24%
Soybean Oil	23402	27863	-4461	14777	31433	-16656	85480	106877	-21397	47683	5169	42514	237776	17%
Cotton	13097	15495	-2398	15283	26573	-11290	23564	72015	-48451	65979	3841	62138	157426	39%
Lean Hogs	18561	25393	-6832	14730	24565	-9835	15969	45978	-30009	51747	5072	46675	140161	33%
Lv Cattle	19522	44878	-25356	33006	36812	-3806	42645	96965	-54320	85503	2021	83482	248096	33%
Feeder	6309	11824	-5515	3072	3376	-304	3864	3561	303	6310	794	5516	24062	22%
Cocoa	8610	5296	3314	34492	16710	17782	47602	85152	-37550	16696	242	16454	129713	12%
Sugar No 11	76010	57062	18948	103689	27715	75974	257056	512267	-255211	224654	64364	160290	853180	18%
Coffee	8612	13020	-4408	20946	21581	-635	41713	69530	-27817	35645	2786	32859	153837	21%
			-150107			-55436			-723545			929085	3878451	23%

← Prior Week's Date