



BLOOMBERG NEWS™

- TOP** [icon] Today's top business and financial headlines
- [icon] [icon] All commodity news
- NI CMM** [icon] Headlines for commodity movers
- NI GCO** [icon] Headlines for global commodities

ECONOMIC NEWS

- WECO** [icon] Worldwide calendar of economic releases
- IECO** [icon] Economic statistics by indicator
- ECST** [icon] Global economic statistics
- NI EG** [icon] Insight into economic market reaction

BROAD MARKET PERSPECTIVES

- CMDI** [icon] Track Bloomberg commodity indices
- GSCC** [icon] Monitor Goldman Sachs commodity index movers
- CRB** [icon] Commodity Research Bureau Bridge index movers
- NMET** [icon] Merrill Lynch energy and metals index movers
- CRR** [icon] Ranked returns: commodity futures
- FRR** [icon] Ranked returns: bond futures
- WIR** [icon] World interest rate futures
- TKI** [icon] Interest rate tickers
- WBF** [icon] World bond futures
- WEIF** [icon] World equity index futures

TARGET INFORMATION BY MARKET

- CROP** [icon] Crop and grain markets menu
- FFBR** [icon] Food and fibre markets menu
- LIVE** [icon] Livestock markets menu
- CHIP** [icon] Computer chip prices
- FERT** [icon] Fertilizer prices
- LUMB** [icon] Lumber, pulp and paper
- NRG** [icon] Bloomberg Energy Service
- MINE** [icon] Metals, minerals and mining menu
- WEAT** [icon] Bloomberg Weather Center

FINDING SECURITIES

- TKA** [icon] Active contract tickers
- CTM** [icon] Contract table menu
- CEM** [icon] Contract exchange menu

10

DESCRIPTIVE DATA

- SA** [icon] [icon]
- DES** [icon] A mini-prospectus and vital statistics
- EXS** [icon] Schedule of relevant dates

TREND ANALYSIS

- ALLX CMDI** [icon] All Bloomberg commodity indices
- ALLX GSCC** [icon] Goldman Sachs commodity components
- ALLX CRB** [icon] Commodity Research Bureau/Bridge components
- ALLX BMET** [icon] Bloomberg metal indices

PRICE, SPREADS & VOLATILITY

11

- SA** [icon] [icon]
- CT** [icon] Monitor a series of futures contracts
- CTG** [icon] Graph a series of futures contracts
- CTGH** [icon] 4 dates - graph historical futures contract prices
- FSM** [icon] Futures spread matrix
- HVT** [icon] Historical volatility table
- HVG** [icon] Historical volatility graph and table

MONITOR PRICING AND NEWS THROUGHOUT THE TRADING DAY

- NW** [icon] Customizable Market Monitors: dynamic updates
- NWEG** [icon] Get started with Bloomberg NW examples
- WN** [icon] News that moves the securities in your NWS

TECHNICAL ANALYSIS TOOLS

- G** [icon] Custom charts to analyse trends and technicals
- GEG** [icon] Begin by copying Bloomberg chart examples
- CMGI** [icon] Commodity channel index



EUR			EURJPY		
G		Customisable tailorable charts	MACD		Historical indications of a stock's underlying trend
GEG		Example customisable tailorable charts	IMAC		Intraday indications of a stock's underlying trend
GPO		Historical open, high, low or closing bar chart	MAE		Historical trading activity with trading band analysis
IGPO		Intraday open, high, low or closing bar chart	IMAE		Intraday trading activity with trading band analysis
GPC		Historical open, high, low or closing candlestick chart	GP2		Moving average crossovers to help identify opportunities
IGPC		Intraday open, high, low or closing candlestick chart	OBV		Shows if volume is flowing into or out of a security
GIP		Intraday tick data chart	PTPS		Parabolic stop and reverse system - historical
GIPS		Intraday tick data scrunch chart	IPTS		Parabolic stop and reverse system - intraday
GIPW		Intraday tick data sliding chart	PIVG		Identify historical areas of supply and demand
BOLL		Gauge historical trading activity using trading bands	PIV		Identify intraday areas of supply and demand
IBOL		Gauge intraday trading activity using trading bands	PFP		Helps identify historical support and resistance levels
CNDL		Common candlestick patterns to assist trading decisions	GIPF		Helps identify intraday support and resistance levels
CHKO		Shows if volume is flowing into or out of a security	ROC		Historical rate of change to help confirm trends
CMCI		Historical overbought/oversold conditions and divergences	IROC		Intraday rate of change to help confirm trends
ICCI		Intraday overbought/oversold conditions and divergences	RSI		Measure velocity of historical price movements
DMI		Assess historical trend progression and strength	IRSI		Measure velocity of intraday price movements
IDMI		Assess intraday trend progression and strength	TAS		Measure historical price momentum
GM		Measures net money into or out of a stock historically	ITAS		Measure intraday price momentum
GIM		Measures net money into or out of a stock intraday	TE		Historical activity with self-adjusting trading bands
GOC		Provides clues about trends and support /resistance	ITE		Intraday trading activity with self-adjusting trading band
KAOS		Determines the predictability of a data set	WLPR		Measures overbought/oversold to determine trading points
MCCL		Momentum indicator measuring overbought/oversold			

Bloomberg FIXED INCOME - Derivatives



For 24-hour assistance,
press <HELP> twice

Bloomberg News (SM)

TOP <Go>	Display today's top business and financial headlines
N <Go>	Search general news categories
NI SWAPSCOL <Go>	Follow the regular Swaps Focus column

Economic Data

WECO G7 <Go>	Display estimates of forthcoming economic releases
ECST <Go>	Display economic statistics
ESNP FR <Go>	Display a snapshot of a country's economic statistics
EIU <Go>	Access the EIU regulatory, tax, and trade profiles
MRKT <Go>	Search for contributors by country or market type

Market Monitors

WIR <Go>	Monitor prices or yields for interest rate futures
WB <Go>	Compare performances of the world bond markets
WBF <Go>	Display prices or yields for active bond futures
IRSB <Go>	Monitor global interest rate swap rates
NW <Go>	Customize Market Monitors
BLP <Go>	Build an interactive workstation driven by BLOOMBERG® data. Contact: dbat@bloomberg.net for Multiples Template
EUSW <Go>	Display Euro swap, government, agency and futures data
USSW <Go>	Display US swap, government, agency and futures data
BTMM <Go>	Monitor a country's currency and interest rates
SSRC <Go>	Monitor STIR strips, FRAs, swap rates, caps, floors, and more

Interest Rates

SA <Go>	Compare swap and synthetic rates from STIRs
IYC <Go>	Monitor benchmark and swap curves
MMCV <Go>	Display money market yield curves that you can use as benchmarks
SWDF <Go>	Customize your Swap Rates and Volatility contributor defaults
FWCV <Go>	Analyze projected forward rates
MCA <Go>	Compare implied forward rates and spread movements
SWYV <Go>	Customize historical and implied volatilities

Valuation

{ticker symbol, coupon, maturity}<Go> -or- {identifier}<Go>	Access a security in order to value it
RVS <Go>	Track a bond's spread to the underlying swap curve
ASW <Go>	Calculate the value of a bond through the interest rate swap market
CDSW <Go>	Create, store, and value credit default swaps
OV <Go>	Price an OTC bond option using a variety of models
OTCT <Go>	Value a series of OTC bond options
SWHZ <Go>	Perform "What-if?" analysis on a swap
SWPM <Go>	Create, value, and update interest rate swaps and derivatives

Hedging

/ALL Corp <Go>	Access an interest rate derivative you have created
FYH <Go>	Calculate the number of futures to hedge a position
HGS <Go>	Hedge a primary swap or bond
HG4 <Go>	Determine the number of bonds to hedge a swap position

Frankfurt +49 69 920410 Hong Kong +852 2977 6000 London +44 20 7330 7500 New York +1 212 318 2000 San Francisco +1 415 912 2960 São Paulo +55 11 3048 4500 Singapore +65 6212 1000 Sydney +61 2 9777 8600 Tokyo +81 3 3201 8900

Bloomberg

FIXED INCOME - Derivatives



For 24-hour assistance,
press <HELP> twice

Derivative Calculators

- BCCF <Go>** Create and value interest rate caps, floors, and collars.
- OVSF <Go>** Value options on interest rate swaps given a variety of customizable assumptions

Portfolio Analysis

- UPD <Go>** Access a portfolio that you have created
- PRPT <Go>** Create reports for portfolios
- PSA <Go>** Check your portfolio's reaction to yield curve scenarios
- PVAR <Go>** Measure the potential loss of securities
- SWPR <Go>** Value your swaps portfolio and determine its grid point deltas
- OPSF <Go>** Run scenarios on bonds, OTC, and exchange options

Frankfurt
+49 69 920410

Hong Kong
+852 2977 8000

London
+44 20 7330 7500

New York
+1 212 318 2000

San Francisco
+1 415 912 2960

São Paulo
+5511 3048 4500


Singapore
+65 6212 1000

Sydney
+61 2 9777 8600

Tokyo
+81 3 3201 8900

Bloomberg Cheat Sheet - English

Equity Credit Derivatives Trader



NEWS

STAY ON TOP OF NEWS IMPACTING YOUR STRATEGY

- TOP** Today's top business and financial headlines
- TNI** Search for news by keyword
- NI BCY** News on bankruptcies
- NI HYL** News on high-yield bonds
- NI CRA** News on corporate debt ratings

ECONOMIC NEWS

KEEP TRACK OF CRUCIAL RELEASES AND TRENDS DRIVING THE MARKETS

- WECO** Worldwide calendar of economic releases
- FOMC** Find out what the fed is doing
- ECST** Global economic statistics
- NI EM** Insight into economic market reaction
- NI FED** News on the Federal Reserve Board

BROAD MARKET PERSPECTIVES

MONITOR BROAD MARKETS & KEY RATES THAT MAY IMPACT YOUR CUSTOMER'S POSITIONS

- USSW** U.S. Govt/SWAP/agency composite rates
- EDSF** Eurodollar synthetic strips
- SSRC** SWAP rates, spreads, and volatilities
- FXC** Dynamically updating cross-currency monitor
- WEI** World equity indices, world bond indices
- WB** Compare the levels of world bond markets
- LEAG** Search Bloomberg underwriting rankings
- MA** The homepage for global M&A activity

YOUR INVENTORY

MONITOR PRICING & NEWS INTRADAY TO MAKE BETTER TIMING DECISIONS

- NW** Custom worksheet: dynamic updates
- G** Custom charts to analyze trends & technical communication tools
- MSG 3** Facilitate sales by communicating trade ideas directly over Bloomberg
- MSG 3** Create group messages
- BMAI** Send file attachments to your customers
- MSG** Type a person's name followed by to contact them
- RMTC** Let other Bloomberg users view your screens
- CHAT** Chat electronically with other Bloomberg users
- CNOW** View most recent chat postings

Bloomberg

Getting Started



For 24-hour assistance,
press <HELP> twice

NAVIGATE THE BLOOMBERG PROFESSIONAL® service

- Log on and off using the password created during the UREG process
- Escape the function; access Bloomberg contact numbers, keyword search and access to the Bloomberg learning center
- Enter a keyword, press <HELP> to search our vast database, including personal profiles; Run help off of a function for an online tutorial; Press <HELP> twice to access the Help Desk 24 hours a day, seven days a week; HDSK <Go> to access previous Help Desk replies

1



Press <Go> after you enter a command

Press <Menu> to return to the previous screen

Press <Print> to print the screen; enter {# of pages} <Print> to print consecutive pages

Press <Page FWD/BACK> to access the next/previous screen

Display your previous eight commands (or type Last <Go>)

ALT



3

Create personalized toolbar buttons

Toggle your toolbar

Select security pricing classes

NEWS FUNCTIONS

- N <Go> Search general news categories
- NLRT <Go> Set up news filters to alert you when a particular news story hits the wire
- TOP <Go> Display today's top business and finance headlines
- TOP STK <Go> Display the top headlines relating to stocks
- TOP BON <Go> Display the top headlines relating to Bonds
- TNI <Go> Create custom news searches

MARKET PERSPECTIVE

- WECO <Go> Display a calendar of economic releases
- IM <Go> Display a menu of treasury/money-market and international bond monitors
- ESNP <Go> Display economic statistics of a country
- FOMC <Go> Display FOMC announcements
- WEI <Go> Monitor worldwide returns for indices
- WEIF <Go> Monitor equity index futures contracts
- WB <Go> Track global benchmark bonds
- WBF <Go> Monitor world bond futures
- WIR <Go> Monitor prices or yields for interest rate futures
- MMR <Go> Display a menu of money market rate monitors
- WFX <Go> Monitor world currencies
- IBQ <Go> Display industry analysis
- CBQ <Go> Display key global stock indicators and developments
- ACDR <Go> Display earnings announcement estimates and dates
- FMC <Go> Compare yields across maturities of multiple bond sectors
- IYC <Go> Display a menu of yield curve analytics
- IRSB <Go> Monitor global interest rate swap rates
- SWYC <Go> Display swap defaults
- YCRV <Go> Display multiple curves across sectors
- SWDF <Go> Customize your swap rates and volatility contributor defaults
- BTMM <Go> Monitor securities and economic releases
- WCDS <Go> Monitor changes to Bloomberg Generic spreads for credit default swaps
- USSW <Go> Monitor interest rate swap data

HOW TO SEND AND RECEIVE MESSAGES

- MSGM <Go> Display the message system main menu
- MSG <Go> Send, receive, and manage messages
- MSG4 <Go> Display outgoing messages
- SPDL <Go> Create and maintain a speed dial list of your E-mail contacts
- MSGS <Go> Search for messages
- GRAB <Go> Send a screen image as a message attachment
- IB <Go> Chat in real-time via Instant Bloomberg


CUSTOMIZE THE BLOOMBERG PROFESSIONAL® service

- BLP <Go> Build an interactive workstation driven by Bloomberg® data
- G <Go> Create and maintain charts
- NRC <Go> Filter news stories by language or source
- LANG <Go> Set your default language
- PHONE <Go> Access your e-mails and quotes through your phone or PDA
- PDF <Go> Set your personal defaults

Frankfurt +49 69 92041 0 Hong Kong +852 2977 6000 London +44 20 7330 7500 New York +1 212 318 2000 San Francisco +1 415 912 2960 Sao Paulo +5511 3048 4500 Singapore +65 6212 1000 Sydney +61 2 9777 8600 Tokyo +81 3 3201 8900

Bloomberg

Getting Started



FINDING A SECURITY BY ISSUER

COMPANY NAME <HELP> 10 <Go> Select company
EQUITIES: **BQ <Go>** Display price and trade data
CN <Go> Display company specific news
GPO <Go> Graph historical prices and moving averages
DEBT: **DES <Go>** Display fundamental background and financial information

OR IF THE TICKER IS KNOWN:
CSCO US <Equity> <Go> Cisco Systems equity menu
XRX <Corp> <Go> Xerox corporate securities

MORE HELP AND TRAINING

BU <Go> Access Bloomberg's training resources
BREP <Go> Display Bloomberg Sales and Installation representative contact information
API <Go> Use Bloomberg data in spreadsheets and proprietary models
TRAIN <Go> Request a personal training session
EASY <Go> Display a list of tips and shortcuts
CERT <Go> Register for the Bloomberg Product Certification Program

FINDING GOVERNMENT SECURITIES

<Govt> TK <Go> Select a country
YT <Go> Display a table and graph of yields/prices
YA <Go> Evaluate the relationship between price and yield

SEARCHES

SRCM <Go> Display a menu of search functions
ECDR <Go> Display the calendar for new equity issues
MA <Go> Research global M&A activity
CACT <Go> Display a corporate actions calendar
SRCH <Go> Create custom bond searches
NIM <Go> Monitor new agency issues
PICK <Go> Post and monitor primary/secondary municipal bond offerings
RATC <Go> Display credit ratings
LSRC <Go> Create custom loan searches
PSCH <Go> Create custom preferred security searches
BOOM <Go> Search for liquidity within the short term markets
LEAG <Go> Display underwriting rankings

Frankfurt +49 69 92041 0 Hong Kong +852 2977 6000 London +44 20 7330 7500 New York +1 212 318 2000 San Francisco +1 415 912 2960 São Paulo +5511 3048 4500 Singapore +65 6212 1000 Sydney +61 2 9777 8600 Tokyo +81 3 3201 8900

Bloomberg FIXED INCOME - Derivatives



For 24-hour assistance,
press <HELP> twice

Bloomberg News (SM)

- TOP <Go>** Display today's top business and financial headlines
- N <Go>** Search general news categories
- NI SWAPSCOL <Go>** Follow the regular Swaps Focus column

Economic Data

- WECO G7 <Go>** Display estimates of forthcoming economic releases
- ECST <Go>** Display economic statistics
- ESNP FR <Go>** Display a snapshot of a country's economic statistics
- EIU <Go>** Access the EIU regulatory, tax, and trade profiles
- MRKT <Go>** Search for contributors by country or market type

Market Monitors

- WIR <Go>** Monitor prices or yields for interest rate futures
- WB <Go>** Compare performances of the world bond markets
- WBF <Go>** Display prices or yields for active bond futures
- IRSB <Go>** Monitor global interest rate swap rates
- NW <Go>** Customize Market Monitors
- BLP <Go>** Build an interactive workstation driven by BLOOMBERG® data. Contact: dbatt@bloomberg.net for Multiples Template
- EUSW <Go>** Display Euro swap, government, agency and futures data
- USSW <Go>** Display US swap, government, agency and futures data
- BTMM <Go>** Monitor a country's currency and interest rates
- SSRC <Go>** Monitor STIR strips, FRAs, swap rates, caps, floors, and more

Interest Rates

- SA <Go>** Compare swap and synthetic rates from STIRs
- IYC <Go>** Monitor benchmark and swap curves
- MMCV <Go>** Display money market yield curves that you can use as benchmarks
- SWDF <Go>** Customize your Swap Rates and Volatility contributor defaults
- FWCV <Go>** Analyze projected forward rates
- MCA <Go>** Compare implied forward rates and spread movements
- SWYV <Go>** Customize historical and implied volatilities

Valuation

- {ticker symbol, coupon, maturity}<Go> -or- {Identifier}<Go>** Access a security in order to value it
- RVS <Go>** Track a bond's spread to the underlying swap curve
- ASW <Go>** Calculate the value of a bond through the interest rate swap market
- CDSW <Go>** Create, store, and value credit default swaps
- OV <Go>** Price an OTC bond option using a variety of models
- OTCT <Go>** Value a series of OTC bond options
- SWHZ <Go>** Perform 'What-if?' analysis on a swap
- SWPM <Go>** Create, value, and update interest rate swaps and derivatives

Hedging

- /ALL Corp <Go>** Access an interest rate derivative you have created
- FYH <Go>** Calculate the number of futures to hedge a position
- HGS <Go>** Hedge a primary swap or bond
- HG4 <Go>** Determine the number of bonds to hedge a swap position

Frankfurt +49 69 920410 Hong Kong +852 2977 8000 London +44 20 7330 7500 New York +1 212 318 2000 San Francisco +1 415 912 2980 São Paulo +55 11 3048 4500 Singapore +65 6212 1000 Sydney +61 2 9777 8600 Tokyo +81 3 3201 8900

Bloomberg

FIXED INCOME - Derivatives



For 24-hour assistance,
press <HELP> twice

Derivative Calculators

- BCCF <Go>** Create and value interest rate caps, floors, and collars.
- OVSF <Go>** Value options on interest rate swaps given a variety of customizable assumptions

Portfolio Analysis

- UPD <Go>** Access a portfolio that you have created
- PRPT <Go>** Create reports for portfolios
- PSA <Go>** Check your portfolio's reaction to yield curve scenarios
- PVAR <Go>** Measure the potential loss of securities
- SWPR <Go>** Value your swaps portfolio and determine its grid point deltas
- OPSF <Go>** Run scenarios on bonds, OTC, and exchange options



Bloomberg Cheat Sheet - English

Equity Credit Derivatives Trader



NEWS

STAY ON TOP OF NEWS IMPACTING YOUR STRATEGY

TOP		Today's top business and financial headlines
TNI		Search for news by keyword
NI BCY		News on bankruptcies
NI HYL		News on high-yield bonds
NI CRA		News on corporate debt ratings

ECONOMIC NEWS

KEEP TRACK OF CRUCIAL RELEASES AND TRENDS DRIVING THE MARKETS

WECO		Worldwide calendar of economic releases
FOMC		Find out what the fed is doing
ECST		Global economic statistics
NI EMI		Insight into economic market reaction
NI FED		News on the Federal Reserve Board

BROAD MARKET PERSPECTIVES


MONITOR BROAD MARKETS & KEY RATES THAT MAY IMPACT YOUR CUSTOMER'S POSITIONS

USSW		U.S Govt/SWAP/agency composite rates
EDSF		Eurodollar synthetic strips
SSRC		SWAP rates, spreads, and volatilities
FXC		Dynamically updating cross-currency monitor
WEI		World equity indices, world bond indices
WB		Compare the levels of world bond markets
LEAG		Search Bloomberg underwriting rankings
MA		The homepage for global M&A activity

YOUR INVENTORY

MONITOR PRICING & NEWS INTRADAY TO MAKE BETTER TIMING DECISIONS

NW		Custom worksheet: dynamic updates
G		Custom charts to analyze trends & technical communication tools Facilitate sales by communicating trade ideas directly over Bloomberg
MSG 3		Create group messages
BMAI		Send file attachments to your customers
MSG		Type a person's name followed by to contact them
RMTC		Let other Bloomberg users view your screens
CHAT		Chat electronically with other Bloomberg users
CNOW		View most recent chat postings



BLOOMBERG NEWS™

- TOP 30N** [icon] Top news headlines and stories for your chosen category
- TNI EU BONDS** [icon] Save combination searches

ECONOMIC DATA

- WECO** [icon] Economic releases per country.
- CECO** [icon] will customize
- ECST** [icon] Current and historical economic statistics

MARKET MONITORS

- WIR** [icon] Monitor prices or yields for active IR futures
- WB** [icon] World bond markets.
- 93** [icon] will show live yields/spreads
- WBF** [icon] Monitor worldwide bond futures contracts
- NW** [icon] Customizable interactive monitors.
- Examples **NWEG** [icon]

INTEREST RATES

- BTMM EU** [icon] Monitor FX and interest rates for a country on one screen
- 8** **IYC** [icon] Current and historical levels of benchmark yields
- FMC** [icon] Fitted yield curves from sectors and credit ratings
- 9** **CURV** [icon] View components of fair value curves

BOND SEARCH

- SRCH** [icon] Generate a list of bonds based on customized criteria
- NIM** [icon] Monitor new bond offerings

DESCRIPTIVE INFORMATION

- DES** [icon] Display financial information about a corporate bond
- ISSD** [icon] Review the financial details of your chosen issuer
- DDIS** [icon] Review the distribution of debt by maturity

PORTFOLIO ANALYSIS

- 95875 6021** [icon] [icon]
- PRPT** [icon] Create customized portfolio reports

- PKRD** [icon] Portfolio/constituent yield curve scenario analysis
- PSA** [icon] Portfolio yield curve scenario analysis
- PSH** [icon] What if Trading & Hedging analysis scenarios
- PVAR** [icon] Value-at-risk report using your preferred inputs
- NPH** [icon] The latest news headlines on your portfolio

CREDIT ANALYSIS

- F 6.5 8/1/18** [icon] [icon]
- TCNI CRA** [icon] Debt ratings for your chosen company
- CRPR** [icon] Historical ratings for a security or issuer
- RATC** [icon] Historical credit ratings actions

VALUATION

- CNA 6 01/24/09** [icon] [icon]
- YA** [icon] Evaluate bond price, yield and sensitivity
- YAS** [icon] Price a bond using a selection of spreads
- BFV** [icon] Implied rating and relative fair value
- ASW** [icon] Value a bond relative to the swap market
- SW** [icon] Analyze a switch of two selected bonds
- HS** [icon] Analyze the spread relationship of the two bonds

ELECTRONIC TRADING

- BBT** [icon] Monitor and trade live bond prices BBTE - Corps
- ET** [icon] Access live, electronic markets and executable price levels

PRICE PERFORMANCE

- EIB 6.25 12/07/08** [icon] [icon]
- ALLQ** [icon] Review the firms that price a selected bond
- PCS** [icon] Select a price provider from executable sources
- GP** [icon] Graph historical closing prices
- COMP** [icon] [icon] Compare bonds/benchmarks/indices/eco indicators
- TRA** [icon] Analyze weighted total returns using different assumptions
- RV** [icon] See a bond's value relative to different various curves
- HMSM** [icon] Plot relationships between indices, stats and bonds
- CIX** [icon] Easily track spread relationships
- ALRT** [icon] Be alerted to price breakthrough limits