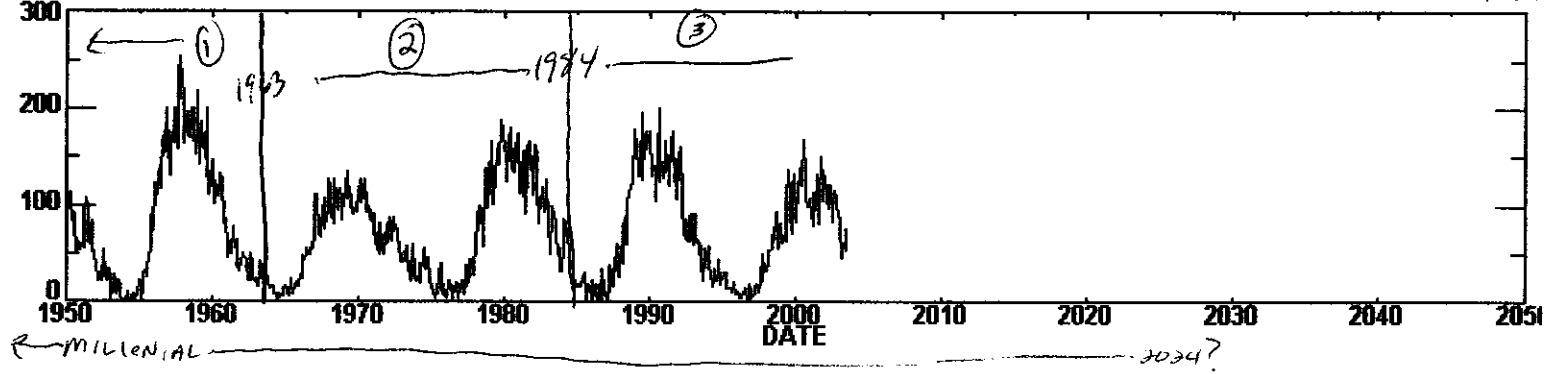
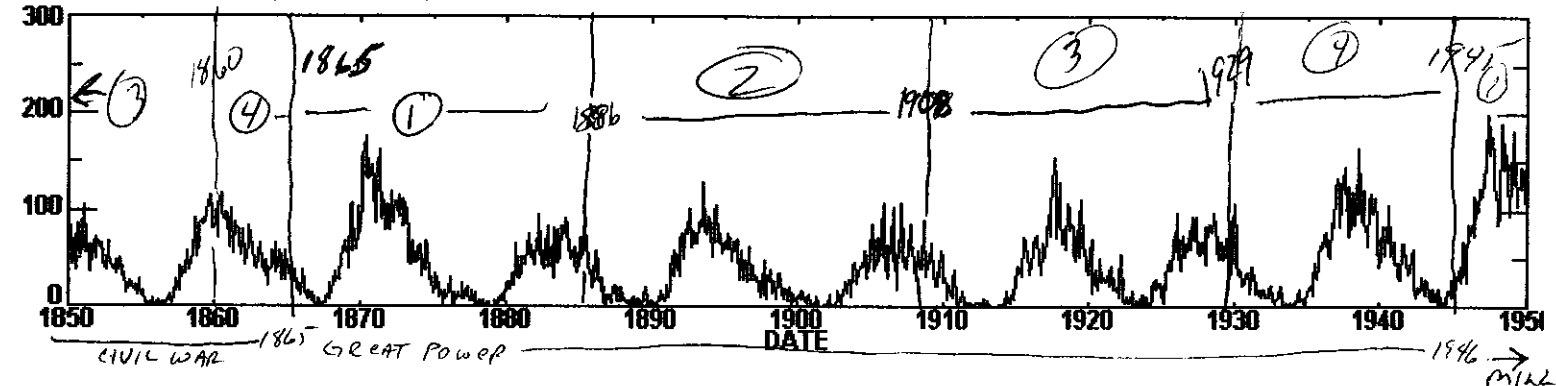
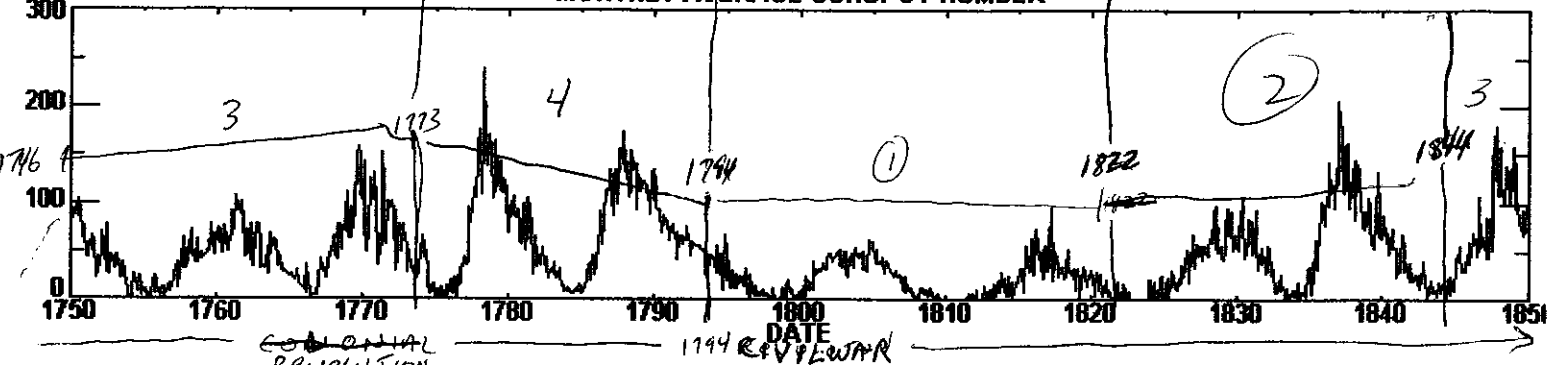


MONTHLY AVERAGE SUNSPOT NUMBER



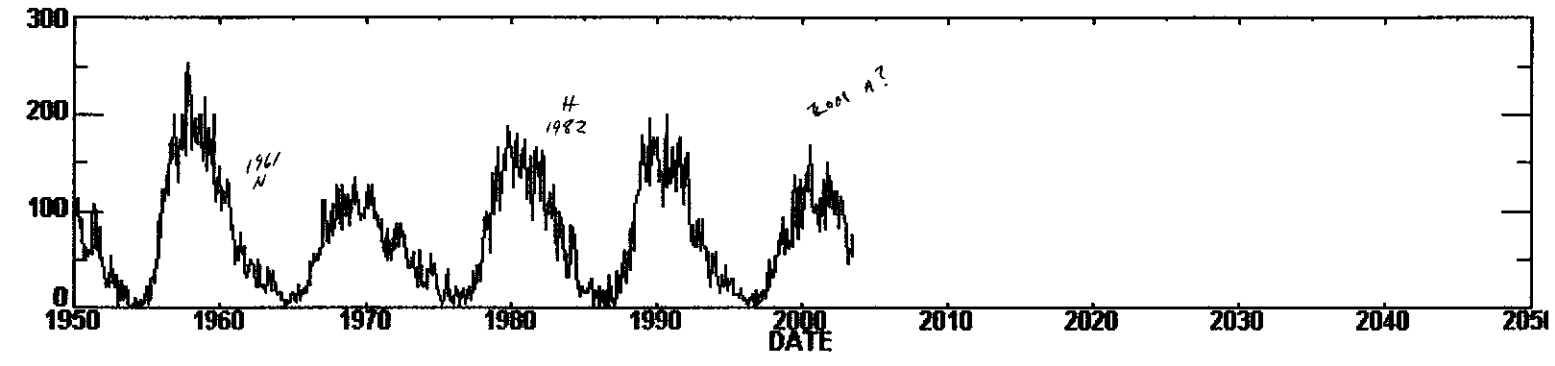
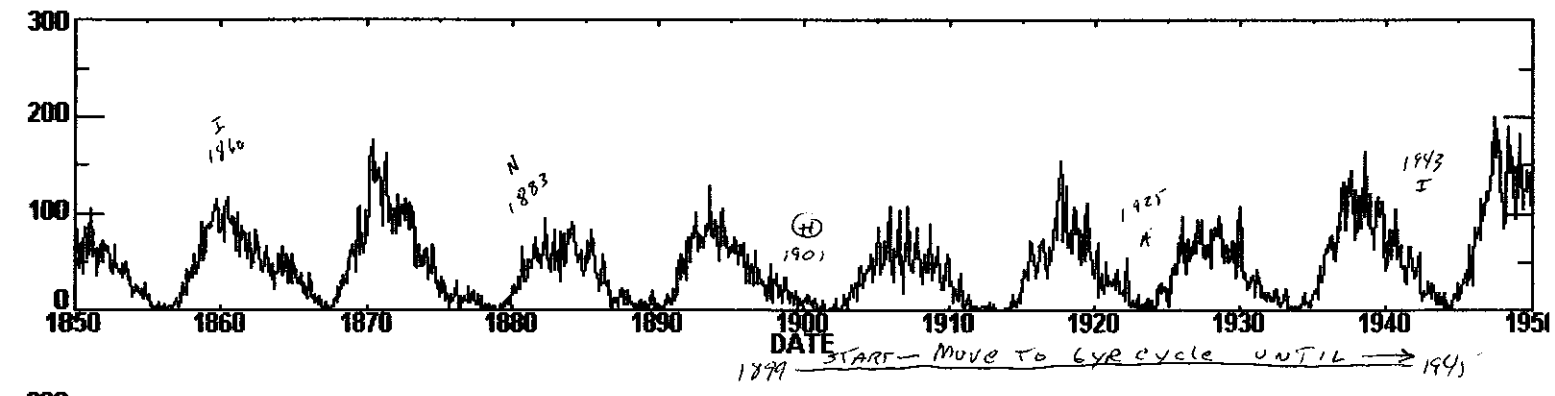
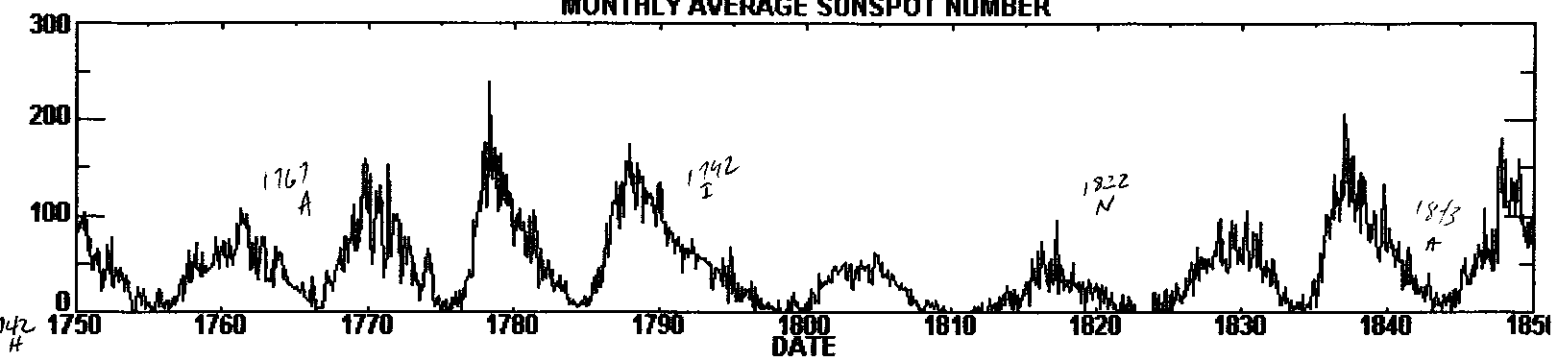
Jummings & Master cycles

Total years

- 3 = 1746 - 1773 = 26
- 4 = 1773 - 1794 = 21
- 1 = 1794 - 1822 = 30
- 2 = 1822 - 1844 = 22
- 3 = 1844 - 1860 = 16
- 4 = 1860 - 1865 = 5
- 1 = 1865 - 1886 = 21
- 2 = 1886 - 1908 = 20
- 3 = 1908 - 1929 = 21
- 4 = 1929 - 1946 = 15
- 1 = 1946 - 1963 = 17
- 2 = 1963 - 1984 = 21
- 3 = 1984 - 2000

| color | color to the left combined | Turning Yr. | Turning | 1st Birth years of Gens | last Birth years of Gens |
|-------|----------------------------|-------------|--------------------------|-------------------------|--------------------------|
| Y | | | | 1742 | 1766 |
| | YPP | 1773-1794 | American Revolution | | |
| | | 1794-1822 | Era of Good feeling | | |
| Y | Y | | | 1822 | 1842 |
| R | R PR | | | | |
| | | 1860-1865 | Civil War | | |
| | P | | | 1883 | 1900 |
| Y | | | | 1901 | 1924 |
| | YPP | 1929-1946 | Great Depression & WW II | | |
| | | 1946-1964 | American High | | |
| R | R PR | | | 1961 | 1981 |
| | | | | 1982 | 2001 |

MONTHLY AVERAGE SUNSPOT NUMBER



- Ⓜ Hero = ① 1742-1766
 ② 1901-1924
 ③ 1982-2001
- Ⓜ ADAPTIVE = ① 1767-1791
 ② 1843-1859
 ③ 1925-1942
 ④ 2001-?
- Ⓜ Idealist = ① 1792-1821
 ② 1860-1882
 ③ 1943-1960
- Ⓜ Nomad = ① 1724-1741
 ③ 1822-1842
 ③ 1883-1900
 ④ 1961-1981