

**Morning Email: TERM TEDS & Dirty TEDS**

**Table of Contents**

Pg1	Overview and hedges
Pg2	Dirty TED: ZT vs Eurodollar Contracts
Pg3	Dirty TED: ZF vs Eurodollar Contracts
Pg4	Dirty TED: ZN vs Eurodollar Contracts
Pg5	TERM TED: 2y vs Eurodollar Contracts
Pg6	TERM TED: 5y vs Eurodollar Contracts
Pg7	TERM TED: 10y vs Eurodollar Contracts

Rotate Me

F.I. Futures and Cash			
	Last Decimal	Last 32	Last Yield*
ZT	102.1250	102.040	4.986
ZF	105.6406	105.205	4.523
ZN	108.5781	108.185	4.513
Blank			
2y	100.266	100.0850	4.723
5y	100.120	100.0384	4.538
10y	100.210	100.0672	4.540

\*Futures use CTD for Last Yield

\*\*Mduration = Modified Macaulay Duration

Eurodollars (GE)						
	Last Price	Last Imp Yield	Days til Expr.	Fraction of year	Month	
F.EDAZ06	94.633	5.367	24	0.065	DEC	White Pack
F.EDAH07	94.760	5.240	115	0.314	MAR	
F.EDAM07	94.925	5.075	206	0.564	JUN	
F.EDAU07	95.100	4.900	297	0.813	SEP	Red Pack
F.EDAZ07	95.225	4.775	388	1.062	DEC	
F.EDAH08	95.295	4.705	479	1.312	MAR	
F.EDAM08	95.310	4.690	570	1.561	JUN	Green Pack
F.EDAU08	95.305	4.695	661	1.810	SEP	
F.EDAZ08	95.295	4.705	752	2.060	DEC	
F.EDAH09	95.275	4.725	843	2.309	MAR	Green Pack
F.EDAM09	95.250	4.750	934	2.558	JUN	
F.EDAU09	95.225	4.775	1025	2.808	SEP	

**How many ways can you hedge the TED? Let me count...there's lots and lots, like:**

- 1 Regression
- 2 Engineered
- 3 Strip with and without Stubs
- 4 Convexity Bias
- 5 Weighted
- 6 Unweighted  
and more...

Most of us are interested in the *unweighted hedge* which is simply a curve trade hedge. There are so many ways to hedge the TED trade that I can't possibly list them all.

If you email me and ask for a specific hedge, I'll get it to you.

[igoulding@ghco.com](mailto:igoulding@ghco.com)

#### **Eurodollar Color Codes for Individual Year Strips:**

<b>Color</b>	<b>Year</b>	<b>Contracts</b>
White	One	1 – 4
Red	Two	5 – 8
Green	Three	9 – 12
Blue	Four	13 – 16
Gold	Five	17 – 20
Purple	Six	21 – 24
Orange	Seven	25 – 28
Pink	Eight	29 – 32
Silver	Nine	33 – 36
Copper	Ten	37 – 40

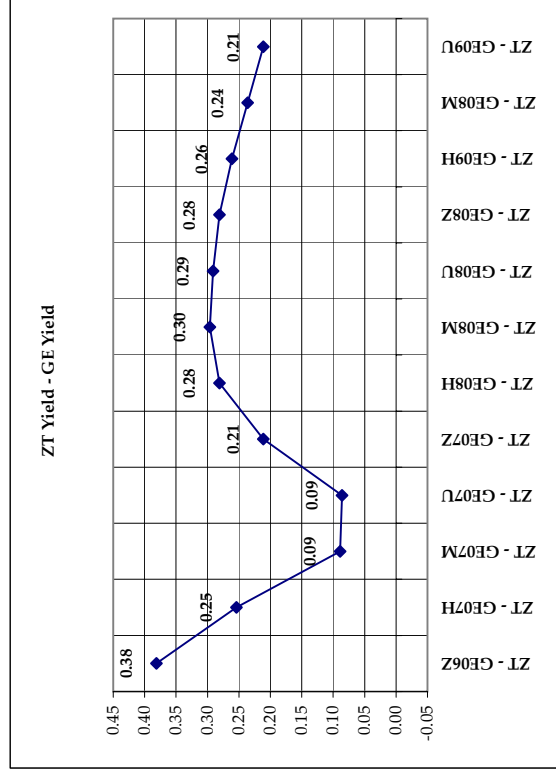
Dirty TED: ZT vs Eurodollar Contracts

ZT

	Spread Price	Spread Yield	Spread Name
F.EDAZ06	7.493	0.38	ZT - GE06Z
F.EDAH07	7.365	0.25	ZT - GE07H
F.EDAM07	7.200	0.09	ZT - GE07M
F.EDAU07	7.025	0.09	ZT - GE07U
F.EDAZ07	6.900	0.21	ZT - GE07Z
F.EDAH08	6.830	0.28	ZT - GE08H
F.EDAM08	6.815	0.30	ZT - GE08M
F.EDAU08	6.820	0.29	ZT - GE08U
F.EDAZ08	6.830	0.28	ZT - GE08Z
F.EDAH09	6.850	0.26	ZT - GE09H
F.EDAM09	6.875	0.24	ZT - GE08M
F.EDAU09	6.900	0.21	ZT - GE09U

Price = Outright Decimal Price - Euro Contract Price

Yield = ABS(Proxy Yield - Implied Euro Contract yield)



GE Duration as

	Fraction of year	Duration	ZT Duration	Spread Duration
F.EDAZ06	0.065	1.73	1.67	ZT - GE06Z
F.EDAH07	0.314	1.73	1.42	ZT - GE07H
F.EDAM07	0.564	1.73	1.17	ZT - GE07M
F.EDAU07	0.813	1.73	0.92	ZT - GE07U
F.EDAZ07	1.062	1.73	0.67	ZT - GE07Z
F.EDAH08	1.312	1.73	0.42	ZT - GE08H
F.EDAM08	1.561	1.73	0.17	ZT - GE08M
F.EDAU08	1.810	1.73	(0.08)	ZT - GE08U
F.EDAZ08	2.060	1.73	(0.33)	ZT - GE08Z
F.EDAH09	2.309	1.73	(0.58)	ZT - GE09H
F.EDAM09	2.558	1.73	(0.83)	ZT - GE08M
F.EDAU09	2.808	1.73	(1.08)	ZT - GE09U

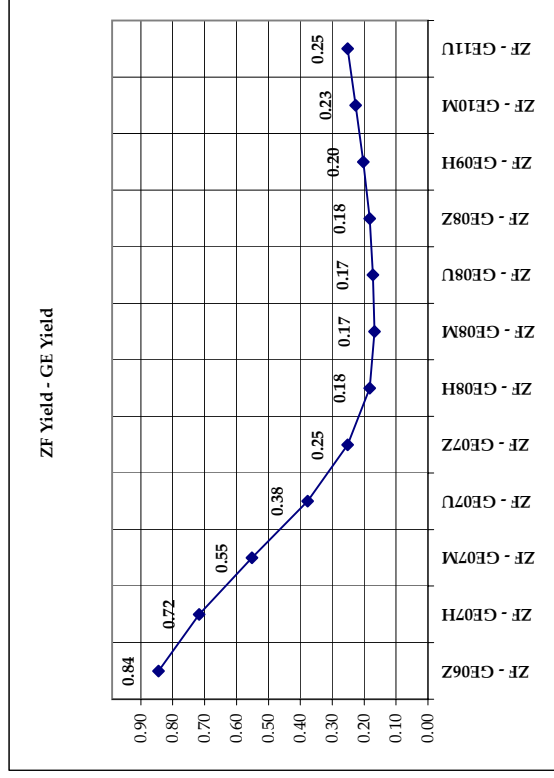
The farther away from 0 the spread duration is the riskier the trade.

**Dirty TED: ZF vs Eurodollar Contracts**

	ZF	
	Spread Price	Spread Yield
	Price	Name
F.EDAZ06	11.01	ZF - GE06Z
F.EDAH07	10.88	ZF - GE07H
F.EDAM07	10.72	ZF - GE07M
F.EDAU07	10.54	ZF - GE07U
F.EDAZ07	10.42	ZF - GE07Z
F.EDAH08	10.35	ZF - GE08H
F.EDAM08	10.33	ZF - GE08M
F.EDAU08	10.34	ZF - GE08U
F.EDAZ08	10.35	ZF - GE08Z
F.EDAH09	10.37	ZF - GE09H
F.EDAM09	10.39	ZF - GE09M
F.EDAU09	10.42	ZF - GE09U

Price = Outright Decimal Price - Euro Contract Price

Yield = ABS(Proxy Yield - Implied Euro Contract yield)



	ZF	
	GE Duration as Fraction of year	Spread Duration
F.EDAZ06	0.065	3.73
F.EDAH07	0.314	3.48
F.EDAM07	0.564	3.23
F.EDAU07	0.813	2.98
F.EDAZ07	1.062	2.73
F.EDAH08	1.312	2.48
F.EDAM08	1.561	2.23
F.EDAU08	1.810	1.98
F.EDAZ08	2.060	1.73
F.EDAH09	2.309	1.49
F.EDAM09	2.558	1.24
F.EDAU09	2.808	0.99

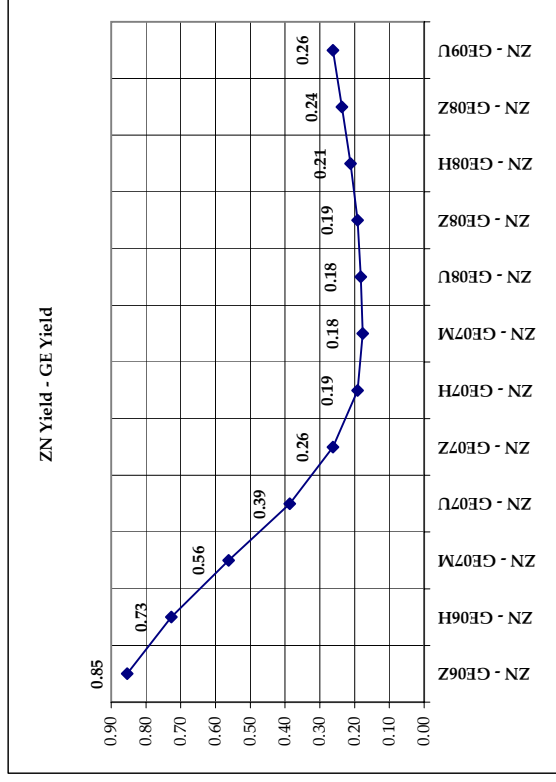
The farther away from 0 the spread duration is the riskier the trade.

Dirty TED: ZN vs Eurodollar Contracts

	Spread Price	ZN Spread Yield	Spread Name
F.EDAZ06	13.95	0.85	ZN - GE06Z
F.EDAH07	13.82	0.73	ZN - GE06H
F.EDAM07	13.65	0.56	ZN - GE07M
F.EDAU07	13.48	0.39	ZN - GE07U
F.EDAZ07	13.35	0.26	ZN - GE07Z
F.EDAH08	13.28	0.19	ZN - GE07H
F.EDAM08	13.27	0.18	ZN - GE07M
F.EDAU08	13.27	0.18	ZN - GE08U
F.EDAZ08	13.28	0.19	ZN - GE08Z
F.EDAH09	13.30	0.21	ZN - GE08H
F.EDAM09	13.33	0.24	ZN - GE08M
F.EDAU09	13.35	0.26	ZN - GE09U

Price = Outright Decimal Price - Euro Contract Price

Yield = ABS(Proxy Yield - Implied Euro Contract yield)



GE Duration as Fraction of year	ZN Duration	Spread Duration
F.EDAZ06	5.71	5.64
F.EDAH07	5.71	5.39
F.EDAM07	5.71	5.14
F.EDAU07	5.71	4.89
F.EDAZ07	5.71	4.65
F.EDAH08	5.71	4.40
F.EDAM08	5.71	4.15
F.EDAU08	5.71	3.90
F.EDAZ08	5.71	3.65
F.EDAH09	5.71	3.40
F.EDAM09	5.71	3.15
F.EDAU09	5.71	2.90

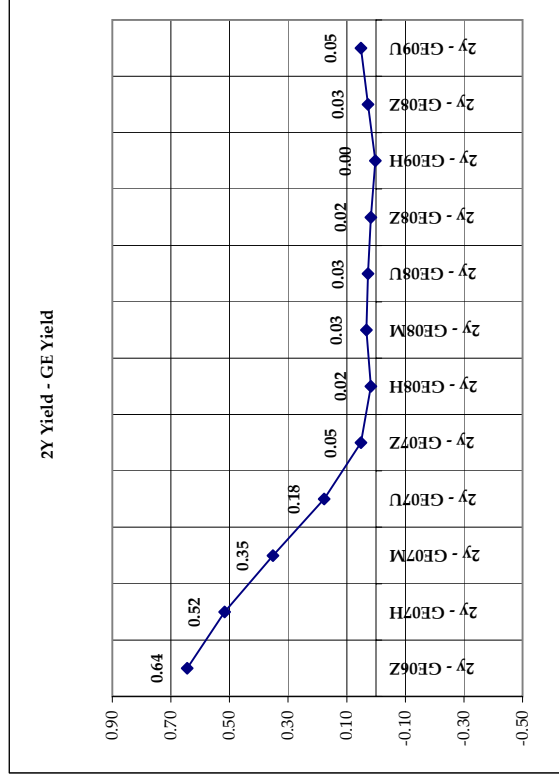
The farther away from 0 the spread duration is the riskier the trade.

**TERM TED: 2y vs Eurodollar Contracts**

	Spread Price	Spread Yield	Spread Name
F.EDAZ06	5.63	0.64	2y - GE06Z
F.EDAH07	5.51	0.52	2y - GE07H
F.EDAM07	5.34	0.35	2y - GE07M
F.EDAU07	5.17	0.18	2y - GE07U
F.EDAZ07	5.04	0.05	2y - GE07Z
F.EDAH08	4.97	0.02	2y - GE08H
F.EDAM08	4.96	0.03	2y - GE08M
F.EDAU08	4.96	0.03	2y - GE08U
F.EDAZ08	4.97	0.02	2y - GE08Z
F.EDAH09	4.99	0.00	2y - GE09H
F.EDAM09	5.02	0.03	2y - GE09M
F.EDAU09	5.04	0.05	2y - GE09U

Price = Outright Decimal Price - Euro Contract Price

Yield = ABS(Cash Yield - Implied Euro Contract yield)



GE Duration as Fraction of year	2Y Duration	Spread Duration
F.EDAZ06	0.065	1.75
F.EDAH07	0.314	1.50
F.EDAM07	0.564	1.25
F.EDAU07	0.813	1.00
F.EDAZ07	1.062	0.75
F.EDAH08	1.312	0.50
F.EDAM08	1.561	0.25
F.EDAU08	1.810	0.00
F.EDAZ08	2.060	(0.25)
F.EDAH09	2.309	(0.50)
F.EDAM09	2.558	(0.75)
F.EDAU09	2.808	(1.00)

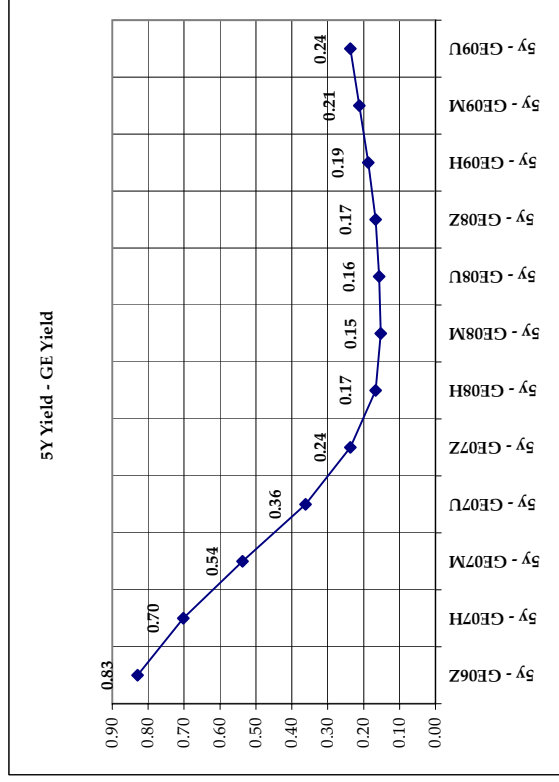
The farther away from 0 the spread duration is the riskier the trade.

**TERM TED: 5y vs Eurodollar Contracts**

	Spread Price	5y Spread Yield	Spread Name
F.EDAZ06	5.49	0.83	5y - GE06Z
F.EDAH07	5.36	0.70	5y - GE07H
F.EDAM07	5.20	0.54	5y - GE07M
F.EDAU07	5.02	0.36	5y - GE07U
F.EDAZ07	4.90	0.24	5y - GE07Z
F.EDAH08	4.83	0.17	5y - GE08H
F.EDAM08	4.81	0.15	5y - GE08M
F.EDAU08	4.82	0.16	5y - GE08U
F.EDAZ08	4.83	0.17	5y - GE08Z
F.EDAH09	4.85	0.19	5y - GE09H
F.EDAM09	4.87	0.21	5y - GE09M
F.EDAU09	4.90	0.24	5y - GE09U

Price = Outright Decimal Price - Euro Contract Price

Yield = ABS(Cash Yield - Implied Euro Contract yield)



GE Duration as Fraction of year	5Y Duration	Spread Duration
F.EDAZ06	0.065	4.28
F.EDAH07	0.314	4.03
F.EDAM07	0.564	3.79
F.EDAU07	0.813	3.54
F.EDAZ07	1.062	3.29
F.EDAH08	1.312	3.04
F.EDAM08	1.561	2.79
F.EDAU08	1.810	2.54
F.EDAZ08	2.060	2.29
F.EDAH09	2.309	2.04
F.EDAM09	2.558	1.79
F.EDAU09	2.808	1.54

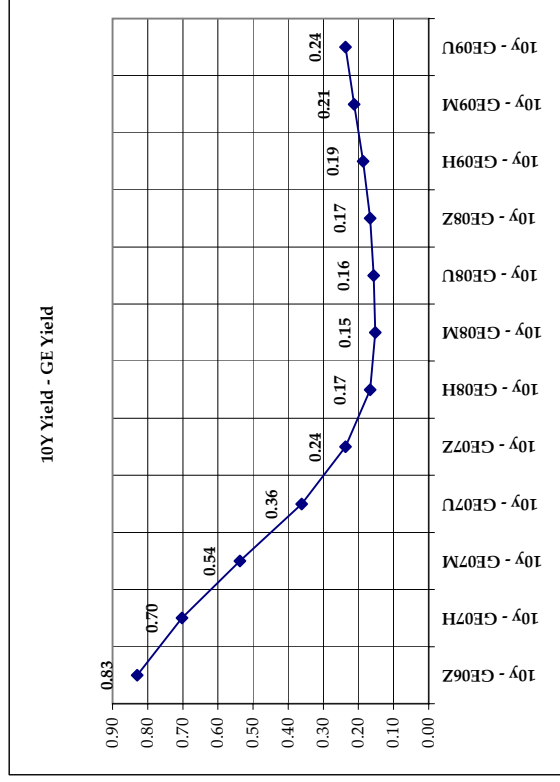
The farther away from 0 the spread duration is the riskier the trade.

**TERM TED: 10y vs Eurodollar Contracts**

	Spread Price	10y Spread Yield	Spread Name
F.EDAZ06	5.49	0.83	10y - GE06Z
F.EDAH07	5.36	0.70	10y - GE07H
F.EDAM07	5.20	0.54	10y - GE07M
F.EDAU07	5.02	0.36	10y - GE07U
F.EDAZ07	4.90	0.24	10y - GE07Z
F.EDAH08	4.83	0.17	10y - GE08H
F.EDAM08	4.81	0.15	10y - GE08M
F.EDAU08	4.82	0.16	10y - GE08U
F.EDAZ08	4.83	0.17	10y - GE08Z
F.EDAH09	4.85	0.19	10y - GE09H
F.EDAM09	4.87	0.21	10y - GE09M
F.EDAU09	4.90	0.24	10y - GE09U

Price = Outright Decimal Price - Euro Contract Price

Yield = ABS(Cash Yield - Implied Euro Contract yield)



GE Duration as Fraction of year	10Y Duration	Spread Duration		
F.EDAZ06	0.065	7.91	7.85	10y - GE06Z
F.EDAH07	0.314	7.91	7.60	10y - GE07H
F.EDAM07	0.564	7.91	7.35	10y - GE07M
F.EDAU07	0.813	7.91	7.10	10y - GE07U
F.EDAZ07	1.062	7.91	6.85	10y - GE07Z
F.EDAH08	1.312	7.91	6.60	10y - GE08H
F.EDAM08	1.561	7.91	6.35	10y - GE08M
F.EDAU08	1.810	7.91	6.10	10y - GE08U
F.EDAZ08	2.060	7.91	5.85	10y - GE08Z
F.EDAH09	2.309	7.91	5.60	10y - GE09H
F.EDAM09	2.558	7.91	5.35	10y - GE09M
F.EDAU09	2.808	7.91	5.11	10y - GE09U

The farther away from 0 the spread duration is the riskier the trade.