

Morning Email: TERM TEDS & Dirty TEDS

Table of Contents

- Pg1 Overview and hedges
- Pg2 Dirty TED: ZT vs Eurodollar Contracts
- Pg3 Dirty TED: ZF vs Eurodollar Contracts
- Pg4 Dirty TED: ZN vs Eurodollar Contracts
- Pg5 TERM TED: 2y vs Eurodollar Contracts
- Pg6 TERM TED: 5y vs Eurodollar Contracts
- Pg7 TERM TED: 10y vs Eurodollar Contracts

Rotate Me

		F.I. Futures and Cash			
	Last Decimal	Last 32	Last Yield*	**MDuration	
ZT	102.4063	102.130	4.622	1.88	
ZF	105.7344	105.235	4.535	3.93	
ZN	108.1094	108.035	4.576	5.88	
Blank					
2y	99.819	99.2620	4.596	1.88	
5y	99.788	99.2520	4.548	4.42	
10y	99.766	99.2450	4.652	7.80	

*Futures use CTD for Last Yield

**Mduration = Modified Macaulay Duration

		Eurodollars (ED)					
	Last Price	Last Imp Yield	Days til Expr.	Fraction of year	Month		
F.EDAU07	94.720	5.280	74	0.202	JUN	} White Pack	
F.EDAZ07	94.895	5.105	165	0.451	SEP		
F.EDAH08	95.095	4.905	256	0.701	DEC		
F.EDAM08	95.250	4.750	347	0.950	MAR	} Red Pack	
F.EDAU08	95.325	4.675	438	1.199	JUN		
F.EDAZ08	95.345	4.655	529	1.449	SEP		
F.EDAH09	95.330	4.670	620	1.698	DEC	} Green Pack	
F.EDAM09	95.300	4.700	711	1.947	MAR		
F.EDAU09	95.240	4.760	802	2.197	JUN		
F.EDAZ09	95.205	4.795	893	2.446	SEP		
F.EDAH10	95.150	4.850	984	2.695	DEC		
F.EDAM10	95.110	4.890	1075	2.945	MAR		

How many ways can you hedge the TED? Let me count...there's lots and lots, like:

- 1 Regression
 - 2 Engineered
 - 3 Strip with and without Stubs
 - 4 Convexity Bias
 - 5 Weighted
 - 6 Unweighted
- and more...

Most of us are interested in the *unweighted hedge* which is simply a curve trade hedge. There are so many ways to hedge the TED trade that I can't possibly list them all.

If you email me and ask for a specific hedge, I'll get it to you.

jgoulding@ghco.com

Eurodollar Color Codes for Individual Year Strips:

Color	Year	Contracts
White	One	1 – 4
Red	Two	5 – 8
Green	Three	9 – 12
Blue	Four	13 – 16
Gold	Five	17 – 20
Purple	Six	21 – 24
Orange	Seven	25 – 28
Pink	Eight	29 – 32
Silver	Nine	33 – 36
Copper	Ten	37 – 40

Dirty TED: ZT vs Eurodollar Contracts

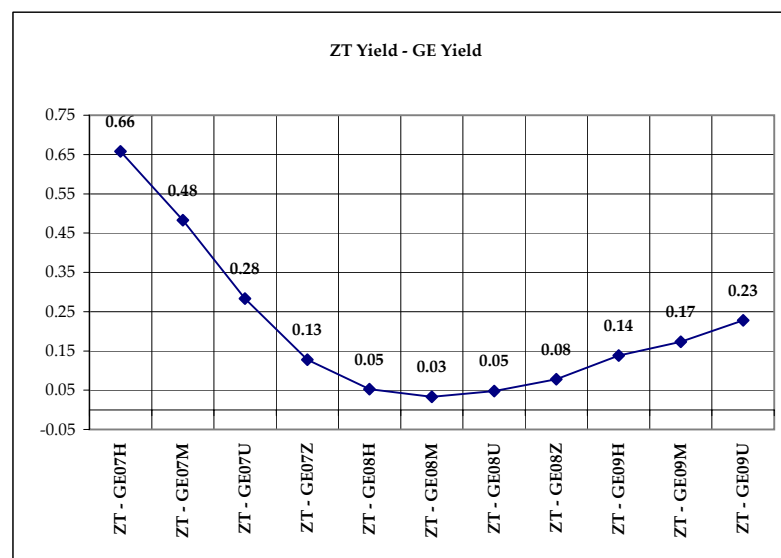
ZT			
	Spread Price	Spread Yield	Spread Name
F.EDAM07	7.686	0.66	ZT - GE07H
F.EDAU07	7.511	0.48	ZT - GE07M
F.EDAZ07	7.311	0.28	ZT - GE07U
F.EDAH08	7.156	0.13	ZT - GE07Z
F.EDAM08	7.081	0.05	ZT - GE08H
F.EDAU08	7.061	0.03	ZT - GE08M
F.EDAZ08	7.076	0.05	ZT - GE08U
F.EDAH09	7.106	0.08	ZT - GE08Z
F.EDAM09	7.166	0.14	ZT - GE09H
F.EDAU09	7.201	0.17	ZT - GE09M
F.EDAZ09	7.256	0.23	ZT - GE09U
F.EDAH10	7.296	0.27	ZT - GE09Z

Price = Outright Decimal Price - Euro Contract Price
 Yield = ABS(Proxy Yield - Implied Euro Contract yield)

GE Duration as Fraction of year

	ZT Duration	Spread Duration	
F.EDAM07	0.202	1.88	1.67
F.EDAU07	0.451	1.88	1.42
F.EDAZ07	0.701	1.88	1.17
F.EDAH08	0.950	1.88	0.93
F.EDAM08	1.199	1.88	0.68
F.EDAU08	1.449	1.88	0.43
F.EDAZ08	1.698	1.88	0.18
F.EDAH09	1.947	1.88	(0.07)
F.EDAM09	2.197	1.88	(0.32)
F.EDAU09	2.446	1.88	(0.57)
F.EDAZ09	2.695	1.88	(0.82)
F.EDAH10	2.945	1.88	(1.07)

The farther away from 0 the spread duration is the riskier the trade.



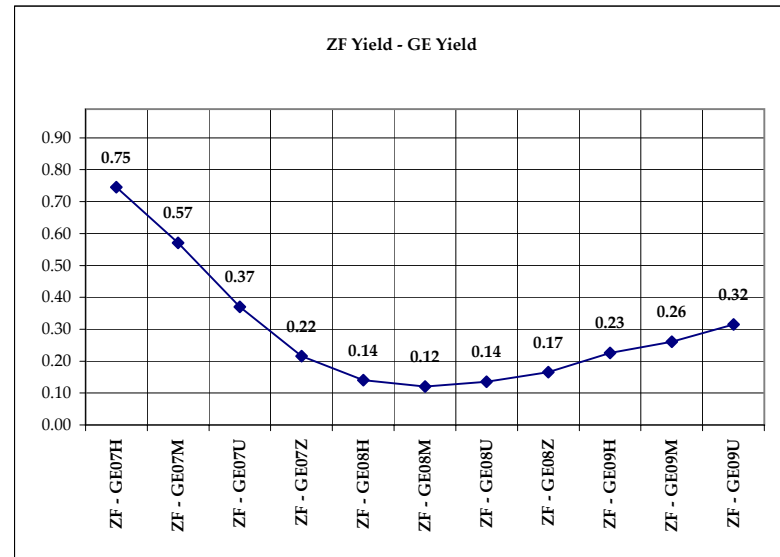
Dirty TED: ZF vs Eurodollar Contracts

ZF			
	Spread Price	Spread Yield	Spread Name
F.EDAM07	11.01	0.75	ZF - GE07H
F.EDAU07	10.84	0.57	ZF - GE07M
F.EDAZ07	10.64	0.37	ZF - GE07U
F.EDAH08	10.48	0.22	ZF - GE07Z
F.EDAM08	10.41	0.14	ZF - GE08H
F.EDAU08	10.39	0.12	ZF - GE08M
F.EDAZ08	10.40	0.14	ZF - GE08U
F.EDAH09	10.43	0.17	ZF - GE08Z
F.EDAM09	10.49	0.23	ZF - GE09H
F.EDAU09	10.53	0.26	ZF - GE09M
F.EDAZ09	10.58	0.32	ZF - GE09U
F.EDAH10	10.62	0.36	ZF - GE09U

Price = Outright Decimal Price - Euro Contract Price
 Yield = ABS(Proxy Yield - Implied Euro Contract yield)

	GE Duration as Fraction of year	ZF Duration	Spread Duration	
F.EDAM07	0.202	3.93	3.72	ZF - GE07H
F.EDAU07	0.451	3.93	3.47	ZF - GE07M
F.EDAZ07	0.701	3.93	3.22	ZF - GE07U
F.EDAH08	0.950	3.93	2.98	ZF - GE07Z
F.EDAM08	1.199	3.93	2.73	ZF - GE08H
F.EDAU08	1.449	3.93	2.48	ZF - GE08M
F.EDAZ08	1.698	3.93	2.23	ZF - GE08U
F.EDAH09	1.947	3.93	1.98	ZF - GE08Z
F.EDAM09	2.197	3.93	1.73	ZF - GE09H
F.EDAU09	2.446	3.93	1.48	ZF - GE09M
F.EDAZ09	2.695	3.93	1.23	ZF - GE09U
F.EDAH10	2.945	3.93	0.98	ZF - GE09U

The farther away from 0 the spread duration is the riskier the trade.



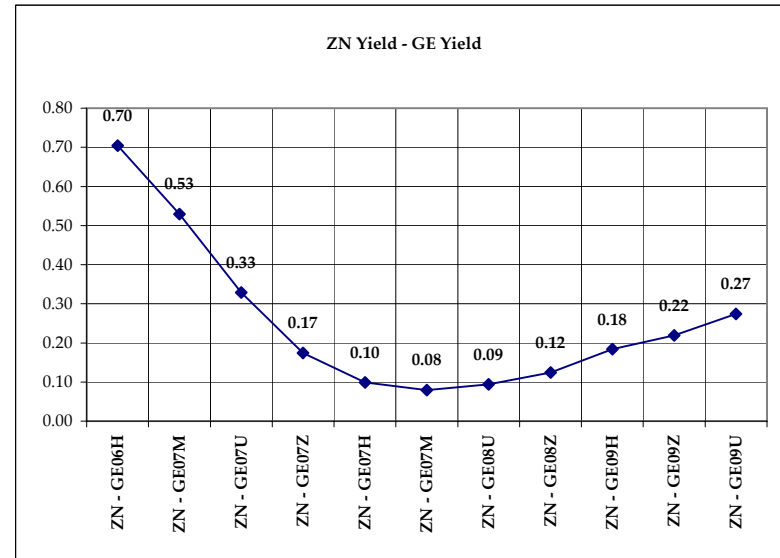
Dirty TED: ZN vs Eurodollar Contracts

ZN			
	Spread Price	Spread Yield	Spread Name
F.EDAM07	13.39	0.70	ZN - GE06H
F.EDAU07	13.21	0.53	ZN - GE07M
F.EDAZ07	13.01	0.33	ZN - GE07U
F.EDAH08	12.86	0.17	ZN - GE07Z
F.EDAM08	12.78	0.10	ZN - GE07H
F.EDAU08	12.76	0.08	ZN - GE07M
F.EDAZ08	12.78	0.09	ZN - GE08U
F.EDAH09	12.81	0.12	ZN - GE08Z
F.EDAM09	12.87	0.18	ZN - GE09H
F.EDAU09	12.90	0.22	ZN - GE09Z
F.EDAZ09	12.96	0.27	ZN - GE09U
F.EDAH10	13.00	0.31	ZN - GE09U

Price = Outright Decimal Price - Euro Contract Price
 Yield = ABS(Proxy Yield - Implied Euro Contract yield)

	GE Duration as Fraction of year	ZN Duration	Spread Duration	
F.EDAM07	0.202	5.88	5.68	ZN - GE06H
F.EDAU07	0.451	5.88	5.43	ZN - GE07M
F.EDAZ07	0.701	5.88	5.18	ZN - GE07U
F.EDAH08	0.950	5.88	4.93	ZN - GE07Z
F.EDAM08	1.199	5.88	4.68	ZN - GE07H
F.EDAU08	1.449	5.88	4.44	ZN - GE07M
F.EDAZ08	1.698	5.88	4.19	ZN - GE08U
F.EDAH09	1.947	5.88	3.94	ZN - GE08Z
F.EDAM09	2.197	5.88	3.69	ZN - GE09H
F.EDAU09	2.446	5.88	3.44	ZN - GE09Z
F.EDAZ09	2.695	5.88	3.19	ZN - GE09U
F.EDAH10	2.945	5.88	2.94	ZN - GE09U

The farther away from 0 the spread duration is the riskier the trade.



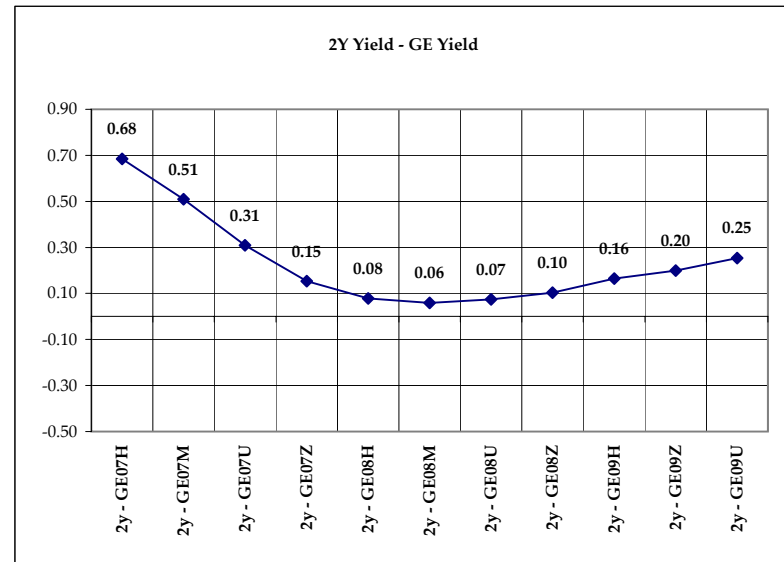
TERM TED: 2y vs Eurodollar Contracts

	2y		
	Spread Price	Spread Yield	Spread Name
F.EDAM07	5.10	0.68	2y - GE07H
F.EDAU07	4.92	0.51	2y - GE07M
F.EDAZ07	4.72	0.31	2y - GE07U
F.EDAH08	4.57	0.15	2y - GE07Z
F.EDAM08	4.49	0.08	2y - GE08H
F.EDAU08	4.47	0.06	2y - GE08M
F.EDAZ08	4.49	0.07	2y - GE08U
F.EDAH09	4.52	0.10	2y - GE08Z
F.EDAM09	4.58	0.16	2y - GE09H
F.EDAU09	4.61	0.20	2y - GE09Z
F.EDAZ09	4.67	0.25	2y - GE09U
F.EDAH10	4.71	0.29	2y - GE09U

Price = Outright Decimal Price - Euro Contract Price
 Yield = ABS(Cash Yield - Implied Euro Contract yield)

	GE Duration as Fraction of year	2Y Duration	Spread Duration	
F.EDAM07	0.202	1.88	1.67	2y - GE07H
F.EDAU07	0.451	1.88	1.42	2y - GE07M
F.EDAZ07	0.701	1.88	1.17	2y - GE07U
F.EDAH08	0.950	1.88	0.93	2y - GE07Z
F.EDAM08	1.199	1.88	0.68	2y - GE08H
F.EDAU08	1.449	1.88	0.43	2y - GE08M
F.EDAZ08	1.698	1.88	0.18	2y - GE08U
F.EDAH09	1.947	1.88	(0.07)	2y - GE08Z
F.EDAM09	2.197	1.88	(0.32)	2y - GE09H
F.EDAU09	2.446	1.88	(0.57)	2y - GE09Z
F.EDAZ09	2.695	1.88	(0.82)	2y - GE09U
F.EDAH10	2.945	1.88	(1.07)	2y - GE09U

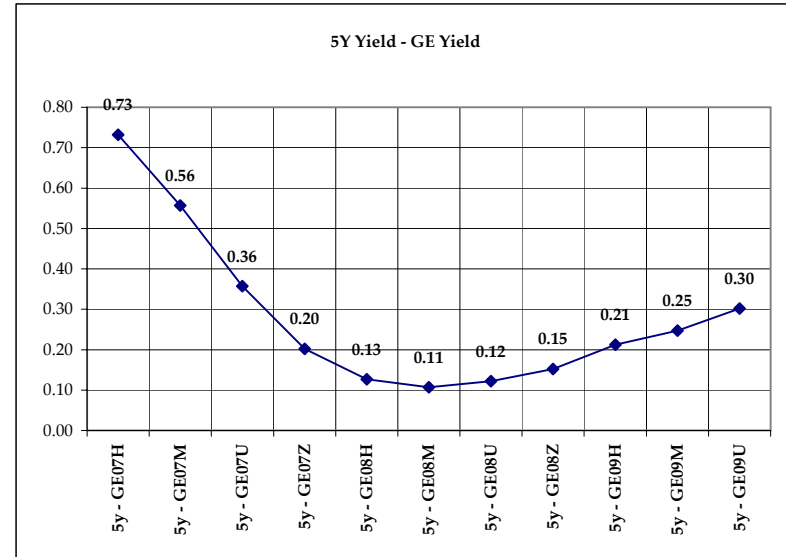
The farther away from 0 the spread duration is the riskier the trade.



TERM TED: 5y vs Eurodollar Contracts

5y			
	Spread Price	Spread Yield	Spread Name
F.EDAM07	5.07	0.73	5y - GE07H
F.EDAU07	4.89	0.56	5y - GE07M
F.EDAZ07	4.69	0.36	5y - GE07U
F.EDAH08	4.54	0.20	5y - GE07Z
F.EDAM08	4.46	0.13	5y - GE08H
F.EDAU08	4.44	0.11	5y - GE08M
F.EDAZ08	4.46	0.12	5y - GE08U
F.EDAH09	4.49	0.15	5y - GE08Z
F.EDAM09	4.55	0.21	5y - GE09H
F.EDAU09	4.58	0.25	5y - GE09M
F.EDAZ09	4.64	0.30	5y - GE09U
F.EDAH10	4.68	0.34	5y - GE09U

Price = Outright Decimal Price - Euro Contract Price
 Yield = ABS(Cash Yield - Implied Euro Contract yield)



	GE Duration as Fraction of year	5Y Duration	Spread Duration	
F.EDAM07	0.202	4.42	4.21	5y - GE07H
F.EDAU07	0.451	4.42	3.96	5y - GE07M
F.EDAZ07	0.701	4.42	3.71	5y - GE07U
F.EDAH08	0.950	4.42	3.47	5y - GE07Z
F.EDAM08	1.199	4.42	3.22	5y - GE08H
F.EDAU08	1.449	4.42	2.97	5y - GE08M
F.EDAZ08	1.698	4.42	2.72	5y - GE08U
F.EDAH09	1.947	4.42	2.47	5y - GE08Z
F.EDAM09	2.197	4.42	2.22	5y - GE09H
F.EDAU09	2.446	4.42	1.97	5y - GE09M
F.EDAZ09	2.695	4.42	1.72	5y - GE09U
F.EDAH10	2.945	4.42	1.47	5y - GE09U

The farther away from 0 the spread duration is the riskier the trade.

TERM TED: 10y vs Eurodollar Contracts

	10y		
	Spread Price	Spread Yield	Spread Name
F.EDAM07	5.07	0.73	10y - GE07H
F.EDAU07	4.89	0.56	10y - GE07M
F.EDAZ07	4.69	0.36	10y - GE07U
F.EDAH08	4.54	0.20	10y - GE07Z
F.EDAM08	4.46	0.13	10y - GE08H
F.EDAU08	4.44	0.11	10y - GE08M
F.EDAZ08	4.46	0.12	10y - GE08U
F.EDAH09	4.49	0.15	10y - GE08Z
F.EDAM09	4.55	0.21	10y - GE09H
F.EDAU09	4.58	0.25	10y - GE09M
F.EDAZ09	4.64	0.30	10y - GE09U
F.EDAH10	4.68	0.34	10y - GE09U

Price = Outright Decimal Price - Euro Contract Price
Yield = ABS(Cash Yield - Implied Euro Contract yield)

	GE Duration as Fraction of year	10Y Duration	Spread Duration	
F.EDAM07	0.202	7.80	7.59	10y - GE07H
F.EDAU07	0.451	7.80	7.34	10y - GE07M
F.EDAZ07	0.701	7.80	7.10	10y - GE07U
F.EDAH08	0.950	7.80	6.85	10y - GE07Z
F.EDAM08	1.199	7.80	6.60	10y - GE08H
F.EDAU08	1.449	7.80	6.35	10y - GE08M
F.EDAZ08	1.698	7.80	6.10	10y - GE08U
F.EDAH09	1.947	7.80	5.85	10y - GE08Z
F.EDAM09	2.197	7.80	5.60	10y - GE09H
F.EDAU09	2.446	7.80	5.35	10y - GE09M
F.EDAZ09	2.695	7.80	5.10	10y - GE09U
F.EDAH10	2.945	7.80	4.85	10y - GE09U

The farther away from 0 the spread duration is the riskier the trade.

