

Morning Email: TERM TEDS & Dirty TEDS

Table of Contents

- Pg1 Overview and hedges
- Pg2 Dirty TED: ZT vs Eurodollar Contracts
- Pg3 Dirty TED: ZF vs Eurodollar Contracts
- Pg4 Dirty TED: ZN vs Eurodollar Contracts
- Pg5 TERM TED: 2y vs Eurodollar Contracts
- Pg6 TERM TED: 5y vs Eurodollar Contracts
- Pg7 TERM TED: 10y vs Eurodollar Contracts

		F.I. Futures and Cash			
		Last Decimal	Last 32	Last Yield*	**MDuration
Blank	ZT	102.3281	102.105	4.647	1.86
	ZF	105.7031	105.225	4.531	3.87
	ZN	108.1094	108.035	4.596	5.83
	2y	99.781	99.2500	4.612	1.86
	5y	99.781	99.2500	4.548	4.36
	10y	99.781	99.2500	4.650	7.74

*Futures use CTD for Last Yield

**Mduration = Modified Macaulay Duration

Eurodollars (ED)						
	Last Price	Last Imp Yield	Days til Expr.	Fraction of year	Month	
F.EDAM07	94.675	5.325	53	0.145	JUN	} White Pack
F.EDAU07	94.805	5.195	144	0.394	SEP	
F.EDAZ07	95.000	5.000	235	0.643	DEC	
F.EDAH08	95.185	4.815	326	0.893	MAR	} Red Pack
F.EDAM08	95.310	4.690	417	1.142	JUN	
F.EDAU08	95.360	4.640	508	1.391	SEP	
F.EDAZ08	95.360	4.640	599	1.640	DEC	
F.EDAH09	95.345	4.655	690	1.890	MAR	} Green Pack
F.EDAM09	95.295	4.705	781	2.139	JUN	
F.EDAU09	95.240	4.760	872	2.388	SEP	
F.EDAZ09	95.175	4.825	963	2.638	DEC	
F.EDAH10	95.135	4.865	1054	2.887	MAR	

How many ways can you hedge the TED? Let me count...there's lots and lots, like:

- 1 Regression
 - 2 Engineered
 - 3 Strip with and without Stubs
 - 4 Convexity Bias
 - 5 Weighted
 - 6 Unweighted
- and more...

Most of us are interested in the *unweighted hedge* which is simply a curve trade hedge. There are so many ways to hedge the TED trade that I can't possibly list them all.

If you email me and ask for a specific hedge, I'll get it to you.

jgoulding@ghco.com

Eurodollar Color Codes for Individual Year Strips:

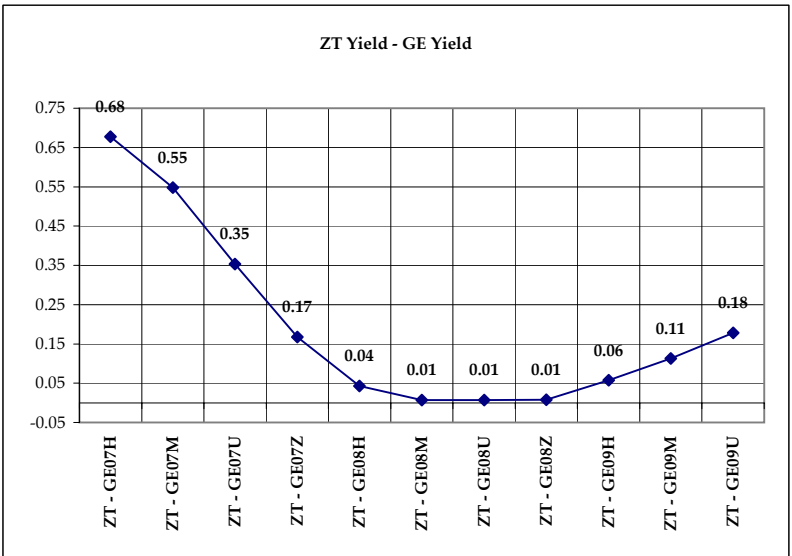
Color	Year	Contracts
White	One	1 – 4
Red	Two	5 – 8
Green	Three	9 – 12
Blue	Four	13 – 16
Gold	Five	17 – 20
Purple	Six	21 – 24
Orange	Seven	25 – 28
Pink	Eight	29 – 32
Silver	Nine	33 – 36
Copper	Ten	37 – 40

Dirty TED: ZT vs Eurodollar Contracts

ZT			
	Spread Price	Spread Yield	Spread Name
F.EDAM07	7.653	0.68	ZT - GE07H
F.EDAU07	7.523	0.55	ZT - GE07M
F.EDAZ07	7.328	0.35	ZT - GE07U
F.EDAH08	7.143	0.17	ZT - GE07Z
F.EDAM08	7.018	0.04	ZT - GE08H
F.EDAU08	6.968	0.01	ZT - GE08M
F.EDAZ08	6.968	0.01	ZT - GE08U
F.EDAH09	6.983	0.01	ZT - GE08Z
F.EDAM09	7.033	0.06	ZT - GE09H
F.EDAU09	7.088	0.11	ZT - GE09M
F.EDAZ09	7.153	0.18	ZT - GE09U
F.EDAH10	7.193	0.22	ZT - GE09Z

Price = Outright Decimal Price - Euro Contract Price

Yield = ABS(Proxy Yield - Implied Euro Contract yield)



	GE Duration as Fraction of year	ZT Duration	Spread Duration	
F.EDAM07	0.145	1.86	1.71	ZT - GE07H
F.EDAU07	0.394	1.86	1.46	ZT - GE07M
F.EDAZ07	0.643	1.86	1.21	ZT - GE07U
F.EDAH08	0.893	1.86	0.97	ZT - GE07Z
F.EDAM08	1.142	1.86	0.72	ZT - GE08H
F.EDAU08	1.391	1.86	0.47	ZT - GE08M
F.EDAZ08	1.640	1.86	0.22	ZT - GE08U
F.EDAH09	1.890	1.86	(0.03)	ZT - GE08Z
F.EDAM09	2.139	1.86	(0.28)	ZT - GE09H
F.EDAU09	2.388	1.86	(0.53)	ZT - GE09M
F.EDAZ09	2.638	1.86	(0.78)	ZT - GE09U
F.EDAH10	2.887	1.86	(1.03)	ZT - GE09Z

The farther away from 0 the spread duration is the riskier the trade.

Dirty TED: ZF vs Eurodollar Contracts

ZF			
	Spread Price	Spread Yield	Spread Name
F.EDAM07	11.03	0.79	ZF - GE07H
F.EDAU07	10.90	0.66	ZF - GE07M
F.EDAZ07	10.70	0.47	ZF - GE07U
F.EDAH08	10.52	0.28	ZF - GE07Z
F.EDAM08	10.39	0.16	ZF - GE08H
F.EDAU08	10.34	0.11	ZF - GE08M
F.EDAZ08	10.34	0.11	ZF - GE08U
F.EDAH09	10.36	0.12	ZF - GE08Z
F.EDAM09	10.41	0.17	ZF - GE09H
F.EDAU09	10.46	0.23	ZF - GE09M
F.EDAZ09	10.53	0.29	ZF - GE09U
F.EDAH10	10.57	0.33	ZF - GE09U

Price = Outright Decimal Price - Euro Contract Price
 Yield = ABS(Proxy Yield - Implied Euro Contract yield)



	GE Duration as Fraction of year	ZF Duration	Spread Duration	
F.EDAM07	0.145	3.87	3.72	ZF - GE07H
F.EDAU07	0.394	3.87	3.48	ZF - GE07M
F.EDAZ07	0.643	3.87	3.23	ZF - GE07U
F.EDAH08	0.893	3.87	2.98	ZF - GE07Z
F.EDAM08	1.142	3.87	2.73	ZF - GE08H
F.EDAU08	1.391	3.87	2.48	ZF - GE08M
F.EDAZ08	1.640	3.87	2.23	ZF - GE08U
F.EDAH09	1.890	3.87	1.98	ZF - GE08Z
F.EDAM09	2.139	3.87	1.73	ZF - GE09H
F.EDAU09	2.388	3.87	1.48	ZF - GE09M
F.EDAZ09	2.638	3.87	1.23	ZF - GE09U
F.EDAH10	2.887	3.87	0.98	ZF - GE09U

The farther away from 0 the spread duration is the riskier the trade.

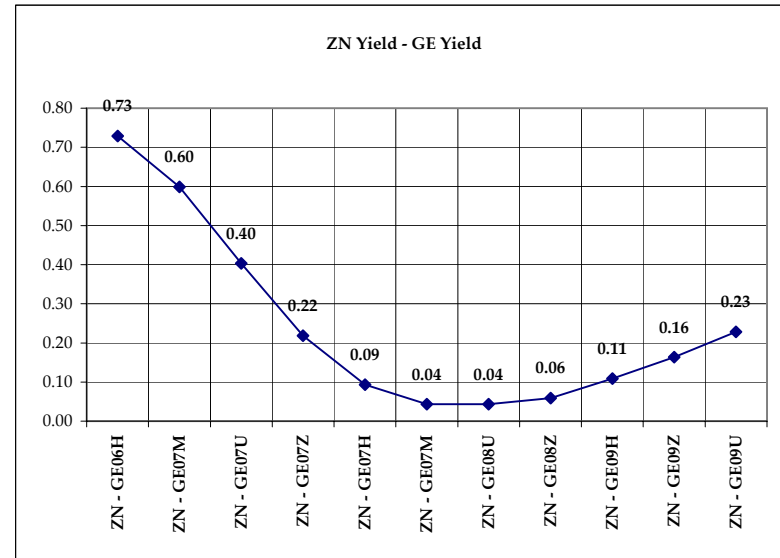
Dirty TED: ZN vs Eurodollar Contracts

ZN			
	Spread Price	Spread Yield	Spread Name
F.EDAM07	13.43	0.73	ZN - GE06H
F.EDAU07	13.30	0.60	ZN - GE07M
F.EDAZ07	13.11	0.40	ZN - GE07U
F.EDAH08	12.92	0.22	ZN - GE07Z
F.EDAM08	12.80	0.09	ZN - GE07H
F.EDAU08	12.75	0.04	ZN - GE07M
F.EDAZ08	12.75	0.04	ZN - GE08U
F.EDAH09	12.76	0.06	ZN - GE08Z
F.EDAM09	12.81	0.11	ZN - GE09H
F.EDAU09	12.87	0.16	ZN - GE09Z
F.EDAZ09	12.93	0.23	ZN - GE09U
F.EDAH10	12.97	0.27	ZN - GE09U

Price = Outright Decimal Price - Euro Contract Price
 Yield = ABS(Proxy Yield - Implied Euro Contract yield)

	GE Duration as Fraction of year	ZN Duration	Spread Duration	
F.EDAM07	0.145	5.83	5.68	ZN - GE06H
F.EDAU07	0.394	5.83	5.43	ZN - GE07M
F.EDAZ07	0.643	5.83	5.18	ZN - GE07U
F.EDAH08	0.893	5.83	4.93	ZN - GE07Z
F.EDAM08	1.142	5.83	4.68	ZN - GE07H
F.EDAU08	1.391	5.83	4.43	ZN - GE07M
F.EDAZ08	1.640	5.83	4.19	ZN - GE08U
F.EDAH09	1.890	5.83	3.94	ZN - GE08Z
F.EDAM09	2.139	5.83	3.69	ZN - GE09H
F.EDAU09	2.388	5.83	3.44	ZN - GE09Z
F.EDAZ09	2.638	5.83	3.19	ZN - GE09U
F.EDAH10	2.887	5.83	2.94	ZN - GE09U

The farther away from 0 the spread duration is the riskier the trade.



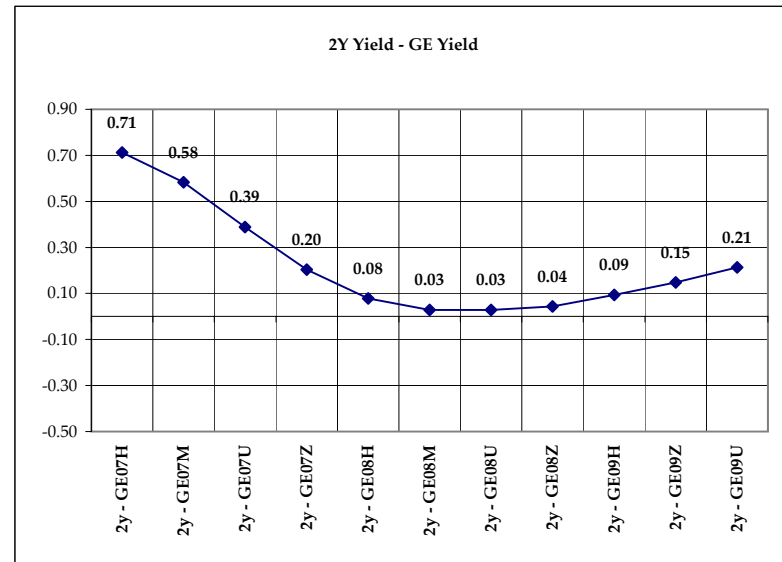
TERM TED: 2y vs Eurodollar Contracts

	2y		
	Spread Price	Spread Yield	Spread Name
F.EDAM07	5.11	0.71	2y - GE07H
F.EDAU07	4.98	0.58	2y - GE07M
F.EDAZ07	4.78	0.39	2y - GE07U
F.EDAH08	4.60	0.20	2y - GE07Z
F.EDAM08	4.47	0.08	2y - GE08H
F.EDAU08	4.42	0.03	2y - GE08M
F.EDAZ08	4.42	0.03	2y - GE08U
F.EDAH09	4.44	0.04	2y - GE08Z
F.EDAM09	4.49	0.09	2y - GE09H
F.EDAU09	4.54	0.15	2y - GE09Z
F.EDAZ09	4.61	0.21	2y - GE09U
F.EDAH10	4.65	0.25	2y - GE09U

Price = Outright Decimal Price - Euro Contract Price
 Yield = ABS(Cash Yield - Implied Euro Contract yield)

	GE Duration as Fraction of year	2Y Duration	Spread Duration	
F.EDAM07	0.145	1.86	1.71	2y - GE07H
F.EDAU07	0.394	1.86	1.46	2y - GE07M
F.EDAZ07	0.643	1.86	1.21	2y - GE07U
F.EDAH08	0.893	1.86	0.97	2y - GE07Z
F.EDAM08	1.142	1.86	0.72	2y - GE08H
F.EDAU08	1.391	1.86	0.47	2y - GE08M
F.EDAZ08	1.640	1.86	0.22	2y - GE08U
F.EDAH09	1.890	1.86	(0.03)	2y - GE08Z
F.EDAM09	2.139	1.86	(0.28)	2y - GE09H
F.EDAU09	2.388	1.86	(0.53)	2y - GE09Z
F.EDAZ09	2.638	1.86	(0.78)	2y - GE09U
F.EDAH10	2.887	1.86	(1.03)	2y - GE09U

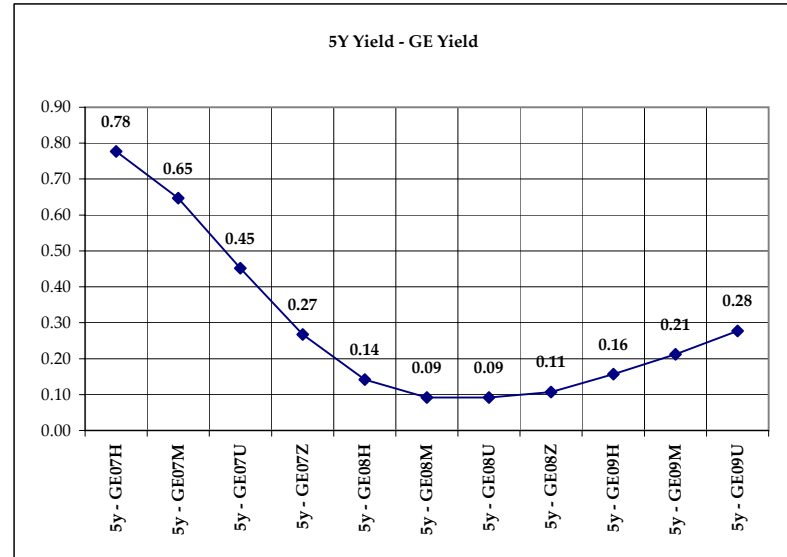
The farther away from 0 the spread duration is the riskier the trade.



TERM TED: 5y vs Eurodollar Contracts

5y			
	Spread Price	Spread Yield	Spread Name
F.EDAM07	5.11	0.78	5y - GE07H
F.EDAU07	4.98	0.65	5y - GE07M
F.EDAZ07	4.78	0.45	5y - GE07U
F.EDAH08	4.60	0.27	5y - GE07Z
F.EDAM08	4.47	0.14	5y - GE08H
F.EDAU08	4.42	0.09	5y - GE08M
F.EDAZ08	4.42	0.09	5y - GE08U
F.EDAH09	4.44	0.11	5y - GE08Z
F.EDAM09	4.49	0.16	5y - GE09H
F.EDAU09	4.54	0.21	5y - GE09M
F.EDAZ09	4.61	0.28	5y - GE09U
F.EDAH10	4.65	0.32	5y - GE09U

Price = Outright Decimal Price - Euro Contract Price
 Yield = ABS(Cash Yield - Implied Euro Contract yield)



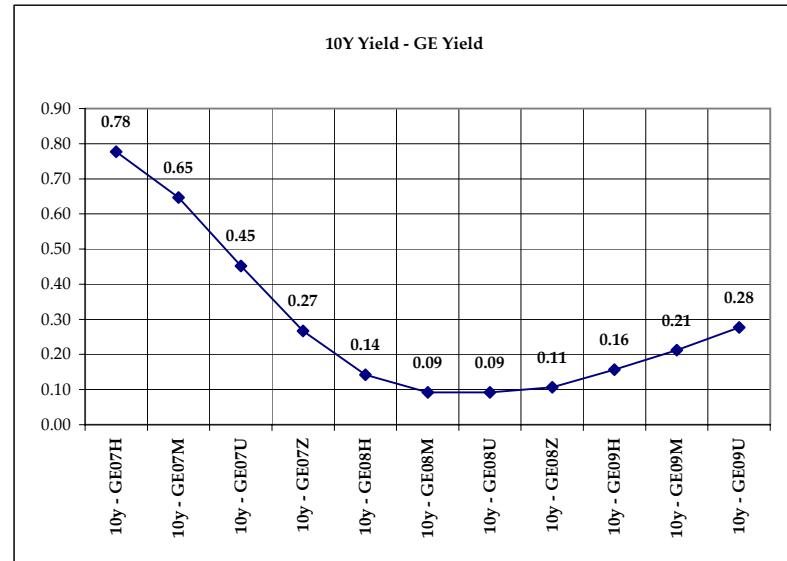
	GE Duration as Fraction of year	5Y Duration	Spread Duration	
F.EDAM07	0.145	4.36	4.21	5y - GE07H
F.EDAU07	0.394	4.36	3.97	5y - GE07M
F.EDAZ07	0.643	4.36	3.72	5y - GE07U
F.EDAH08	0.893	4.36	3.47	5y - GE07Z
F.EDAM08	1.142	4.36	3.22	5y - GE08H
F.EDAU08	1.391	4.36	2.97	5y - GE08M
F.EDAZ08	1.640	4.36	2.72	5y - GE08U
F.EDAH09	1.890	4.36	2.47	5y - GE08Z
F.EDAM09	2.139	4.36	2.22	5y - GE09H
F.EDAU09	2.388	4.36	1.97	5y - GE09M
F.EDAZ09	2.638	4.36	1.72	5y - GE09U
F.EDAH10	2.887	4.36	1.47	5y - GE09U

The farther away from 0 the spread duration is the riskier the trade.

TERM TED: 10y vs Eurodollar Contracts

	10y		
	Spread Price	Spread Yield	Spread Name
F.EDAM07	5.11	0.78	10y - GE07H
F.EDAU07	4.98	0.65	10y - GE07M
F.EDAZ07	4.78	0.45	10y - GE07U
F.EDAH08	4.60	0.27	10y - GE07Z
F.EDAM08	4.47	0.14	10y - GE08H
F.EDAU08	4.42	0.09	10y - GE08M
F.EDAZ08	4.42	0.09	10y - GE08U
F.EDAH09	4.44	0.11	10y - GE08Z
F.EDAM09	4.49	0.16	10y - GE09H
F.EDAU09	4.54	0.21	10y - GE09M
F.EDAZ09	4.61	0.28	10y - GE09U
F.EDAH10	4.65	0.32	10y - GE09U

Price = Outright Decimal Price - Euro Contract Price
 Yield = ABS(Cash Yield - Implied Euro Contract yield)



	GE Duration as Fraction of year	10Y Duration	Spread Duration	
F.EDAM07	0.145	7.74	7.60	10y - GE07H
F.EDAU07	0.394	7.74	7.35	10y - GE07M
F.EDAZ07	0.643	7.74	7.10	10y - GE07U
F.EDAH08	0.893	7.74	6.85	10y - GE07Z
F.EDAM08	1.142	7.74	6.60	10y - GE08H
F.EDAU08	1.391	7.74	6.35	10y - GE08M
F.EDAZ08	1.640	7.74	6.10	10y - GE08U
F.EDAH09	1.890	7.74	5.85	10y - GE08Z
F.EDAM09	2.139	7.74	5.60	10y - GE09H
F.EDAU09	2.388	7.74	5.35	10y - GE09M
F.EDAZ09	2.638	7.74	5.10	10y - GE09U
F.EDAH10	2.887	7.74	4.85	10y - GE09U

The farther away from 0 the spread duration is the riskier the trade.