

## The Morning Email: Global Economic Releases, Speakers & Events

### Table of Contents

- Pg 1 United States: Economic Releases
- Pg 2 United States: Speakers & Events
- Pg 3 Europe: Economic releases, 1
- Pg 4 Europe: Economic releases, 2
- Pg 5 Europe: Speakers & Events
- Pg 6 Pacific Rim & Asia: Speakers, Events & Econ Releases, 1
- Pg 7 Pacific Rim & Asia: Speakers, Events & Econ releases, 2

Want something added? Let me know: [jgoulding@ghco.com](mailto:jgoulding@ghco.com)

**Disclaimer:** All information within this newsletter is meant for internal use at GH Trader's LLC, only. All information has been recorded to the best of my ability. This material is based upon information that I consider reliable, but I do not represent that it is accurate or complete.

United States: Economic Releases from



&



[US](#)

Fed Senior Loan Officer Survey

[Data...](#)

08:30 [Import Price Index](#)

**Jul EST +1.8%** Vs Prev's +1.0%  
Cons: +1.0% , Range: (+0.2% to +2.3%)

[Market Updates](#)  
[Commentaries](#)

11:00 POSSIBLE: Treasury may announce a short-term CMB.

11:15 Freddie Mac will auction \$1.0 bln 3-year notes.

14:00 Treasury Statement

**Jul EST -35.0B** Vs Prev's +\$27.5B  
Cons: -\$34.5B , Range: (-\$60.0B to -\$17.6B)

a.m. Freddie Mac will announce 3- and 6-month bills.

United States: Speakers & Events from



DATE


GMT/EST

EVENT

---

DATE	GMT/EST	EVENT
------	---------	-------



Europe: Economic Releases *from*
**Euroland**

09:00 IEA to publish its monthly Oil Market Report.

11:00 Euro-Zone OECD Leading Indicator

**Jun** DUE Vs Prev's 107.6  
 Cons: n.a.

[Market Updates](#)  
[Commentaries](#)
**Germany**

11:00 German OECD Leading Indicator


**Jun** DUE Vs Prev's 115.9  
 Cons: n.a.

[Market Updates](#)  
[Commentaries](#)
**France**

07:45 Government Budget Deficit (EUR bln ytd)

**Jun** DUE Vs Prev's -49.6  
 Cons: n.a.

[Market Updates](#)  
[Commentaries](#)
[Data...](#)07:45 **Mfg Production (mom/yoy)**
**Jun** DUE Vs Prev's 0.1/-0.8  
 Cons: 0.6/0.3
[Data...](#)07:45 **Industrial Production (mom/yoy)**
**Jun** DUE Vs Prev's 0.4/-0.3  
 Cons: 0.4/0.3

Europe: Economic releases *from*

&amp;


[Italy](#)

<a href="#">Data...</a>	09:00 <a href="#">Preliminary GDP (%qoq/%yoy)</a>	DUE Vs Prev's 0.3/2.3f Cons: 0.4/2.1	<a href="#">Market Updates Commentaries</a>
	09:00 Final CPI (EU-harm, %mom/yoy)	<b>Jul</b> DUE Vs Prev's -0.4/1.9f Cons: -0.4/1.9	
	09:00 Final CPI (NIC, %mom/yoy)	<b>Jul</b> DUE Vs Prev's 0.2/1.6f Cons: 0.2/1.6	

[Denmark](#)

	08:30 Danish CPI (HICP, %mom/yoy)	<b>Jul</b> DUE Vs Prev's -0.2/1.3 Cons: -0.2/1.4	<a href="#">Market Updates Commentaries</a>
--	-----------------------------------	---	---


[Spain](#)

	08:00 CPI Rate (%mom/yoy)	<b>Jul</b> DUE Vs Prev's 0.2/2.4 Cons: -0.7/2.3	<a href="#">Market Updates Commentaries</a>
	08:00 Core CPI Rate (%mom/yoy)	<b>Jul</b> DUE Vs Prev's 0.1/2.4 Cons: -1.0/2.3	
	08:00 CPI Rate (EU Harmonised, %mom/yoy)	<b>Jul</b> DUE Vs Prev's 0.2/2.3f Cons: -0.7/2.3	

Europe: Speakers & Events *from*



DATE	GMT/EST	EVENT
------	---------	-------

Pacific Rim & Asia: Speakers, Events & Econ releases *from*


And


I • [Japan](#)

Extra Ord Diet session end		<a href="#">Market Updates Commentaries</a>
13:30 <a href="#">Capacity Utilisation (YoY)</a>	Jun DUE Vs Prev's 0.5%	
13:30 <a href="#">Industrial Prod (rev MoM)</a>	Jun DUE Vs Prev's 1.2%	
13:30 <a href="#">Corporate Bankruptcies</a>	Jul DUE Vs Prev's 6.7%	
14:00 <a href="#">Consumer Confidence</a>	Jul DUE Vs Prev's 45.0%	
8:50 <a href="#">CGPI (YoY)</a>	Jul DUE Vs Prev's 2.3% Cons: 2.1% , Range: ( 1.5% to 2.5%)	

## SE Asia

<a href="#">Singapore GDP (YoY)</a>	DUE Vs Prev's 6.1%	<a href="#">Market Updates Commentaries</a>
-------------------------------------	--------------------	---

## China

10 am PPI (YoY%/YTD YoY%)	Jul/YTD DUE Vs Prev's 2.5%/2.8%	<a href="#">Market Updates Commentaries</a>
pm Trade Balance (\$ bln/YTD)	Jul/YTD DUE Vs Prev's 26.91/112.8	
pm Money Supply (M2) (YoY%)	Jul/YTD DUE Vs Prev's 17.1%	
pm New Loans (bln yuan)	Jul/YTD DUE Vs Prev's 451.5/2543	
pm Actual FDI (\$ bln/YTD YoY%)	Jul/YTD DUE Vs Prev's 6.63/12.2%	

Pacific Rim & Asia: Speakers, Events & Econ releases *from*



*And*



DATE

GMT/EDT

EVENT

-----