

12/31/2007 7:22

**The Morning Email: Commitment of Traders (CoT) & Dealer Positions (DP)**

**Table of Contents**

- Pg 1** Energy: NYMEX
- Pg 2** CBOT: Financial Futures
- Pg 3** CME: Eurodollars
- Pg 4** Dealer Positions

Want something added? Let me know: [jgoulding@ghco.com](mailto:jgoulding@ghco.com)

**Disclaimer:** All information within this newsletter is meant for internal use at GH Trader's LLC, only. All information has been recorded to the best of my ability. This material is based upon information that I consider reliable, but I do not represent that it is accurate or complete.

Current Positions										
	Small Spec			Large Spec			Commercials (Hedgers)			
	Long	Short	Net	Long	Short	Net	Long	Short	Net	
Crude Oil ^	86,802	84,942	1,860	255,244	128,944	126,300	1,433,520	1,561,680	(128,160)	Crude Oil
Heating Oil	33,091	30,275	2,816	37,859	8,959	28,900	135,047	166,764	(31,717)	Heating Oil
Unleaded Gas	26,732	21,225	5,507	55,619	9,186	46,433	130,097	182,036	(51,939)	Unleaded Gas
Natural Gas	63,313	36,877	26,436	89,391	202,444	(113,053)	652,443	565,827	86,616	Natural Gas

^ Light Sweet

	WoW^Position Change			as of
	Sml Spec	Lrg Spec	Comm	
	Net	Net	Net	
Crude Oil	642	100,476	(101,117)	12/24/2007
Heating Oil	(663)	(14,894)	15,555	
Unleaded Gas	(19,835)	148,228	(128,392)	
Natural Gas	24,576	(239,353)	214,776	

^Week over Week

Current Positions										
Small Spec			Large Spec			Commercials (Hedgers)				
	Long	Short	Net	Long	Short	Net	Long	Short	Net	
ZF	223,634	225,168	(1,534)	376,382	440,084	(63,702)	1,308,787	1,243,551	65,236	ZF
ZN	303,058	383,420	(80,362)	625,146	351,709	273,437	1,549,506	1,742,581	(193,075)	ZN
ZB	146,016	157,764	(11,748)	144,080	159,489	(15,409)	699,331	672,175	27,156	ZB

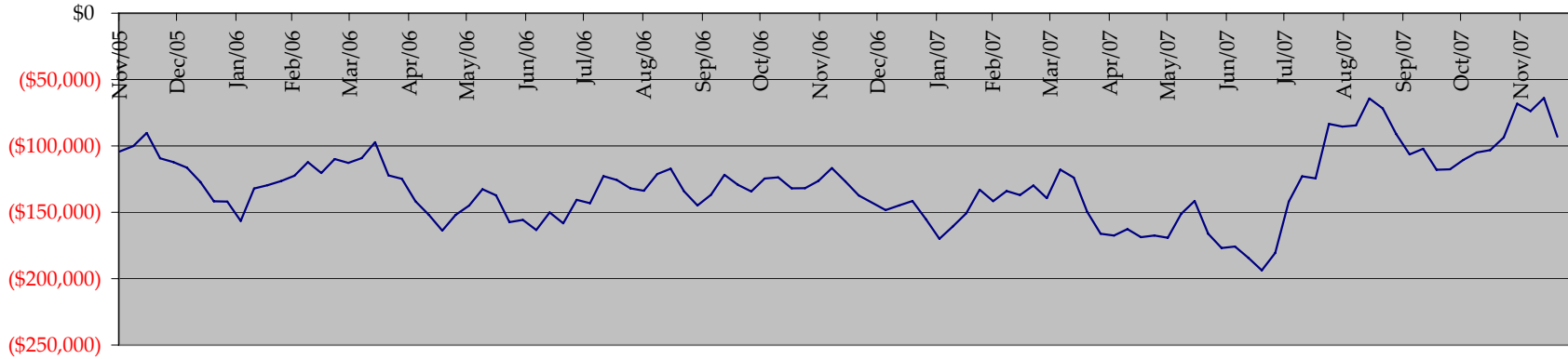
WoW^ Position Change				
	Sml Spec	Lrg Spec	Comm	
	Net	Net	Net	As of
ZF	(30,121)	57,885	(27,764)	12/24/2007
ZN	(2,684)	(69,133)	71,817	
ZB	981	5,110	(6,092)	

^WoW = Week over week

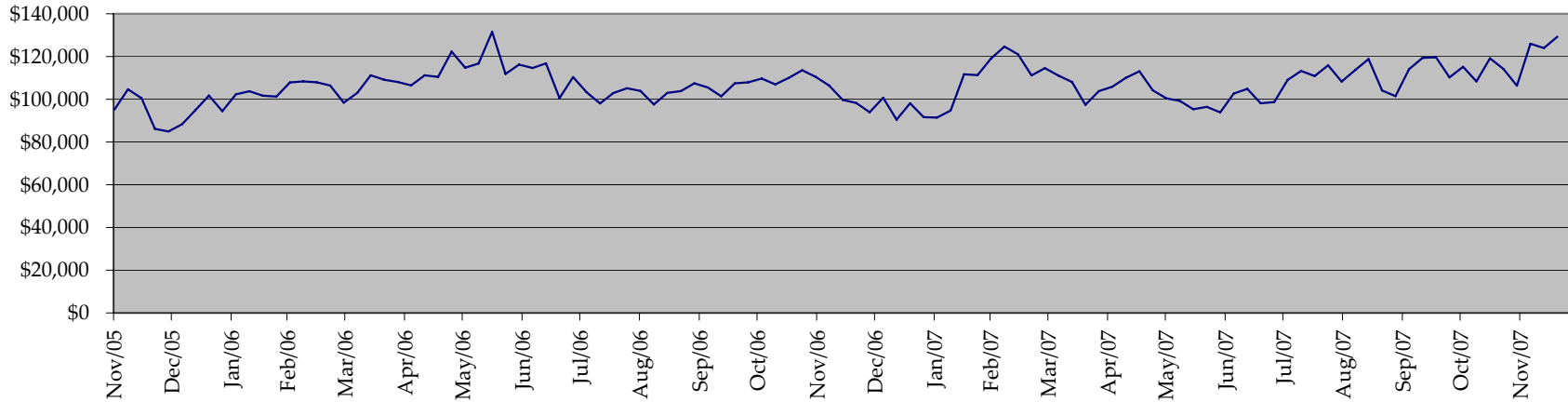
Current Positions								
Small Spec			Large Spec			Commercials		
Long	Short	Net	Long	Short	Net	Long	Short	Net
1,300,956	1,242,284	58,672	1,036,426	361,968	674,458	8,235,171	8,968,301	(733,130)

As of	Week over Week Change		
	Sm Spec	Lg Spec	Commrcl
12/24/2007	(16,755)	(24,951)	41,705

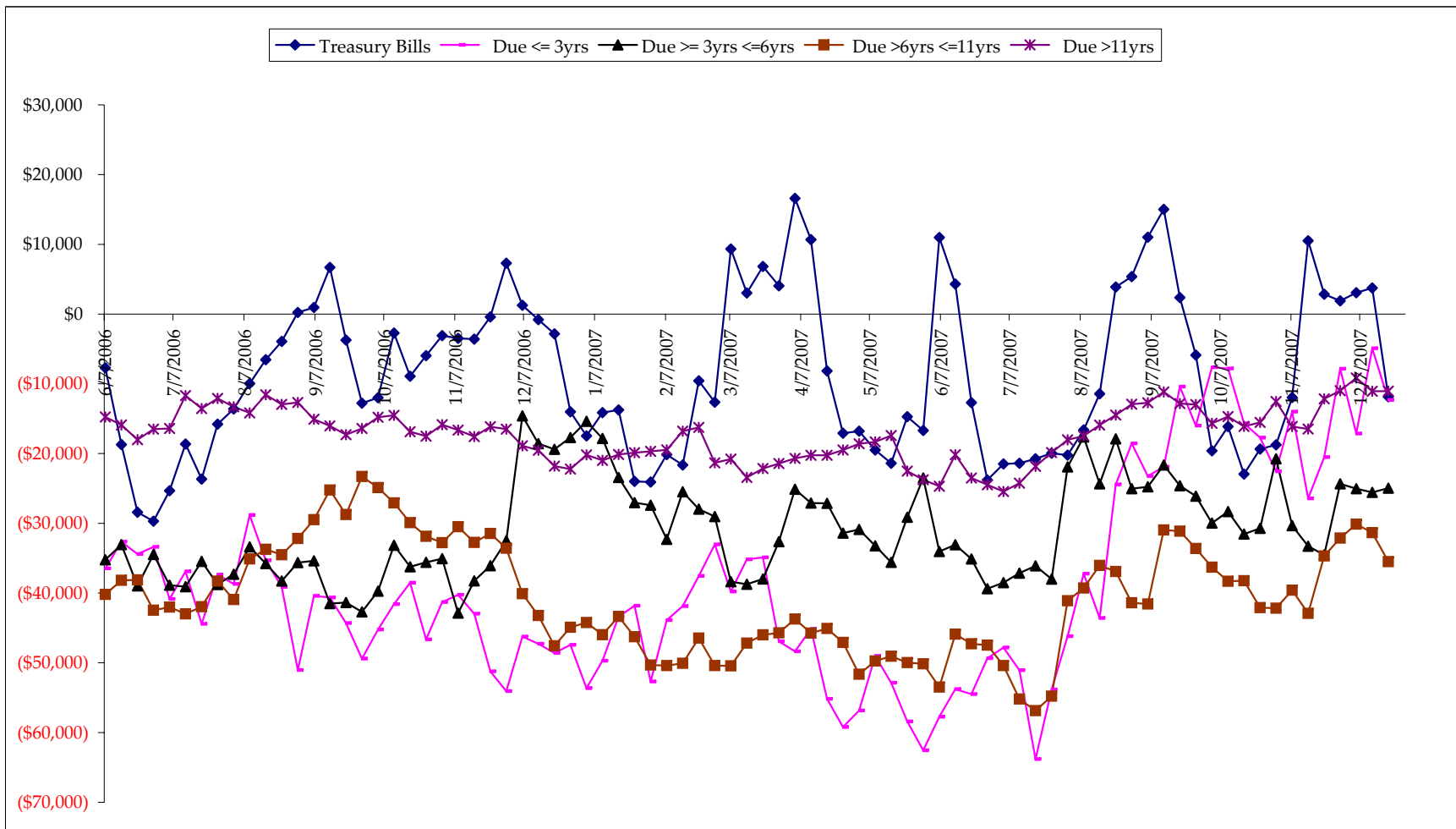
Outright Position: All Maturities, Coupons - (\$mln)



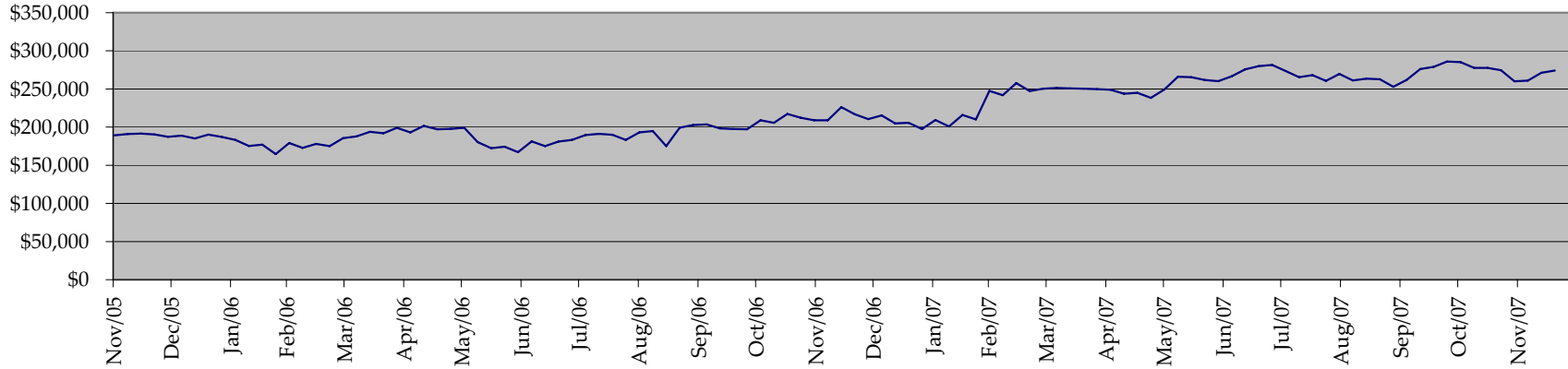
Fed Agency & GSA Position: Coupons - (\$mln)



Treasury Coupon Positions by Maturity



Total Corporate Position - (\$mln)



Total Mortgage Position - (\$mln)

