

Morning Email: TERM TEDS & Dirty TEDS

Table of Contents

- Pg1 Overview and hedges
- Pg2 Dirty TED: ZT vs Eurodollar Contracts
- Pg3 Dirty TED: ZF vs Eurodollar Contracts
- Pg4 Dirty TED: ZN vs Eurodollar Contracts
- Pg5 TERM TED: 2y vs Eurodollar Contracts
- Pg6 TERM TED: 5y vs Eurodollar Contracts
- Pg7 TERM TED: 10y vs Eurodollar Contracts

Rotate Me

		F.I. Futures and Cash			
		Last Decimal	Last 32	Last Yield*	**MDuration
Blank	ZT	101.8906	101.285	4.868	1.73
	ZF	104.9531	104.305	4.709	3.77
	ZN	107.3906	107.125	4.732	5.69
	2y	99.797	99.2550	4.854	1.85
	5y	99.616	99.1970	4.712	4.32
	10y	99.266	99.0850	4.718	7.89

*Futures use CTD for Last Yield

**Mduration = Modified Macaulay Duration

		Eurodollars (ED)					
		Last Price	Last Imp Yield	Days til Expr.	Fraction of year	Month	
	F.EDAH07	94.638	5.363	24	0.065	MAR	} White Pack
	F.EDAM07	94.660	5.340	115	0.314	JUN	
	F.EDAU07	94.750	5.250	206	0.564	SEP	
	F.EDAZ07	94.895	5.105	297	0.813	DEC	} Red Pack
	F.EDAH08	95.010	4.990	388	1.062	MAR	
	F.EDAM08	95.070	4.930	479	1.312	JUN	
	F.EDAU08	95.110	4.890	570	1.561	SEP	
	F.EDAZ08	95.125	4.875	661	1.810	DEC	} Green Pack
	F.EDAH09	95.125	4.875	752	2.060	MAR	
	F.EDAM09	95.105	4.895	843	2.309	JUN	
	F.EDAU09	95.080	4.920	934	2.558	SEP	
	F.EDAZ09	95.040	4.960	1025	2.808	DEC	

How many ways can you hedge the TED? Let me count...there's lots and lots, like:

- 1 Regression
 - 2 Engineered
 - 3 Strip with and without Stubs
 - 4 Convexity Bias
 - 5 Weighted
 - 6 Unweighted
- and more...

Most of us are interested in the *unweighted hedge* which is simply a curve trade hedge. There are so many ways to hedge the TED trade that I can't possibly list them all.

If you email me and ask for a specific hedge, I'll get it to you.

jgoulding@ghco.com

Eurodollar Color Codes for Individual Year Strips:

Color	Year	Contracts
White	One	1 – 4
Red	Two	5 – 8
Green	Three	9 – 12
Blue	Four	13 – 16
Gold	Five	17 – 20
Purple	Six	21 – 24
Orange	Seven	25 – 28
Pink	Eight	29 – 32
Silver	Nine	33 – 36
Copper	Ten	37 – 40

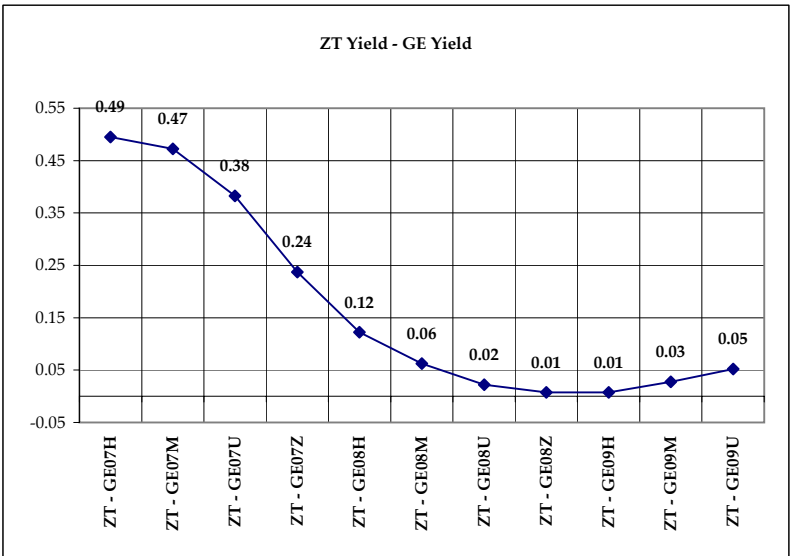
..

Dirty TED: ZT vs Eurodollar Contracts

ZT			
	Spread Price	Spread Yield	Spread Name
F.EDAH07	7.253	0.49	ZT - GE07H
F.EDAM07	7.231	0.47	ZT - GE07M
F.EDAU07	7.141	0.38	ZT - GE07U
F.EDAZ07	6.996	0.24	ZT - GE07Z
F.EDAH08	6.881	0.12	ZT - GE08H
F.EDAM08	6.821	0.06	ZT - GE08M
F.EDAU08	6.781	0.02	ZT - GE08U
F.EDAZ08	6.766	0.01	ZT - GE08Z
F.EDAH09	6.766	0.01	ZT - GE09H
F.EDAM09	6.786	0.03	ZT - GE09M
F.EDAU09	6.811	0.05	ZT - GE09U
F.EDAZ09	6.851	0.09	ZT - GE09Z

Price = Outright Decimal Price - Euro Contract Price

Yield = ABS(Proxy Yield - Implied Euro Contract yield)



	GE Duration as Fraction of year	ZT Duration	Spread Duration	
F.EDAH07	0.065	1.73	1.67	ZT - GE07H
F.EDAM07	0.314	1.73	1.42	ZT - GE07M
F.EDAU07	0.564	1.73	1.17	ZT - GE07U
F.EDAZ07	0.813	1.73	0.92	ZT - GE07Z
F.EDAH08	1.062	1.73	0.67	ZT - GE08H
F.EDAM08	1.312	1.73	0.42	ZT - GE08M
F.EDAU08	1.561	1.73	0.17	ZT - GE08U
F.EDAZ08	1.810	1.73	(0.08)	ZT - GE08Z
F.EDAH09	2.060	1.73	(0.33)	ZT - GE09H
F.EDAM09	2.309	1.73	(0.58)	ZT - GE09M
F.EDAU09	2.558	1.73	(0.83)	ZT - GE09U
F.EDAZ09	2.808	1.73	(1.08)	ZT - GE09Z

The farther away from 0 the spread duration is the riskier the trade.

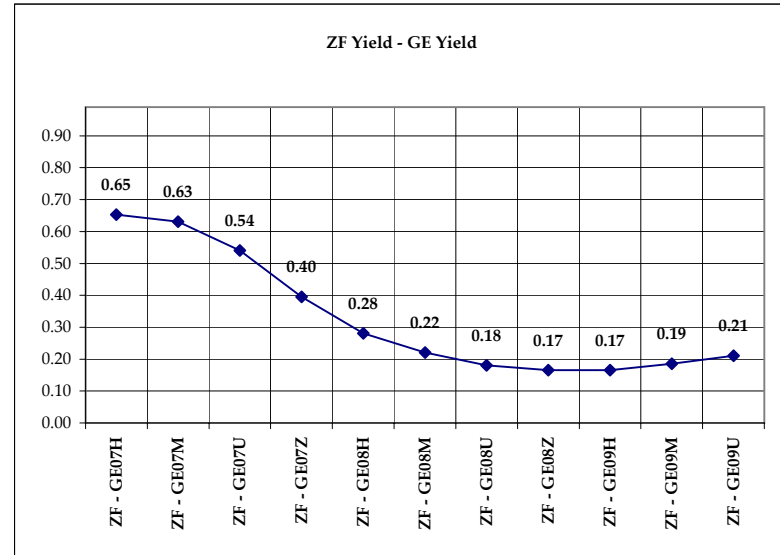
Dirty TED: ZF vs Eurodollar Contracts

ZF			
	Spread Price	Spread Yield	Spread Name
F.EDAH07	10.32	0.65	ZF - GE07H
F.EDAM07	10.29	0.63	ZF - GE07M
F.EDAU07	10.20	0.54	ZF - GE07U
F.EDAZ07	10.06	0.40	ZF - GE07Z
F.EDAH08	9.94	0.28	ZF - GE08H
F.EDAM08	9.88	0.22	ZF - GE08M
F.EDAU08	9.84	0.18	ZF - GE08U
F.EDAZ08	9.83	0.17	ZF - GE08Z
F.EDAH09	9.83	0.17	ZF - GE09H
F.EDAM09	9.85	0.19	ZF - GE09M
F.EDAU09	9.87	0.21	ZF - GE09U
F.EDAZ09	9.91	0.25	ZF - GE09U

Price = Outright Decimal Price - Euro Contract Price
 Yield = ABS(Proxy Yield - Implied Euro Contract yield)

	GE Duration as Fraction of year	ZF Duration	Spread Duration	
F.EDAH07	0.065	3.77	3.70	ZF - GE07H
F.EDAM07	0.314	3.77	3.45	ZF - GE07M
F.EDAU07	0.564	3.77	3.20	ZF - GE07U
F.EDAZ07	0.813	3.77	2.95	ZF - GE07Z
F.EDAH08	1.062	3.77	2.70	ZF - GE08H
F.EDAM08	1.312	3.77	2.45	ZF - GE08M
F.EDAU08	1.561	3.77	2.20	ZF - GE08U
F.EDAZ08	1.810	3.77	1.96	ZF - GE08Z
F.EDAH09	2.060	3.77	1.71	ZF - GE09H
F.EDAM09	2.309	3.77	1.46	ZF - GE09M
F.EDAU09	2.558	3.77	1.21	ZF - GE09U
F.EDAZ09	2.808	3.77	0.96	ZF - GE09U

The farther away from 0 the spread duration is the riskier the trade.



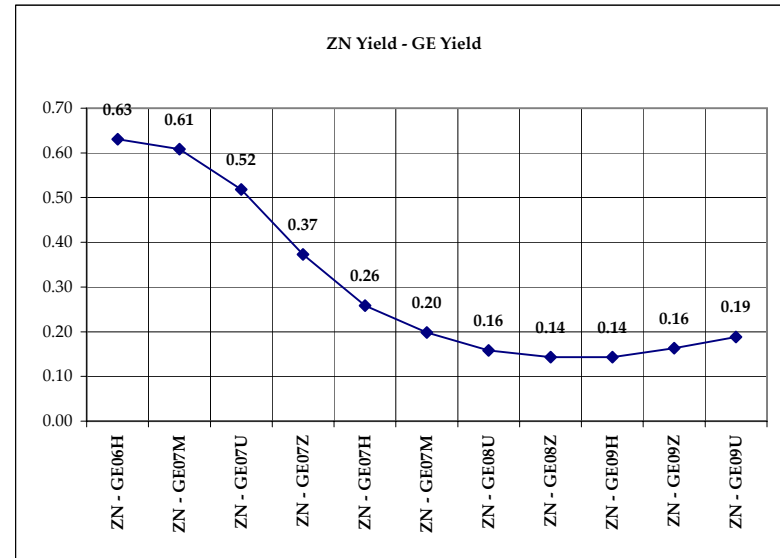
Dirty TED: ZN vs Eurodollar Contracts

ZN			
	Spread Price	Spread Yield	Spread Name
F.EDAH07	12.75	0.63	ZN - GE06H
F.EDAM07	12.73	0.61	ZN - GE07M
F.EDAU07	12.64	0.52	ZN - GE07U
F.EDAZ07	12.50	0.37	ZN - GE07Z
F.EDAH08	12.38	0.26	ZN - GE07H
F.EDAM08	12.32	0.20	ZN - GE07M
F.EDAU08	12.28	0.16	ZN - GE08U
F.EDAZ08	12.27	0.14	ZN - GE08Z
F.EDAH09	12.27	0.14	ZN - GE09H
F.EDAM09	12.29	0.16	ZN - GE09Z
F.EDAU09	12.31	0.19	ZN - GE09U
F.EDAZ09	12.35	0.23	ZN - GE09U

Price = Outright Decimal Price - Euro Contract Price
 Yield = ABS(Proxy Yield - Implied Euro Contract yield)

	GE Duration as Fraction of year	ZN Duration	Spread Duration	
F.EDAH07	0.065	5.69	5.63	ZN - GE06H
F.EDAM07	0.314	5.69	5.38	ZN - GE07M
F.EDAU07	0.564	5.69	5.13	ZN - GE07U
F.EDAZ07	0.813	5.69	4.88	ZN - GE07Z
F.EDAH08	1.062	5.69	4.63	ZN - GE07H
F.EDAM08	1.312	5.69	4.38	ZN - GE07M
F.EDAU08	1.561	5.69	4.13	ZN - GE08U
F.EDAZ08	1.810	5.69	3.88	ZN - GE08Z
F.EDAH09	2.060	5.69	3.63	ZN - GE09H
F.EDAM09	2.309	5.69	3.38	ZN - GE09Z
F.EDAU09	2.558	5.69	3.13	ZN - GE09U
F.EDAZ09	2.808	5.69	2.89	ZN - GE09U

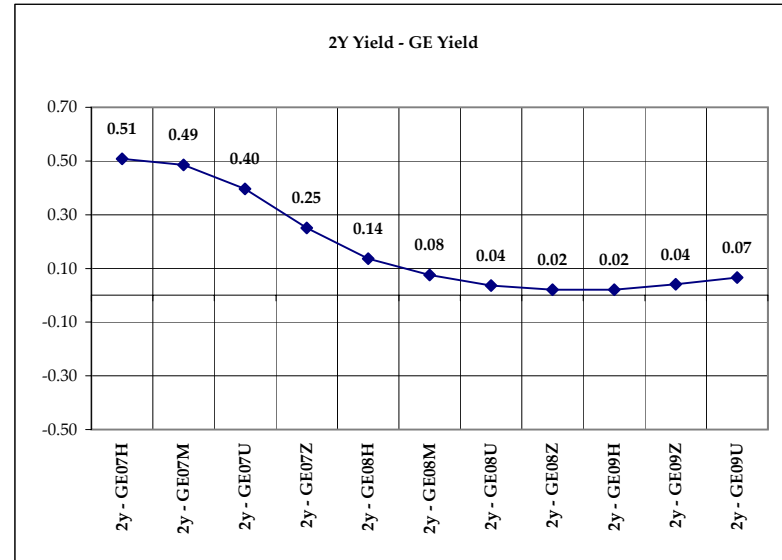
The farther away from 0 the spread duration is the riskier the trade.



TERM TED: 2y vs Eurodollar Contracts

	2y		
	Spread Price	Spread Yield	Spread Name
F.EDAH07	5.16	0.51	2y - GE07H
F.EDAM07	5.14	0.49	2y - GE07M
F.EDAU07	5.05	0.40	2y - GE07U
F.EDAZ07	4.90	0.25	2y - GE07Z
F.EDAH08	4.79	0.14	2y - GE08H
F.EDAM08	4.73	0.08	2y - GE08M
F.EDAU08	4.69	0.04	2y - GE08U
F.EDAZ08	4.67	0.02	2y - GE08Z
F.EDAH09	4.67	0.02	2y - GE09H
F.EDAM09	4.69	0.04	2y - GE09Z
F.EDAU09	4.72	0.07	2y - GE09U
F.EDAZ09	4.76	0.11	2y - GE09U

Price = Outright Decimal Price - Euro Contract Price
 Yield = ABS(Cash Yield - Implied Euro Contract yield)



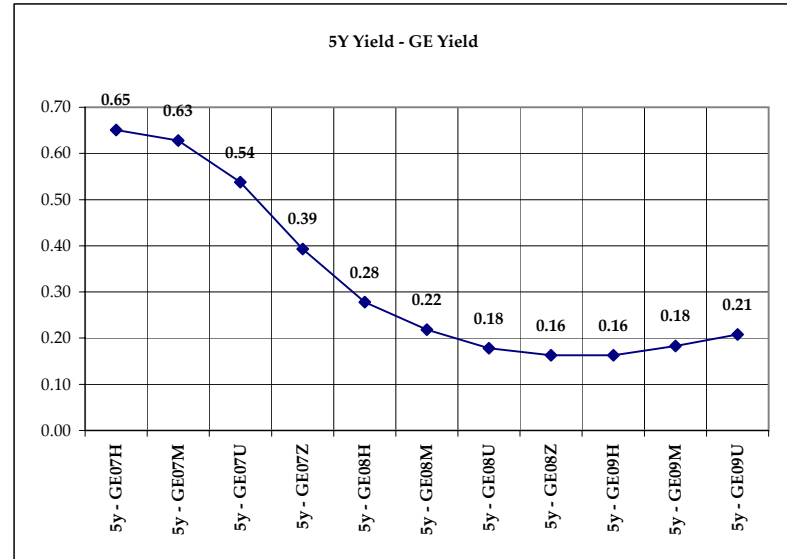
	GE Duration as Fraction of year	2Y Duration	Spread Duration	
F.EDAH07	0.065	1.85	1.78	2y - GE07H
F.EDAM07	0.314	1.85	1.53	2y - GE07M
F.EDAU07	0.564	1.85	1.28	2y - GE07U
F.EDAZ07	0.813	1.85	1.04	2y - GE07Z
F.EDAH08	1.062	1.85	0.79	2y - GE08H
F.EDAM08	1.312	1.85	0.54	2y - GE08M
F.EDAU08	1.561	1.85	0.29	2y - GE08U
F.EDAZ08	1.810	1.85	0.04	2y - GE08Z
F.EDAH09	2.060	1.85	(0.21)	2y - GE09H
F.EDAM09	2.309	1.85	(0.46)	2y - GE09Z
F.EDAU09	2.558	1.85	(0.71)	2y - GE09U
F.EDAZ09	2.808	1.85	(0.96)	2y - GE09U

The farther away from 0 the spread duration is the riskier the trade.

TERM TED: 5y vs Eurodollar Contracts

	5y		
	Spread Price	Spread Yield	Spread Name
F.EDAH07	4.98	0.65	5y - GE07H
F.EDAM07	4.96	0.63	5y - GE07M
F.EDAU07	4.87	0.54	5y - GE07U
F.EDAZ07	4.72	0.39	5y - GE07Z
F.EDAH08	4.61	0.28	5y - GE08H
F.EDAM08	4.55	0.22	5y - GE08M
F.EDAU08	4.51	0.18	5y - GE08U
F.EDAZ08	4.49	0.16	5y - GE08Z
F.EDAH09	4.49	0.16	5y - GE09H
F.EDAM09	4.51	0.18	5y - GE09M
F.EDAU09	4.54	0.21	5y - GE09U
F.EDAZ09	4.58	0.25	5y - GE09U

Price = Outright Decimal Price - Euro Contract Price
 Yield = ABS(Cash Yield - Implied Euro Contract yield)



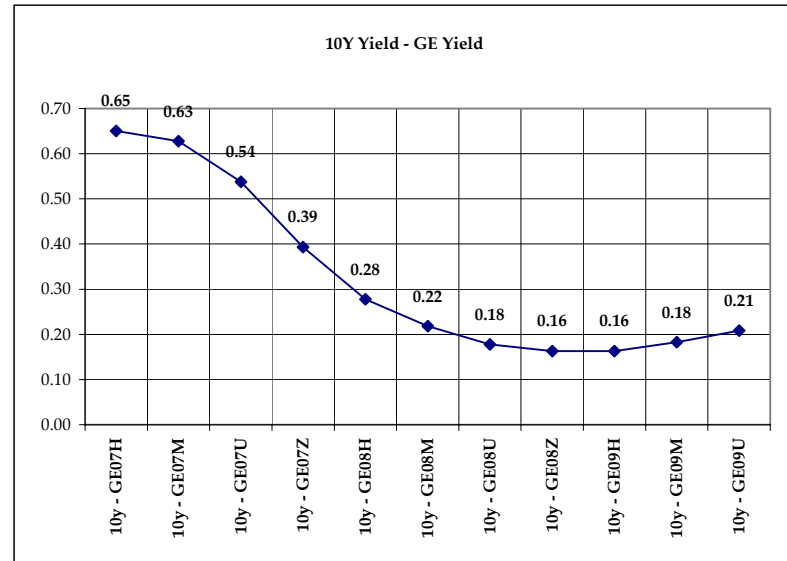
	GE Duration as Fraction of year	5Y Duration	Spread Duration	
F.EDAH07	0.065	4.32	4.26	5y - GE07H
F.EDAM07	0.314	4.32	4.01	5y - GE07M
F.EDAU07	0.564	4.32	3.76	5y - GE07U
F.EDAZ07	0.813	4.32	3.51	5y - GE07Z
F.EDAH08	1.062	4.32	3.26	5y - GE08H
F.EDAM08	1.312	4.32	3.01	5y - GE08M
F.EDAU08	1.561	4.32	2.76	5y - GE08U
F.EDAZ08	1.810	4.32	2.51	5y - GE08Z
F.EDAH09	2.060	4.32	2.26	5y - GE09H
F.EDAM09	2.309	4.32	2.01	5y - GE09M
F.EDAU09	2.558	4.32	1.76	5y - GE09U
F.EDAZ09	2.808	4.32	1.51	5y - GE09U

The farther away from 0 the spread duration is the riskier the trade.

TERM TED: 10y vs Eurodollar Contracts

	10y		
	Spread Price	Spread Yield	Spread Name
F.EDAH07	4.98	0.65	10y - GE07H
F.EDAM07	4.96	0.63	10y - GE07M
F.EDAU07	4.87	0.54	10y - GE07U
F.EDAZ07	4.72	0.39	10y - GE07Z
F.EDAH08	4.61	0.28	10y - GE08H
F.EDAM08	4.55	0.22	10y - GE08M
F.EDAU08	4.51	0.18	10y - GE08U
F.EDAZ08	4.49	0.16	10y - GE08Z
F.EDAH09	4.49	0.16	10y - GE09H
F.EDAM09	4.51	0.18	10y - GE09M
F.EDAU09	4.54	0.21	10y - GE09U
F.EDAZ09	4.58	0.25	10y - GE09U

Price = Outright Decimal Price - Euro Contract Price
Yield = ABS(Cash Yield - Implied Euro Contract yield)



	GE Duration as Fraction of year	10Y Duration	Spread Duration	
F.EDAH07	0.065	7.89	7.83	10y - GE07H
F.EDAM07	0.314	7.89	7.58	10y - GE07M
F.EDAU07	0.564	7.89	7.33	10y - GE07U
F.EDAZ07	0.813	7.89	7.08	10y - GE07Z
F.EDAH08	1.062	7.89	6.83	10y - GE08H
F.EDAM08	1.312	7.89	6.58	10y - GE08M
F.EDAU08	1.561	7.89	6.33	10y - GE08U
F.EDAZ08	1.810	7.89	6.08	10y - GE08Z
F.EDAH09	2.060	7.89	5.83	10y - GE09H
F.EDAM09	2.309	7.89	5.58	10y - GE09M
F.EDAU09	2.558	7.89	5.33	10y - GE09U
F.EDAZ09	2.808	7.89	5.09	10y - GE09U

The farther away from 0 the spread duration is the riskier the trade.