



The Morning Email: US Deliverable Basket

11/5/2007 6:05

Central Standard Time

This email lists the deliverable baskets against the Chicago Board of Trade Financial Futures 2, 5, 10, & 30 year. The work in this document is based on the work of *Galen Burghardt*. I highly suggest reading his books on the Bond Basis and the Eurodollar.

Want something added? Let me know: jgoulding@ghco.com

Disclaimer: All information within this newsletter is meant for internal use at GH Trader's LLC, only. All information has been recorded to the best of my ability. This material is based upon information that I consider reliable, but I do not represent that it is accurate or complete.

New: Charts now have last trade vs 2pm close.

Time (CST)	6:05:10
Trade Date	11/5/2007
Settle Date	11/6/2007

Dec07 Fut	Last 32	Dec07 Fut	Last 32
ZT	104.027	ZN	111.120
ZF	108.145	ZB	114.19

Last Delivery Day	Last Trading Day	
2yr / 5yr	1/4/2008	12/31/2007
10yr/ 30yr	12/31/2007	12/19/2007

												2 PM Close	
2 Yr Symbol	LAST 32	Coupon	Issue Date	Mat Date	CF	Basis	Yield	DV01 (\$)	DV01 32	MDUR	Full Price	Yield	Diff
T.US.B040P0909**	100.22	4.000	09/30/07	09/30/09	0.9672	2.89098854	3.620	\$ 183	0.585	1.81	101.092	3.620	-0.001
T.US.B033P0909	99.18	3.375	09/15/04	09/15/09	0.9569	1.17223629	3.619	\$ 178	0.568	1.78	100.045	3.619	0.000
T.US.B033P1009	99.175	3.375	10/15/04	10/15/09	0.9550	6.9959616	3.618	\$ 185	0.593	1.86	99.750	3.622	-0.004
T.US.B035P1009*	100.002	3.625	10/29/07	10/31/09	0.9593	7.38437274	3.621	\$ 190	0.607	1.90	100.066	3.633	-0.012
T.US.B034P1109	99.262	3.500	11/15/04	11/15/09	0.9553	14.6974787	3.593	\$ 193	0.619	1.91	101.483	3.609	-0.016
T.US.B045P1109	101.305	4.625	11/15/06	11/15/09	0.9754	16.0991214	3.614	\$ 196	0.627	1.88	104.153	3.627	-0.013
T.US.B034P1209	99.242	3.500	12/15/04	12/15/09	0.9535	18.6883763	3.619	\$ 201	0.643	1.99	101.133	3.635	-0.015
5Yr Symbol	LAST 32	Coupon	Issue Date	Mat Date	CF	Basis	Yield	DV01 (\$)	DV01 32	MDUR	Full Price	Yield	
T.US.B045P0212**	103.05	4.625	02/28/07	02/29/12	0.9499	16.74	3.822	\$ 402	1.286	3.86	104.008	3.831	-0.008
T.US.B044P0312	102.202	4.500	03/31/07	03/31/12	0.9444	18.95	3.843	\$ 407	1.304	3.95	103.086	3.849	-0.006
T.US.B044P0412	102.195	4.500	04/30/07	04/30/12	0.9434	21.71	3.860	\$ 414	1.326	4.04	102.684	3.866	-0.006
T.US.B046P0512	103.22	4.750	05/30/07	05/31/12	0.9521	26.13	3.860	\$ 424	1.357	4.01	105.751	3.866	-0.006
T.US.B047P0612	104.062	4.875	06/30/07	06/30/12	0.9562	28.15	3.878	\$ 432	1.383	4.08	105.903	3.886	-0.008
T.US.B045P0712	103.042	4.625	07/31/07	07/31/12	0.9456	30.80	3.892	\$ 437	1.397	4.18	104.363	3.898	-0.006
T.US.B041P0812	100.317	4.125	08/31/07	08/31/12	0.9246	34.91	3.896	\$ 438	1.401	4.30	101.750	3.901	-0.005
T.US.B042P0912	101.167	4.250	09/30/07	09/30/12	0.9285	38.43	3.904	\$ 446	1.427	4.37	101.952	3.910	-0.005
T.US.B037P1012*	99.272	3.875	09/29/07	10/31/12	0.9119	42.32	3.908	\$ 449	1.435	4.49	99.935	3.917	-0.009
Jim Goulding, jgoulding@ghco.com						The Morning Email, US Deliverable							
10 Yr Symbol	LAST 32	Coupon	Issue Date	Mat Date	CF	Basis	Yield	DV01 (\$)	DV01 32	MDUR	Full Price	Yield	
T.US.B042P0814**	101.020	4.250	8/16/2004	8/15/2014	0.9069	11.58	4.068	\$ 591	1.890	5.79	102.021	4.047	0.021
T.US.B042P1114	100.300	4.250	11/15/2004	11/15/2014	0.9040	17.88	4.095	\$ 608	1.947	5.91	102.959	4.100	-0.005
T.US.B040P0215	99.020	4.000	2/15/2005	2/15/2015	0.8870	18.29	4.150	\$ 619	1.981	6.19	99.965	4.152	-0.002
T.US.B041P0515	99.280	4.125	5/16/2005	5/15/2015	0.8910	30.07	4.144	\$ 640	2.049	6.29	101.837	4.152	-0.007
T.US.B042P0815	100.205	4.250	8/15/2005	8/15/2015	0.8955	38.58	4.152	\$ 661	2.116	6.51	101.599	4.157	-0.005
T.US.B044P1115	102.090	4.500	11/15/2005	11/15/2015	0.9080	46.67	4.162	\$ 685	2.193	6.56	104.421	4.169	-0.007
T.US.B044P0216	#VALUE!	4.500	2/15/2006	2/15/2016	0.9058	#VALUE!		#VALUE!	#VALUE!	#VALUE!	#VALUE!		
T.US.B051P0516	106.145	5.125	5/15/2006	5/15/2016	0.9436	53.67	4.216	\$ 737	2.358	6.77	108.890	4.220	-0.004
T.US.B047P0816	104.210	4.875	8/15/2006	8/15/2016	0.9259	59.07	4.233	\$ 747	2.389	7.06	105.756	4.242	-0.009
T.US.B045P1116	102.265	4.625	11/15/2006	11/15/2016	0.9074	66.30	4.244	\$ 756	2.418	7.20	105.028	4.255	-0.010
T.US.B045P0217	102.240	4.625	2/15/2007	2/15/2017	0.9054	70.91	4.262	\$ 772	2.470	7.44	103.793	4.272	-0.010
T.US.B045P0517	101.240	4.500	5/15/2007	5/15/2017	0.8946	77.28	4.274	\$ 784	2.508	7.54	103.890	4.286	-0.012
T.US.B046P0817*	103.215	4.750	8/15/2007	8/15/2017	0.9105	82.29	4.284	\$ 809	2.589	7.73	104.743	4.287	-0.003

30 Yr Symbol	LAST 32	Coupon	Issue Date	Mat Date	CF	Basis	Yield	DV01 (\$)	DV01 32	MDUR	Full Price	Yield	Diff
T.US.B071P0223**	127.135	7.125	2/16/1993	2/15/2023	1.1103	24.97	4.575	\$ 1,278	4.089	9.90	129.029	4.578	-0.003
T.US.B062P0823	118.025	6.250	8/16/1993	8/15/2023	1.0250	37.31	4.604	\$ 1,239	3.966	10.37	119.488	4.609	-0.005
T.US.B074P1124	133.225	7.500	8/15/1994	11/15/2024	1.1570	55.51	4.622	\$ 1,423	4.552	10.36	137.270	4.630	-0.008
T.US.B075P0225	135.130	7.625	2/15/1995	2/15/2025	1.1717	56.36	4.619	\$ 1,450	4.640	10.57	137.126	4.629	-0.010
T.US.B067P0825	126.305	6.875	8/15/1995	8/15/2025	1.0940	69.46	4.625	\$ 1,412	4.519	10.99	128.504	4.637	-0.012
T.US.B060P0226	116.240	6.000	2/15/1996	2/15/2026	1.0000	86.05	4.632	\$ 1,357	4.343	11.49	118.103	4.644	-0.012
T.US.B066P0826	126.145	6.750	8/15/1996	8/15/2026	1.0831	93.24	4.631	\$ 1,461	4.674	11.41	127.976	4.645	-0.014
T.US.B064P1126	123.215	6.500	11/15/1996	11/15/2026	1.0557	104.25	4.626	\$ 1,451	4.643	11.45	126.763	4.640	-0.014
T.US.B065P0227	125.080	6.625	2/18/1997	2/15/2027	1.0703	101.46	4.617	\$ 1,477	4.725	11.65	126.744	4.629	-0.012
T.US.B063P0827	122.135	6.375	8/15/1997	8/15/2027	1.0428	111.34	4.630	\$ 1,476	4.724	11.92	123.860	4.644	-0.014
T.US.B061P1127	119.140	6.125	11/17/1997	11/15/2027	1.0142	120.23	4.631	\$ 1,463	4.681	11.95	122.350	4.643	-0.012
T.US.B054P0828	111.190	5.500	8/17/1998	8/15/2028	0.9415	134.58	4.626	\$ 1,428	4.570	12.66	112.834	4.635	-0.010
T.US.B052P1128	108.145	5.250	11/16/1998	11/15/2028	0.9116	143.21	4.625	\$ 1,411	4.515	12.72	110.950	4.637	-0.012
T.US.B052P0229	108.140	5.250	2/16/1999	2/15/2029	0.9111	144.53	4.617	\$ 1,421	4.549	12.97	109.622	4.629	-0.012
T.US.B061P0829	120.185	6.125	8/16/1999	8/15/2029	1.0150	153.81	4.622	\$ 1,552	4.968	12.73	121.960	4.634	-0.012
T.US.B062P0530	122.295	6.250	2/15/2000	5/15/2030	1.0304	172.60	4.616	\$ 1,608	5.144	12.77	125.894	4.627	-0.011
T.US.B053P0231	110.280	5.375	2/15/2001	2/15/2031	0.9226	180.56	4.604	\$ 1,524	4.877	13.60	112.087	4.616	-0.012
T.US.B044P0236	98.175	4.500	2/15/2006	2/15/2036	0.7978	241.57	4.608	\$ 1,557	4.982	15.64	99.562	4.619	-0.011
T.US.B046P0237	102.195	4.750	2/15/2007	2/15/2037	0.8292	256.97	4.587	\$ 1,632	5.224	15.74	103.681	4.598	-0.012
T.US.B050P0537*	106.215	5.750	5/15/2007	8/15/2037	0.8628	264.33	4.584	\$ 1,693	5.418	15.71	107.800	4.595	-0.011

NOTES

MDUR = Modified Macaulay Duration

CF = Conversion Factor

* = OTR

** = CTD

*** = CTD & OTR

#VALUE! = No quote being provided by exchange

#NUM! = No quote being provided by exchange

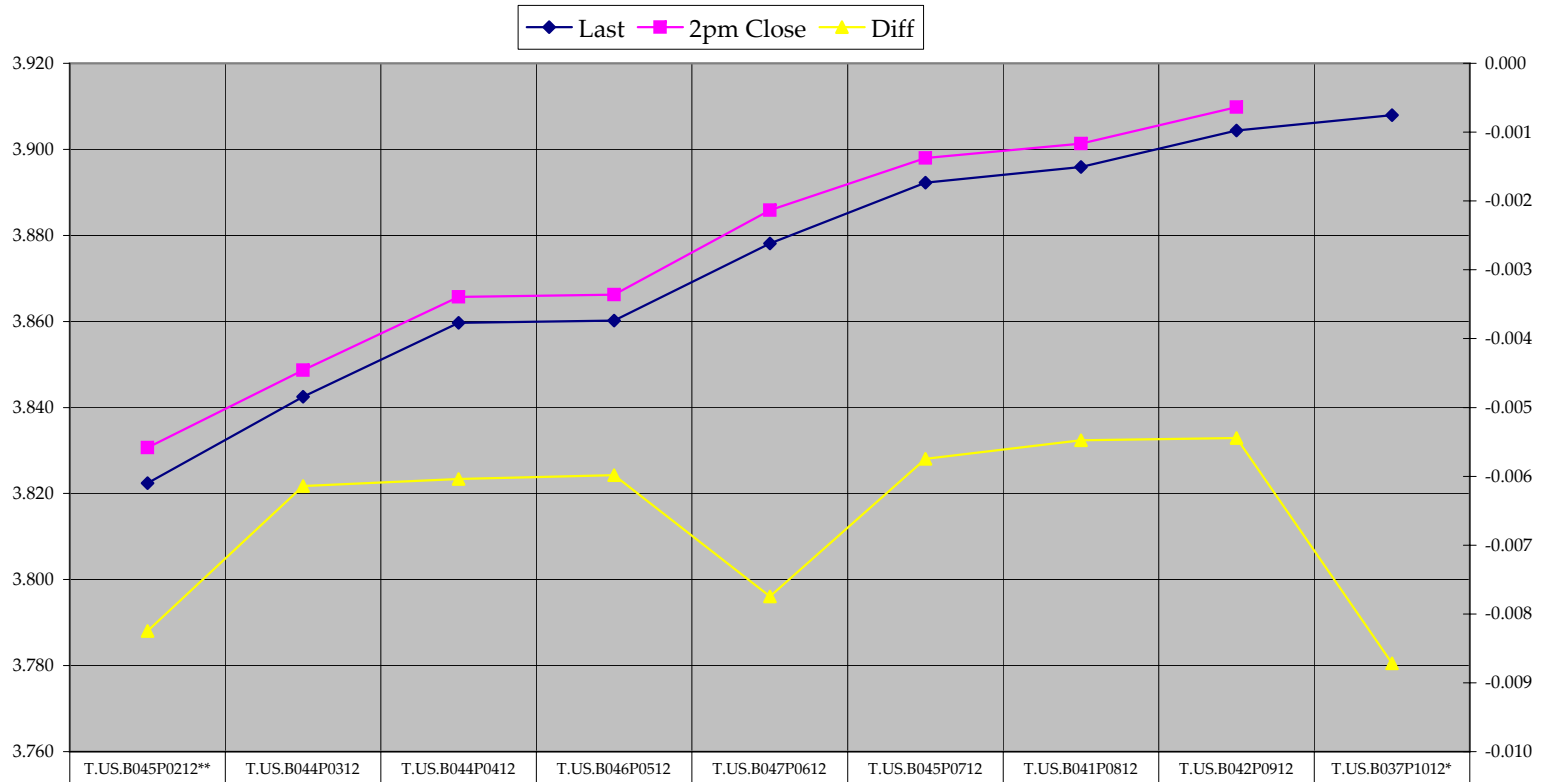
Carry (LDD) = Carry cost to Last Delivery Day and is quoted in 32nds

BNOC = Basis Net of Carry and is quoted in 32nds

The Morning Email, US Deliverable

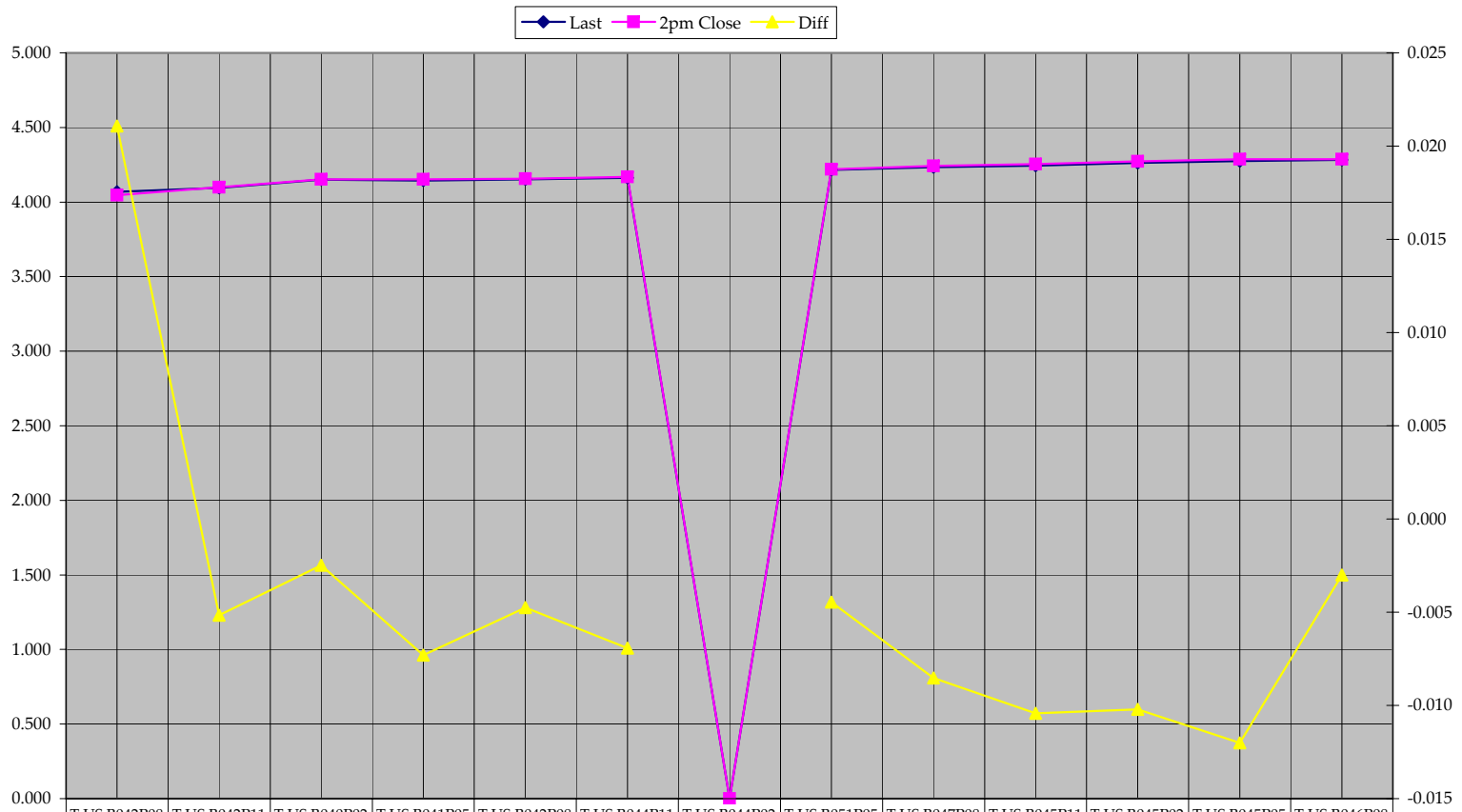
Jim Goulding, jgoulding@ghco.com

5 Yr Deliverable Curve



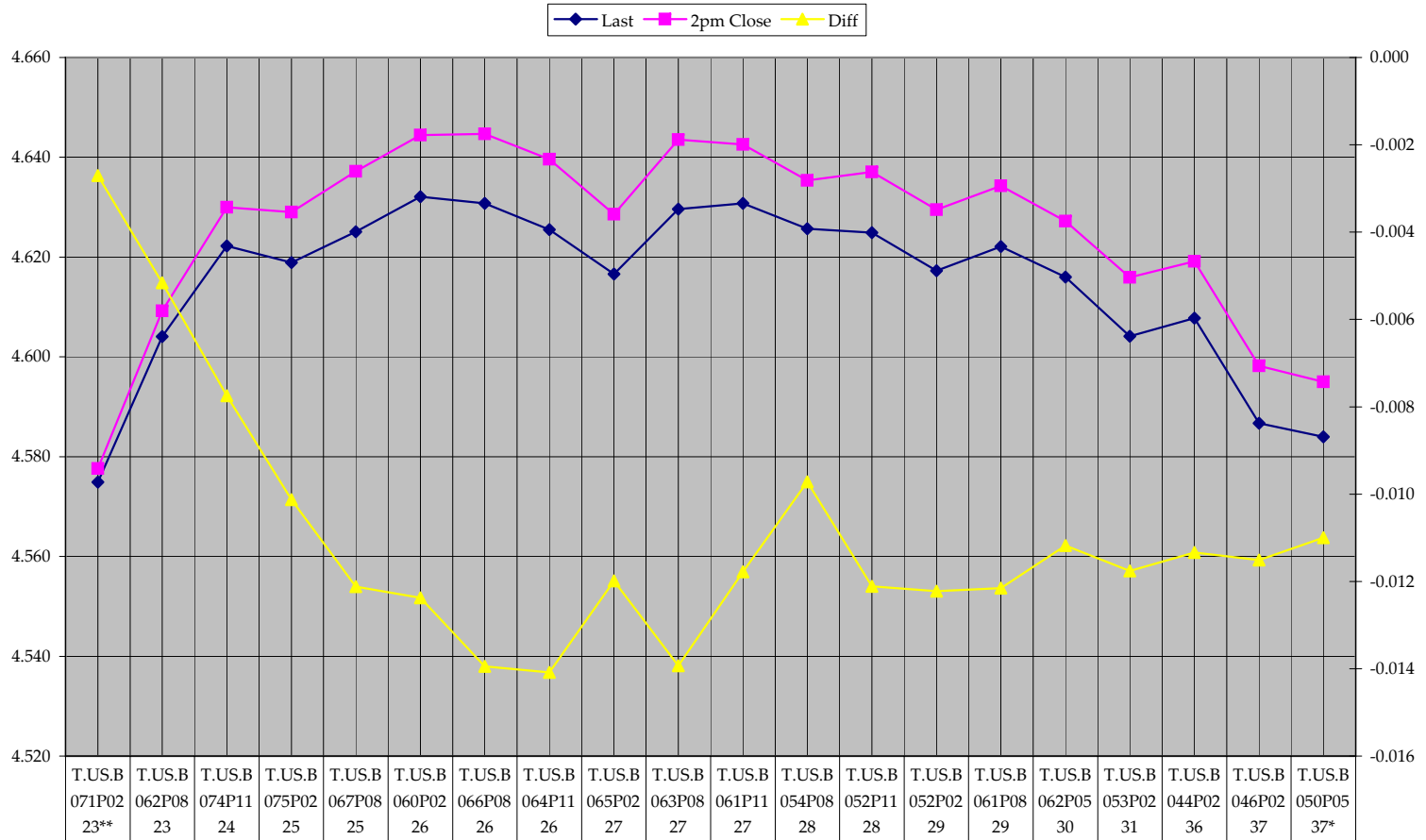
◆ Last	3.822	3.843	3.860	3.860	3.878	3.892	3.896	3.904	3.908
■ 2pm Close	3.831	3.849	3.866	3.866	3.886	3.898	3.901	3.910	
▲ Diff	-0.008	-0.006	-0.006	-0.006	-0.008	-0.006	-0.005	-0.005	-0.009

10 Yr Deliverable Curve



◆ Last	4.068	4.095	4.150	4.144	4.152	4.162	0.000	4.216	4.233	4.244	4.262	4.274	4.284
■ 2pm Close	4.047	4.100	4.152	4.152	4.157	4.169	0.000	4.220	4.242	4.255	4.272	4.286	4.287
▲ Diff	0.021	-0.005	-0.002	-0.007	-0.005	-0.007		-0.004	-0.009	-0.010	-0.010	-0.012	-0.003

30 Yr Deliverable Curve



◆ Last	4.575	4.604	4.622	4.619	4.625	4.632	4.631	4.626	4.617	4.630	4.631	4.626	4.625	4.617	4.622	4.616	4.604	4.608	4.587	4.584
■ 2pm Close	4.578	4.609	4.630	4.629	4.637	4.644	4.645	4.640	4.629	4.644	4.643	4.635	4.637	4.629	4.634	4.627	4.616	4.619	4.598	4.595
▲ Diff	-0.003	-0.005	-0.008	-0.010	-0.012	-0.012	-0.014	-0.014	-0.012	-0.014	-0.012	-0.010	-0.012	-0.012	-0.012	-0.011	-0.012	-0.011	-0.012	-0.011