



The Morning Email: US Deliverable Basket

11/6/2007 5:25

Central Standard Time

This email lists the deliverable baskets against the Chicago Board of Trade Financial Futures 2, 5, 10, & 30 year. The work in this document is based on the work of *Galen Burghardt*. I highly suggest reading his books on the Bond Basis and the Eurodollar.

Want something added? Let me know: jgoulding@ghco.com

Disclaimer: All information within this newsletter is meant for internal use at GH Trader's LLC, only. All information has been recorded to the best of my ability. This material is based upon information that I consider reliable, but I do not represent that it is accurate or complete.

New: Charts now have last trade vs 2pm close.

Time (CST)	5:25:48
Trade Date	11/6/2007
Settle Date	11/7/2007

Dec07 Fut	Last 32	Dec07 Fut	Last 32
ZT	103.310	ZN	110.300
ZF	108.060	ZB	113.30

Last Delivery Day	Last Trading Day	
2yr / 5yr	1/4/2008	12/31/2007
10yr/ 30yr	12/31/2007	12/19/2007

												2 PM Close	
2 Yr Symbol	LAST 32	Coupon	Issue Date	Mat Date	CF	Basis	Yield	DV01 (\$)	DV01 32	MDUR	Full Price	Yield	Diff
T.US.B040P0909**	100.185	4.000	09/30/07	09/30/09	0.9672	27.5385203	3.679	\$ 182	0.583	1.81	100.993	3.654	0.025
T.US.B033P0909	99.145	3.375	09/15/04	09/15/09	0.9569	25.5200166	3.681	\$ 177	0.567	1.77	99.945	3.655	0.027
T.US.B033P1009	99.145	3.375	10/15/04	10/15/09	0.9550	31.788448	3.670	\$ 185	0.591	1.85	99.665	3.644	0.026
T.US.B035P1009*	99.28	3.625	10/29/07	10/31/09	0.9593	31.1019981	3.691	\$ 189	0.605	1.89	99.945	3.658	0.033
T.US.B034P1109	99.22	3.500	11/15/04	11/15/09	0.9553	38.2986957	3.662	\$ 193	0.617	1.90	101.361	3.637	0.025
T.US.B045P1109	101.26	4.625	11/15/06	11/15/09	0.9754	39.9852902	3.685	\$ 195	0.625	1.88	104.024	3.658	0.027
T.US.B034P1209	99.2	3.500	12/15/04	12/15/09	0.9535	42.2372096	3.686	\$ 200	0.641	1.98	101.012	3.658	0.028
5Yr Symbol	LAST 32	Coupon	Issue Date	Mat Date	CF	Basis	Yield	DV01 (\$)	DV01 32	MDUR	Full Price	Yield	
T.US.B045P0212**	102.267	4.625	02/28/07	02/29/12	0.9499	7.26	3.902	\$ 400	1.280	3.86	103.698	3.873	0.029
T.US.B044P0312	102.105	4.500	03/31/07	03/31/12	0.9444	10.07	3.917	\$ 406	1.299	3.95	102.795	3.887	0.030
T.US.B044P0412	102.102	4.500	04/30/07	04/30/12	0.9434	13.23	3.929	\$ 413	1.321	4.03	102.405	3.890	0.039
T.US.B046P0512	103.125	4.750	05/30/07	05/31/12	0.9521	17.46	3.930	\$ 422	1.351	4.00	105.467	3.897	0.033
T.US.B047P0612	103.285	4.875	06/30/07	06/30/12	0.9562	19.29	3.948	\$ 430	1.377	4.08	105.613	3.916	0.032
T.US.B045P0712	102.272	4.625	07/31/07	07/31/12	0.9456	22.63	3.956	\$ 435	1.392	4.18	104.094	3.928	0.028
T.US.B041P0812	100.227	4.125	08/31/07	08/31/12	0.9246	26.71	3.960	\$ 436	1.396	4.30	101.480	3.932	0.029
T.US.B042P0912	101.08	4.250	09/30/07	09/30/12	0.9285	30.53	3.966	\$ 444	1.422	4.37	101.691	3.938	0.028
T.US.B037P1012*	99.187	3.875	09/29/07	10/31/12	0.9119	34.61	3.967	\$ 447	1.430	4.48	99.680	3.939	0.028
Jim Goulding, jgoulding@ghco.com						The Morning Email, US Deliverable							
10 Yr Symbol	LAST 32	Coupon	Issue Date	Mat Date	CF	Basis	Yield	DV01 (\$)	DV01 32	MDUR	Full Price	Yield	
T.US.B042P0814**	100.215	4.250	8/16/2004	8/15/2014	0.9069	26.43	4.134	\$ 588	1.881	5.78	101.642	4.102	0.032
T.US.B042P1114	100.175	4.250	11/15/2004	11/15/2014	0.9040	32.64	4.159	\$ 605	1.938	5.90	102.579	4.136	0.023
T.US.B040P0215	98.265	4.000	2/15/2005	2/15/2015	0.8870	37.54	4.188	\$ 617	1.975	6.19	99.741	4.183	0.005
T.US.B041P0515	99.150	4.125	5/16/2005	5/15/2015	0.8910	43.94	4.208	\$ 637	2.039	6.28	101.442	4.179	0.029
T.US.B042P0815	100.050	4.250	8/15/2005	8/15/2015	0.8955	50.09	4.225	\$ 657	2.104	6.50	101.126	4.199	0.026
T.US.B044P1115	101.225	4.500	11/15/2005	11/15/2015	0.9080	55.55	4.247	\$ 681	2.178	6.55	103.855	4.217	0.030
T.US.B044P0216	#VALUE!	4.500	2/15/2006	2/15/2016	0.9058	#VALUE!		#VALUE!	#VALUE!	#VALUE!	#VALUE!		
T.US.B051P0516	105.295	5.125	5/15/2006	5/15/2016	0.9436	65.13	4.288	\$ 732	2.343	6.76	108.373	4.260	0.028
T.US.B047P0816	104.045	4.875	8/15/2006	8/15/2016	0.9259	70.49	4.302	\$ 742	2.375	7.05	105.253	4.277	0.025
T.US.B045P1116	102.105	4.625	11/15/2006	11/15/2016	0.9074	77.66	4.311	\$ 751	2.404	7.19	104.540	4.286	0.025
T.US.B045P0217	102.085	4.625	2/15/2007	2/15/2017	0.9054	82.71	4.325	\$ 768	2.456	7.43	103.321	4.301	0.024
T.US.B045P0517	101.075	4.500	5/15/2007	5/15/2017	0.8946	87.76	4.340	\$ 779	2.492	7.53	103.387	4.312	0.028
T.US.B046P0817*	103.055	4.750	8/15/2007	8/15/2017	0.9105	93.74	4.345	\$ 804	2.574	7.72	104.256	4.318	0.027

30 Yr Symbol	LAST 32	Coupon	Issue Date	Mat Date	CF	Basis	Yield	DV01 (\$)	DV01 32	MDUR	Full Price	Yield	Diff
T.US.B071P0223**	126.235	7.125	2/16/1993	2/15/2023	1.1103	37.24	4.628	\$ 1,269	4.059	9.88	128.361	4.603	0.025
T.US.B062P0823	117.140	6.250	8/16/1993	8/15/2023	1.0250	48.45	4.658	\$ 1,230	3.938	10.35	118.864	4.634	0.024
T.US.B074P1124	132.295	7.500	8/15/1994	11/15/2024	1.1570	66.23	4.674	\$ 1,411	4.517	10.34	136.509	4.650	0.024
T.US.B075P0225	134.190	7.625	2/15/1995	2/15/2025	1.1717	66.53	4.674	\$ 1,438	4.602	10.55	136.334	4.651	0.023
T.US.B067P0825	126.050	6.875	8/15/1995	8/15/2025	1.0940	77.74	4.681	\$ 1,400	4.481	10.96	127.726	4.657	0.024
T.US.B060P0226	115.315	6.000	2/15/1996	2/15/2026	1.0000	92.43	4.689	\$ 1,345	4.305	11.46	117.354	4.665	0.023
T.US.B066P0826	125.155	6.750	8/15/1996	8/15/2026	1.0831	95.68	4.687	\$ 1,446	4.627	11.38	127.025	4.665	0.022
T.US.B064P1126	122.250	6.500	11/15/1996	11/15/2026	1.0557	108.35	4.692	\$ 1,436	4.597	11.41	125.890	4.671	0.021
T.US.B065P0227	124.120	6.625	2/18/1997	2/15/2027	1.0703	106.51	4.678	\$ 1,462	4.680	11.62	125.887	4.657	0.022
T.US.B063P0827	121.180	6.375	8/15/1997	8/15/2027	1.0428	116.03	4.689	\$ 1,462	4.679	11.89	123.018	4.668	0.021
T.US.B061P1127	118.190	6.125	11/17/1997	11/15/2027	1.0142	124.54	4.689	\$ 1,449	4.635	11.92	121.523	4.667	0.022
T.US.B054P0828	110.240	5.500	8/17/1998	8/15/2028	0.9415	136.64	4.684	\$ 1,414	4.524	12.62	112.005	4.661	0.023
T.US.B052P1128	107.190	5.250	11/16/1998	11/15/2028	0.9116	143.85	4.684	\$ 1,396	4.467	12.68	110.105	4.660	0.024
T.US.B052P0229	107.190	5.250	2/16/1999	2/15/2029	0.9111	145.66	4.678	\$ 1,406	4.500	12.93	108.792	4.656	0.022
T.US.B061P0829	119.225	6.125	8/16/1999	8/15/2029	1.0150	157.14	4.682	\$ 1,537	4.917	12.69	121.101	4.659	0.023
T.US.B062P0530	122.015	6.250	2/15/2000	5/15/2030	1.0304	176.41	4.673	\$ 1,591	5.092	12.73	125.036	4.651	0.021
T.US.B053P0231	110.005	5.375	2/15/2001	2/15/2031	0.9226	181.54	4.659	\$ 1,508	4.825	13.55	111.243	4.638	0.020
T.US.B044P0236	97.220	4.500	2/15/2006	2/15/2036	0.7978	238.70	4.664	\$ 1,537	4.919	15.57	98.715	4.643	0.022
T.US.B046P0237	101.225	4.750	2/15/2007	2/15/2037	0.8292	253.57	4.643	\$ 1,612	5.157	15.68	102.787	4.621	0.021
T.US.B050P0537*	105.245	5.750	5/15/2007	8/15/2037	0.8628	261.96	4.637	\$ 1,672	5.352	15.64	106.907	4.616	0.021

NOTES

MDUR = Modified Macaulay Duration

CF = Conversion Factor

* = OTR

** = CTD

*** = CTD & OTR

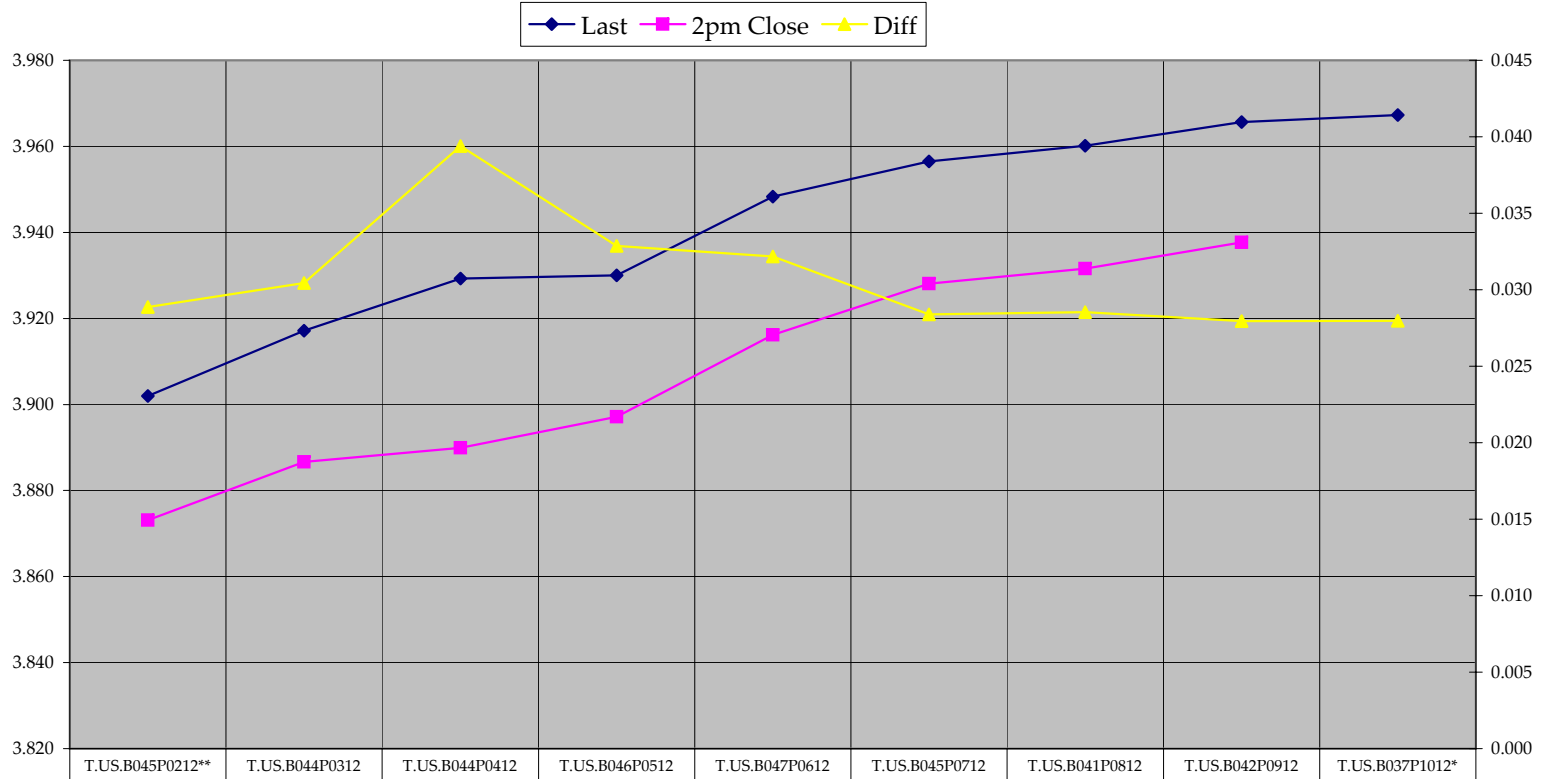
#VALUE! = No quote being provided by exchange

#NUM! = No quote being provided by exchange

Carry (LDD) = Carry cost to Last Delivery Day and is quoted in 32nds

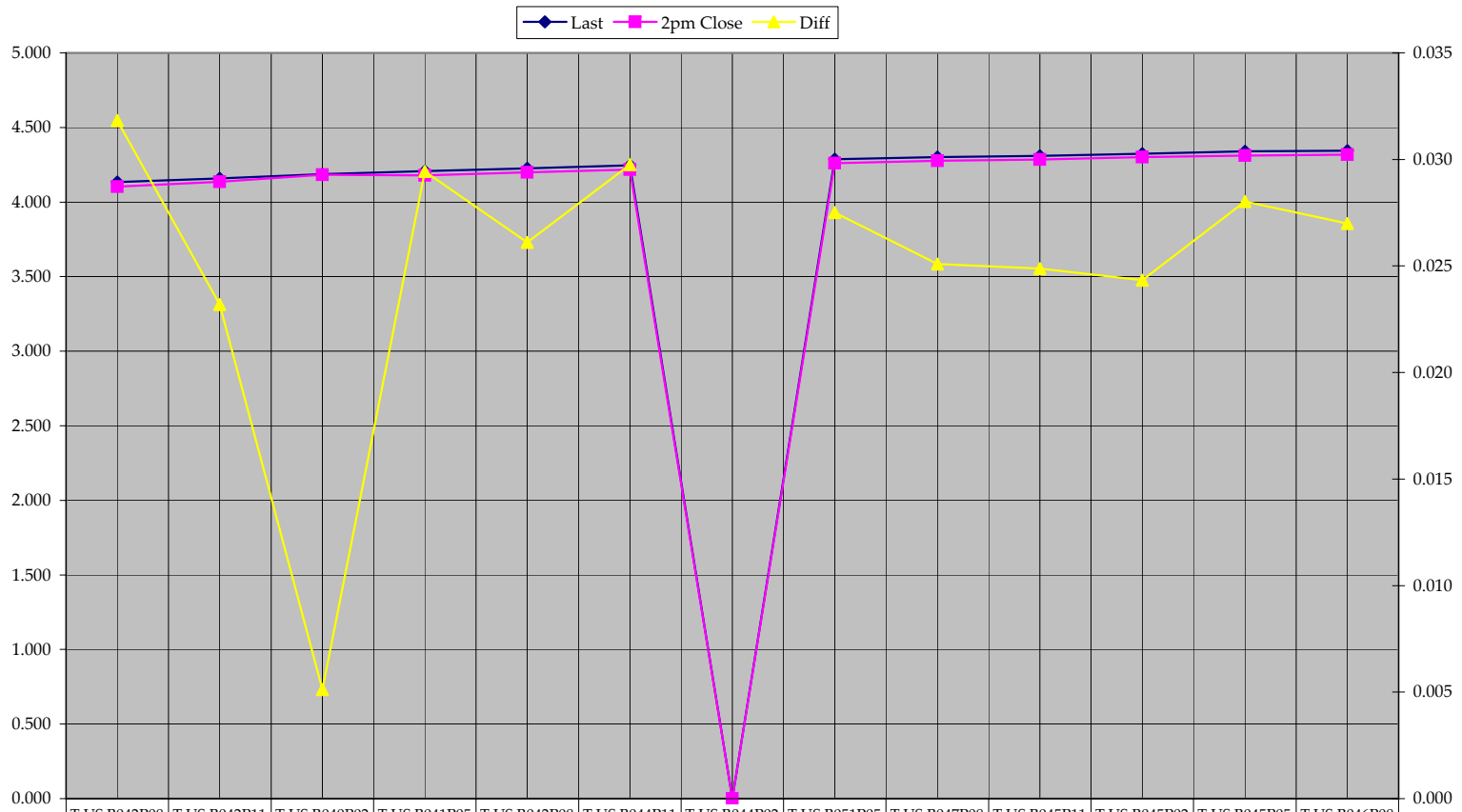
BNOC = Basis Net of Carry and is quoted in 32nds

5 Yr Deliverable Curve



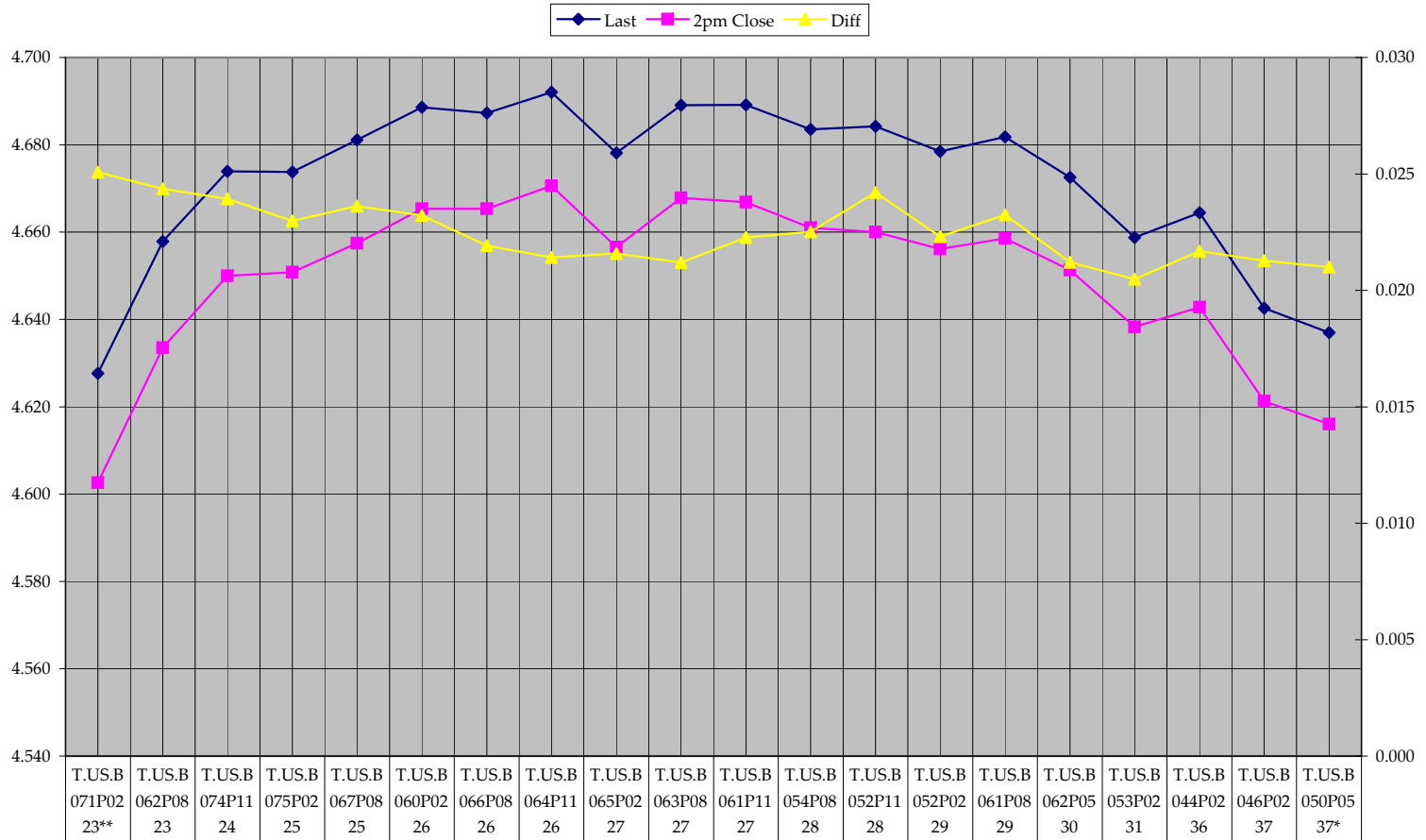
◆ Last	3.902	3.917	3.929	3.930	3.948	3.956	3.960	3.966	3.967
■ 2pm Close	3.873	3.887	3.890	3.897	3.916	3.928	3.932	3.938	
▲ Diff	0.029	0.030	0.039	0.033	0.032	0.028	0.029	0.028	0.028

10 Yr Deliverable Curve



◆ Last	4.134	4.159	4.188	4.208	4.225	4.247	0.000	4.288	4.302	4.311	4.325	4.340	4.345
■ 2pm Close	4.102	4.136	4.183	4.179	4.199	4.217	0.000	4.260	4.277	4.286	4.301	4.312	4.318
▲ Diff	0.032	0.023	0.005	0.029	0.026	0.030		0.028	0.025	0.025	0.024	0.028	0.027

30 Yr Deliverable Curve



	T.US.B 071P02 23**	T.US.B 062P08 23	T.US.B 074P11 24	T.US.B 075P02 25	T.US.B 067P08 25	T.US.B 060P02 26	T.US.B 066P08 26	T.US.B 064P11 26	T.US.B 065P02 27	T.US.B 063P08 27	T.US.B 061P11 27	T.US.B 054P08 28	T.US.B 052P11 28	T.US.B 052P02 29	T.US.B 061P08 29	T.US.B 062P05 30	T.US.B 053P02 31	T.US.B 044P02 36	T.US.B 046P02 37	T.US.B 050P05 37*
◆ Last	4.628	4.658	4.674	4.674	4.681	4.689	4.687	4.692	4.678	4.689	4.689	4.684	4.684	4.678	4.682	4.673	4.659	4.664	4.643	4.637
■ 2pm Close	4.603	4.634	4.650	4.651	4.657	4.665	4.665	4.671	4.657	4.668	4.667	4.661	4.660	4.656	4.659	4.651	4.638	4.643	4.621	4.616
▲ Diff	0.025	0.024	0.024	0.023	0.024	0.023	0.022	0.021	0.022	0.021	0.022	0.023	0.024	0.022	0.023	0.021	0.020	0.022	0.021	0.021