



The Morning Email: US Deliverable Basket

11/9/2007 5:42

Central Standard Time

This email lists the deliverable baskets against the Chicago Board of Trade Financial Futures 2, 5, 10, & 30 year. The work in this document is based on the work of *Galen Burghardt*. I highly suggest reading his books on the Bond Basis and the Eurodollar.

Want something added? Let me know: jgoulding@ghco.com

Disclaimer: All information within this newsletter is meant for internal use at GH Trader's LLC, only. All information has been recorded to the best of my ability. This material is based upon information that I consider reliable, but I do not represent that it is accurate or complete.

New: Charts now have last trade vs 2pm close.

Time (CST)	5:42:39
Trade Date	11/9/2007
Settle Date	11/12/2007

Dec07 Fut	Last 32	Dec07 Fut	Last 32
ZT	104.135	ZN	111.285
ZF	109.005	ZB	114.13

Last Delivery Day	Last Trading Day	
2yr / 5yr	1/4/2008	12/31/2007
10yr/ 30yr	12/31/2007	12/19/2007

												2 PM Close	
2 Yr Symbol	LAST 32	Coupon	Issue Date	Mat Date	CF	Basis	Yield	DV01 (\$)	DV01 32	MDUR	Full Price	Yield	Diff
T.US.B040P0909**	101.015	4.000	09/30/07	09/30/09	0.9672	13.3213427	3.418	\$ 182	0.583	1.79	101.517	3.458	-0.039
T.US.B033P0909	99.29	3.375	09/15/04	09/15/09	0.9569	11.1139814	3.426	\$ 177	0.566	1.76	100.444	3.462	-0.035
T.US.B033P1009	99.295	3.375	10/15/04	10/15/09	0.9550	17.939808	3.416	\$ 185	0.591	1.84	100.180	3.454	-0.038
T.US.B035P1009*	100.122	3.625	10/31/07	10/31/09	0.9593	18.3234637	3.421	\$ 189	0.605	1.88	100.501	3.455	-0.033
T.US.B034P1109	100.065	3.500	11/15/04	11/15/09	0.9553	25.9409933	3.394	\$ 193	0.617	1.89	101.925	3.435	-0.041
T.US.B045P1109	102.1	4.625	11/15/06	11/15/09	0.9754	26.520407	3.422	\$ 195	0.625	1.87	104.587	3.463	-0.042
T.US.B034P1209	100.052	3.500	12/15/04	12/15/09	0.9535	30.6338816	3.417	\$ 200	0.641	1.97	101.597	3.456	-0.039
5Yr Symbol	LAST 32	Coupon	Issue Date	Mat Date	CF	Basis	Yield	DV01 (\$)	DV01 32	MDUR	Full Price	Yield	
T.US.B045P0212**	103.207	4.625	02/28/07	02/29/12	0.9499	3.40	3.697	\$ 403	1.289	3.85	104.574	3.730	-0.034
T.US.B044P0312	103.045	4.500	03/31/07	03/31/12	0.9444	6.38	3.715	\$ 408	1.307	3.94	103.669	3.748	-0.033
T.US.B044P0412	103.045	4.500	04/30/07	04/30/12	0.9434	9.87	3.729	\$ 415	1.330	4.02	103.289	3.761	-0.032
T.US.B046P0512	104.067	4.750	05/30/07	05/31/12	0.9521	13.73	3.734	\$ 425	1.360	4.00	106.351	3.769	-0.035
T.US.B047P0612	104.237	4.875	06/30/07	06/30/12	0.9562	16.43	3.748	\$ 433	1.387	4.07	106.529	3.785	-0.037
T.US.B045P0712	103.23	4.625	07/31/07	07/31/12	0.9456	20.70	3.756	\$ 438	1.402	4.17	105.026	3.790	-0.034
T.US.B041P0812	101.187	4.125	08/31/07	08/31/12	0.9246	25.65	3.760	\$ 440	1.407	4.29	102.412	3.795	-0.036
T.US.B042P0912	102.04	4.250	09/30/07	09/30/12	0.9285	29.34	3.768	\$ 448	1.433	4.36	102.624	3.803	-0.035
T.US.B037P1012*	100.162	3.875	10/30/07	10/31/12	0.9119	35.45	3.762	\$ 451	1.442	4.48	100.634	3.803	-0.042
Jim Goulding, jgoulding@ghco.com						The Morning Email, US Deliverable							
10 Yr Symbol	LAST 32	Coupon	Issue Date	Mat Date	CF	Basis	Yield	DV01 (\$)	DV01 32	MDUR	Full Price	Yield	
T.US.B042P0814**	101.180	4.250	8/16/2004	8/15/2014	0.9069	26.04	3.983	\$ 593	1.897	5.78	102.590	4.023	-0.040
T.US.B042P1114	101.150	4.250	11/15/2004	11/15/2014	0.9040	33.35	4.007	\$ 611	1.955	5.90	103.559	4.048	-0.041
T.US.B040P0215	99.220	4.000	2/15/2005	2/15/2015	0.8870	36.79	4.049	\$ 622	1.992	6.18	100.655	4.087	-0.038
T.US.B041P0515	100.090	4.125	5/16/2005	5/15/2015	0.8910	41.57	4.081	\$ 642	2.055	6.28	102.310	4.115	-0.034
T.US.B042P0815	100.305	4.250	8/15/2005	8/15/2015	0.8955	47.07	4.104	\$ 663	2.120	6.50	101.981	4.135	-0.031
T.US.B044P1115	102.180	4.500	11/15/2005	11/15/2015	0.9080	54.13	4.121	\$ 686	2.196	6.55	104.776	4.150	-0.029
T.US.B044P0216	#VALUE!	4.500	2/15/2006	2/15/2016	0.9058	#VALUE!		#VALUE!	#VALUE!	#VALUE!	#VALUE!		
T.US.B051P0516	106.250	5.125	5/15/2006	5/15/2016	0.9436	62.58	4.170	\$ 738	2.363	6.76	109.302	4.208	-0.038
T.US.B047P0816	104.305	4.875	8/15/2006	8/15/2016	0.9259	67.00	4.192	\$ 748	2.394	7.05	106.132	4.226	-0.034
T.US.B045P1116	103.035	4.625	11/15/2006	11/15/2016	0.9074	73.77	4.207	\$ 757	2.422	7.18	105.384	4.240	-0.033
T.US.B045P0217	103.020	4.625	2/15/2007	2/15/2017	0.9054	79.38	4.221	\$ 774	2.476	7.43	104.181	4.254	-0.032
T.US.B045P0517	102.020	4.500	5/15/2007	5/15/2017	0.8946	85.77	4.234	\$ 786	2.514	7.53	104.276	4.266	-0.032
T.US.B046P0817	104.000	4.750	8/15/2007	8/15/2017	0.9105	91.25	4.244	\$ 811	2.596	7.71	105.149	4.260	-0.016

T.US.B042P1117* 100.020 4.250 11/6/2007 11/15/2017 0.8721 101.76 4.242 \$ 793 2.537 7.92 100.132 4.273 -0.031

30 Yr Symbol	LAST 32	Coupon	Issue Date	Mat Date	CF	Basis	Yield	DV01 (\$)	DV01 32	MDUR	Full Price	Yield	Diff
T.US.B071P0223**	127.090	7.125	2/16/1993	2/15/2023	1.1103	21.15	4.601	\$ 1,274	4.078	9.88	129.004	4.611	-0.010
T.US.B062P0823	117.295	6.250	8/16/1993	8/15/2023	1.0250	32.94	4.614	\$ 1,237	3.957	10.35	119.433	4.642	-0.029
T.US.B074P1124	133.120	7.500	8/15/1994	11/15/2024	1.1570	45.72	4.634	\$ 1,418	4.536	10.34	137.064	4.659	-0.026
T.US.B075P0225	135.000	7.625	2/15/1995	2/15/2025	1.1717	44.08	4.641	\$ 1,444	4.620	10.55	136.844	4.668	-0.028
T.US.B067P0825	126.185	6.875	8/15/1995	8/15/2025	1.0940	58.13	4.652	\$ 1,406	4.499	10.96	128.241	4.678	-0.026
T.US.B060P0226	116.095	6.000	2/15/1996	2/15/2026	1.0000	72.17	4.658	\$ 1,350	4.320	11.46	117.748	4.683	-0.026
T.US.B066P0826	125.255	6.750	8/15/1996	8/15/2026	1.0831	72.91	4.664	\$ 1,450	4.641	11.38	127.429	4.689	-0.026
T.US.B064P1126	122.295	6.500	11/15/1996	11/15/2026	1.0557	80.90	4.670	\$ 1,439	4.604	11.41	126.119	4.704	-0.035
T.US.B065P0227	124.205	6.625	2/18/1997	2/15/2027	1.0703	82.62	4.668	\$ 1,466	4.690	11.61	126.243	4.697	-0.030
T.US.B063P0827	121.270	6.375	8/15/1997	8/15/2027	1.0428	93.48	4.670	\$ 1,466	4.692	11.88	123.386	4.692	-0.022
T.US.B061P1127	118.280	6.125	11/17/1997	11/15/2027	1.0142	102.85	4.669	\$ 1,453	4.648	11.92	121.888	4.692	-0.023
T.US.B054P0828	111.000	5.500	8/17/1998	8/15/2028	0.9415	116.15	4.664	\$ 1,418	4.536	12.62	112.330	4.687	-0.024
T.US.B052P1128	107.255	5.250	11/16/1998	11/15/2028	0.9116	122.77	4.666	\$ 1,399	4.478	12.68	110.379	4.697	-0.031
T.US.B052P0229	107.265	5.250	2/16/1999	2/15/2029	0.9111	125.59	4.664	\$ 1,410	4.511	12.92	109.098	4.687	-0.024
T.US.B061P0829	119.290	6.125	8/16/1999	8/15/2029	1.0150	132.93	4.665	\$ 1,540	4.928	12.69	121.388	4.691	-0.026
T.US.B062P0530	122.065	6.250	2/15/2000	5/15/2030	1.0304	150.23	4.659	\$ 1,594	5.101	12.72	125.277	4.684	-0.026
T.US.B053P0231	110.055	5.375	2/15/2001	2/15/2031	0.9226	158.63	4.649	\$ 1,510	4.833	13.55	111.472	4.675	-0.027
T.US.B044P0236	97.155	4.500	2/15/2006	2/15/2036	0.7978	208.06	4.654	\$ 1,535	4.912	15.57	98.573	4.680	-0.026
T.US.B046P0237	101.290	4.750	2/15/2007	2/15/2037	0.8292	234.97	4.630	\$ 1,616	5.171	15.68	103.055	4.664	-0.034
T.US.B050P0537*	105.295	5.750	5/15/2007	8/15/2037	0.8628	240.86	4.627	\$ 1,676	5.363	15.64	107.131	4.661	-0.034

NOTES

MDUR = Modified Macaulay Duration

CF = Conversion Factor

* = OTR

** = CTD

*** = CTD & OTR

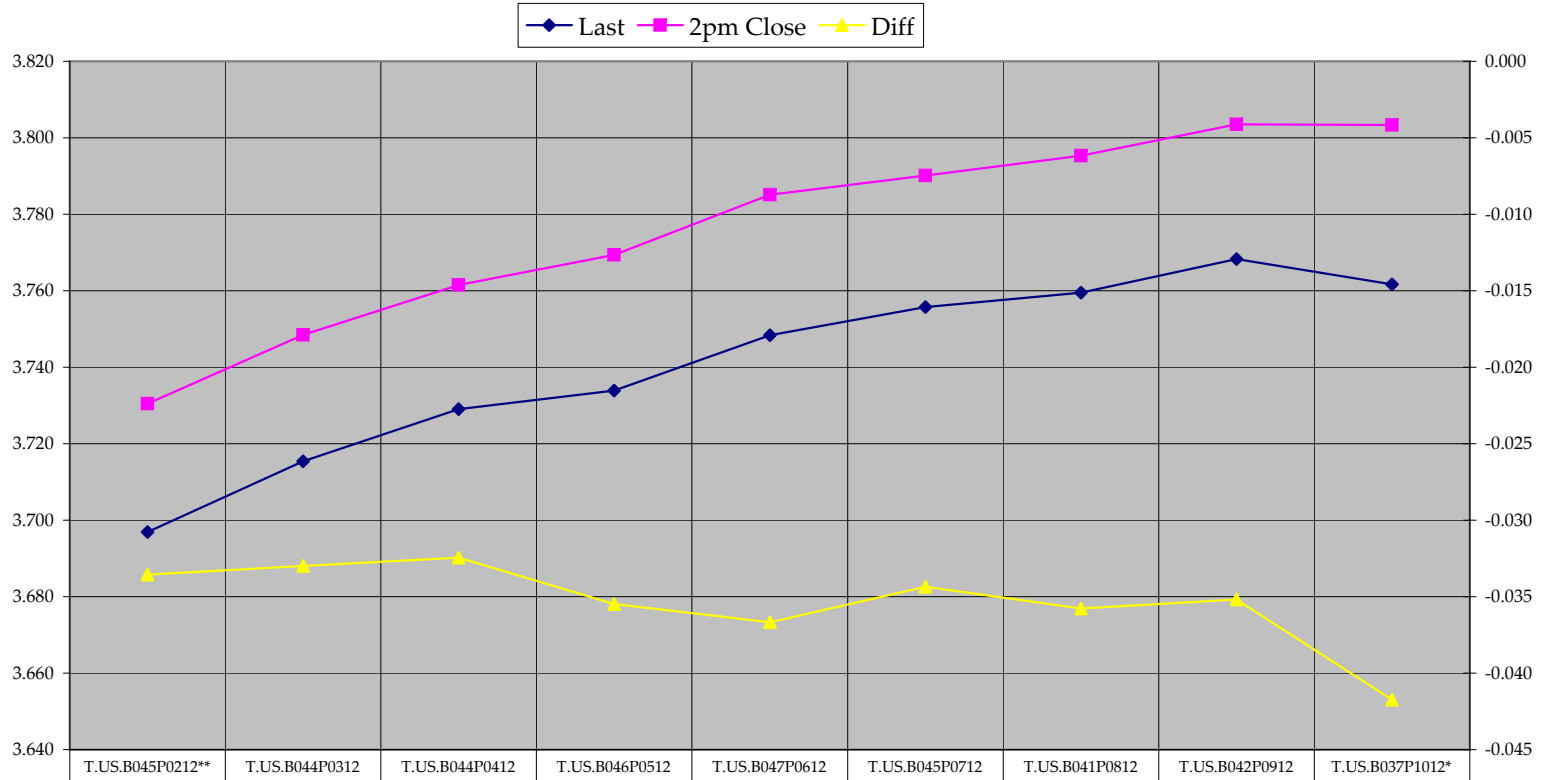
#VALUE! = No quote being provided by exchange

#NUM! = No quote being provided by exchange

Carry (LDD) = Carry cost to Last Delivery Day and is quoted in 32nds

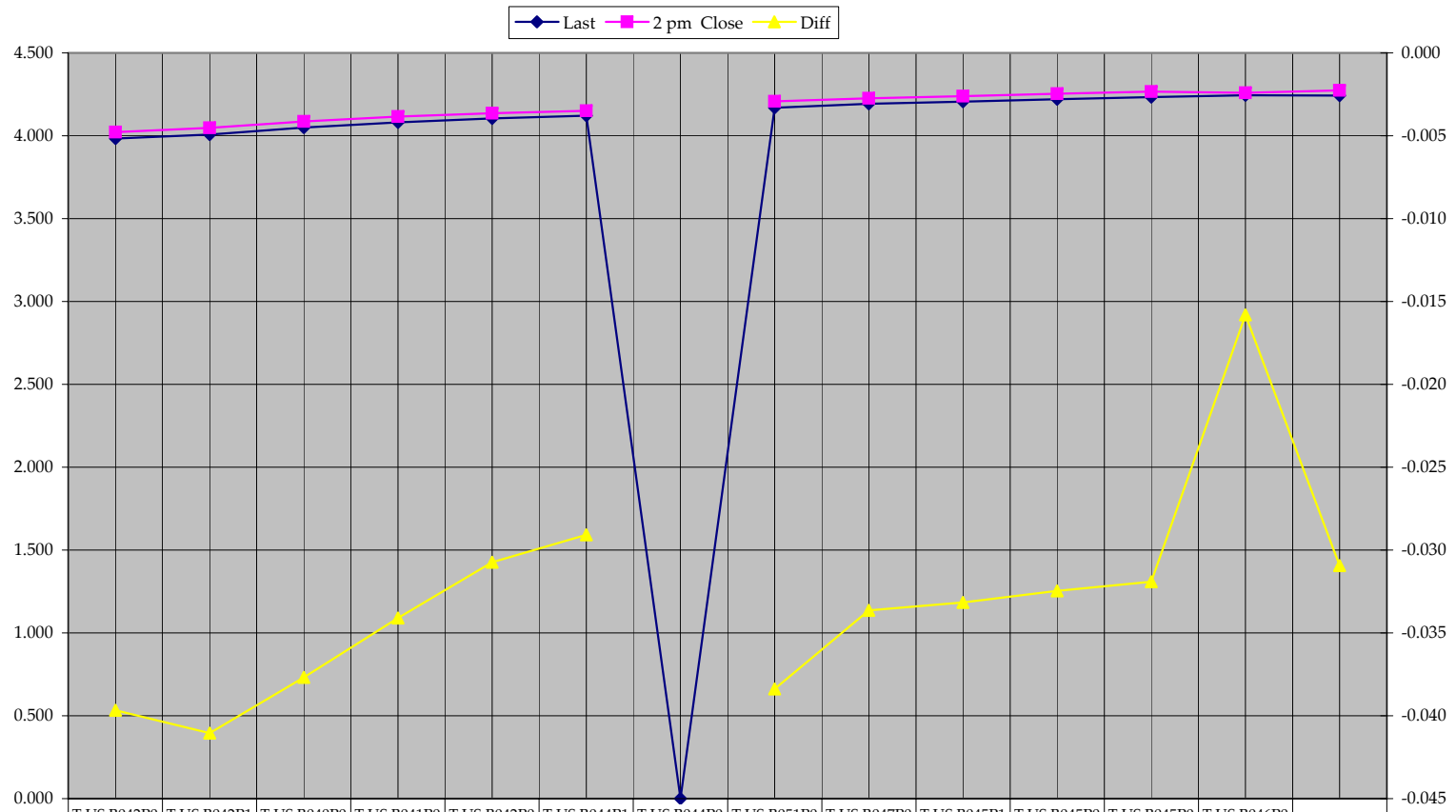
BNOC = Basis Net of Carry and is quoted in 32nds

5 Yr Deliverable Curve



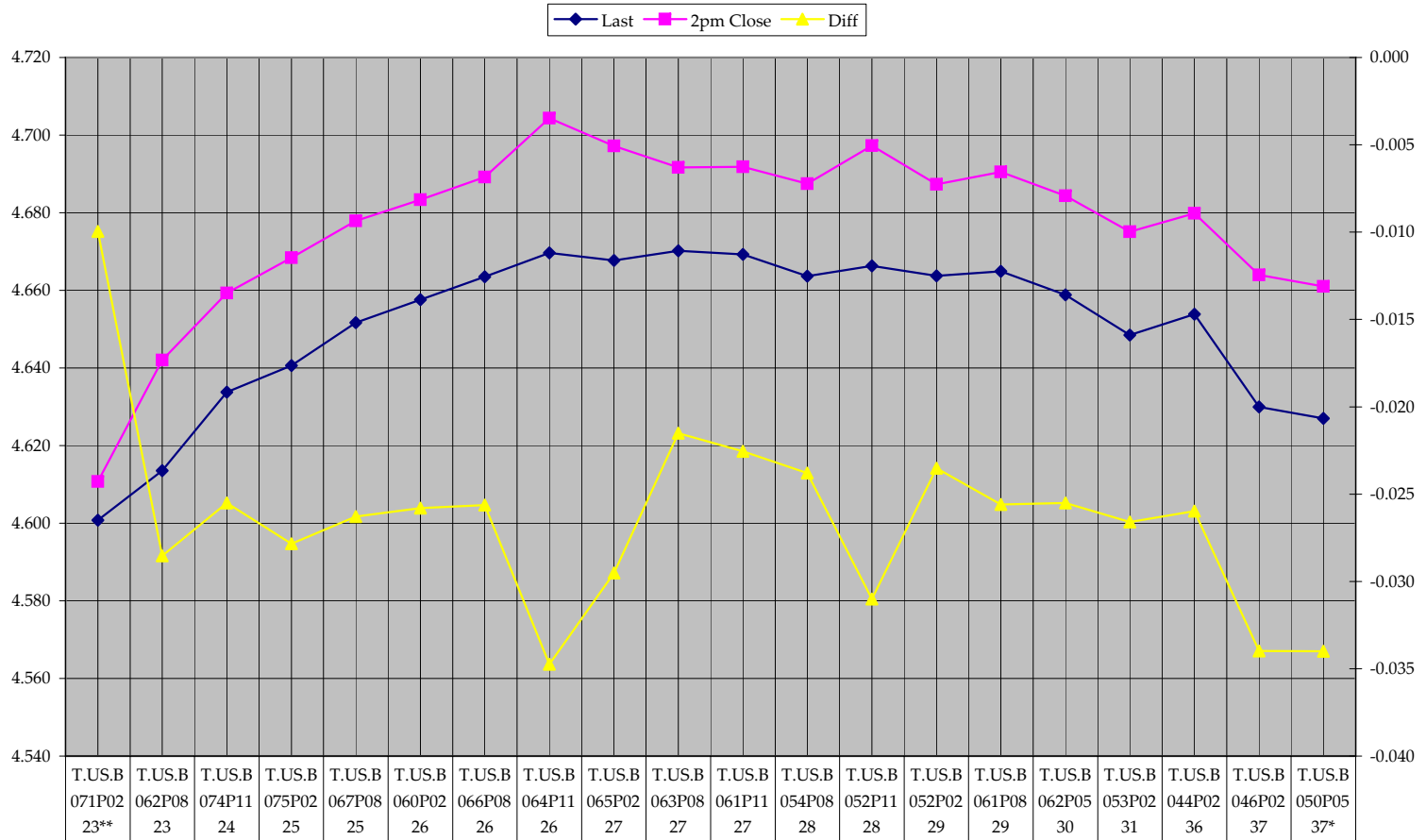
◆ Last	3.697	3.715	3.729	3.734	3.748	3.756	3.760	3.768	3.762
■ 2pm Close	3.730	3.748	3.761	3.769	3.785	3.790	3.795	3.803	3.803
▲ Diff	-0.034	-0.033	-0.032	-0.035	-0.037	-0.034	-0.036	-0.035	-0.042

10 Yr Deliverable Curve



◆ Last	3.983	4.007	4.049	4.081	4.104	4.121	0.000	4.170	4.192	4.207	4.221	4.234	4.244	4.242
■ 2 pm Close	4.023	4.048	4.087	4.115	4.135	4.150		4.208	4.226	4.240	4.254	4.266	4.260	4.273
▲ Diff	-0.040	-0.041	-0.038	-0.034	-0.031	-0.029		-0.038	-0.034	-0.033	-0.032	-0.032	-0.016	-0.031

30 Yr Deliverable Curve



◆ Last	4.601	4.614	4.634	4.641	4.652	4.658	4.664	4.670	4.668	4.670	4.669	4.664	4.666	4.664	4.665	4.659	4.649	4.654	4.630	4.627
■ 2pm Close	4.611	4.642	4.659	4.668	4.678	4.683	4.689	4.704	4.697	4.692	4.692	4.687	4.697	4.687	4.691	4.684	4.675	4.680	4.664	4.661
▲ Diff	-0.010	-0.029	-0.026	-0.028	-0.026	-0.026	-0.026	-0.035	-0.030	-0.022	-0.023	-0.024	-0.031	-0.024	-0.026	-0.026	-0.027	-0.026	-0.034	-0.034