



## The Morning Email: US Deliverable Basket

11/15/2007 5:39

Central Standard Time

This email lists the deliverable baskets against the Chicago Board of Trade Financial Futures 2, 5, 10, & 30 year. The work in this document is based on the work of *Galen Burghardt*. I highly suggest reading his books on the Bond Basis and the Eurodollar.

Want something added? Let me know: [jgoulding@ghco.com](mailto:jgoulding@ghco.com)

**Disclaimer:** All information within this newsletter is meant for internal use at GH Trader's LLC, only. All information has been recorded to the best of my ability. This material is based upon information that I consider reliable, but I do not represent that it is accurate or complete.

**New: Charts now have last trade vs 2pm close.**

Time (CST)	5:39:31
Trade Date	11/15/2007
Settle Date	11/16/2007

Dec07 Fut	Last 32	Dec07 Fut	Last 32
ZT	104.105	ZN	111.265
ZF	108.270	ZB	114.18

Last Delivery Day	Last Trading Day	
2yr / 5yr	1/4/2008	12/31/2007
10yr/ 30yr	12/31/2007	12/19/2007

												2 PM Close	
2 Yr Symbol	LAST 32	Coupon	Issue Date	Mat Date	CF	Basis	Yield	DV01 (\$)	DV01 32	MDUR	Full Price	Yield	Diff
T.US.B040P0909**	100.307	4.000	09/30/07	09/30/09	0.9672	10.8184666	3.461	\$ 181	0.579	1.78	101.473	3.545	-0.085
T.US.B033P0909	99.27	3.375	09/15/04	09/15/09	0.9569	9.40794112	3.462	\$ 176	0.562	1.75	100.419	3.547	-0.084
T.US.B033P1009	99.27	3.375	10/15/04	10/15/09	0.9550	15.733184	3.459	\$ 183	0.587	1.83	100.139	3.544	-0.085
T.US.B035P1009*	100.1	3.625	10/31/07	10/31/09	0.9593	16.4181606	3.457	\$ 188	0.602	1.87	100.472	3.541	-0.084
T.US.B034P1109	100.047	3.500	11/15/04	11/15/09	0.9553	24.4344614	3.422	\$ 192	0.613	1.91	100.156	3.516	-0.094
T.US.B045P1109	102.082	4.625	11/15/06	11/15/09	0.9754	25.0200499	3.441	\$ 194	0.621	1.90	102.269	3.538	-0.097
T.US.B034P1209	100.032	3.500	12/15/04	12/15/09	0.9535	28.9267968	3.448	\$ 199	0.637	1.96	101.573	3.538	-0.090
5Yr Symbol	LAST 32	Coupon	Issue Date	Mat Date	CF	Basis	Yield	DV01 (\$)	DV01 32	MDUR	Full Price	Yield	
T.US.B045P0212**	103.155	4.625	02/28/07	02/29/12	0.9499	26.02	3.735	\$ 401	1.283	3.84	104.463	3.803	-0.068
T.US.B044P0312	102.315	4.500	03/31/07	03/31/12	0.9444	29.04	3.751	\$ 407	1.302	3.93	103.562	3.820	-0.069
T.US.B044P0412	102.31	4.500	04/30/07	04/30/12	0.9434	32.00	3.768	\$ 414	1.324	4.01	103.167	3.765	0.002
T.US.B046P0512	104.022	4.750	05/30/07	05/31/12	0.9521	37.11	3.764	\$ 423	1.355	3.99	106.262	3.830	-0.066
T.US.B047P0612	104.197	4.875	06/30/07	06/30/12	0.9562	40.43	3.774	\$ 432	1.382	4.06	106.457	3.839	-0.065
T.US.B045P0712	103.177	4.625	07/31/07	07/31/12	0.9456	43.09	3.791	\$ 436	1.396	4.16	104.910	3.853	-0.062
T.US.B041P0812	101.14	4.125	08/31/07	08/31/12	0.9246	48.03	3.792	\$ 438	1.401	4.28	102.310	3.854	-0.061
T.US.B042P0912	101.315	4.250	09/30/07	09/30/12	0.9285	52.04	3.798	\$ 446	1.428	4.35	102.530	3.860	-0.062
T.US.B037P1012*	100.117	3.875	10/30/07	10/31/12	0.9119	57.65	3.793	\$ 449	1.437	4.47	100.536	3.854	-0.061
Jim Goulding, jgoulding@ghco.com						The Morning Email, US Deliverable							
10 Yr Symbol	LAST 32	Coupon	Issue Date	Mat Date	CF	Basis	Yield	DV01 (\$)	DV01 32	MDUR	Full Price	Yield	
T.US.B042P0814**	101.160	4.250	8/16/2004	8/15/2014	0.9069	24.23	3.993	\$ 592	1.893	5.77	102.574	4.038	-0.045
T.US.B042P1114	101.130	4.250	11/15/2004	11/15/2014	0.9040	31.54	4.017	\$ 610	1.951	6.01	101.418	4.061	-0.044
T.US.B040P0215	99.190	4.000	2/15/2005	2/15/2015	0.8870	33.97	4.065	\$ 621	1.987	6.17	100.605	4.100	-0.035
T.US.B041P0515	100.090	4.125	5/16/2005	5/15/2015	0.8910	41.75	4.081	\$ 641	2.052	6.40	100.293	4.125	-0.044
T.US.B042P0815	100.310	4.250	8/15/2005	8/15/2015	0.8955	47.75	4.102	\$ 662	2.118	6.49	102.043	4.142	-0.040
T.US.B044P1115	102.180	4.500	11/15/2005	11/15/2015	0.9080	54.32	4.120	\$ 686	2.194	6.68	102.575	4.159	-0.039
T.US.B044P0216	#VALUE!	4.500	2/15/2006	2/15/2016	0.9058	#VALUE!		#VALUE!	#VALUE!	#VALUE!	#VALUE!		
T.US.B051P0516	106.225	5.125	5/15/2006	5/15/2016	0.9436	60.27	4.179	\$ 737	2.358	6.91	106.717	4.216	-0.037
T.US.B047P0816	104.285	4.875	8/15/2006	8/15/2016	0.9259	65.19	4.200	\$ 747	2.390	7.04	106.123	4.215	-0.015
T.US.B045P1116	103.015	4.625	11/15/2006	11/15/2016	0.9074	71.95	4.214	\$ 756	2.418	7.33	103.060	4.246	-0.031
T.US.B045P0217	103.005	4.625	2/15/2007	2/15/2017	0.9054	78.06	4.227	\$ 773	2.472	7.42	104.184	4.253	-0.027
T.US.B045P0517	102.020	4.500	5/15/2007	5/15/2017	0.8946	85.95	4.234	\$ 785	2.511	7.69	102.075	4.274	-0.040
T.US.B046P0817	103.285	4.750	8/15/2007	8/15/2017	0.9105	87.93	4.257	\$ 809	2.590	7.70	105.091	4.277	-0.020

T.US.B042P1117\* 100.025 4.250 11/8/2007 11/15/2017 0.8721 102.43 4.240 \$ 808 2.587 8.08 100.090 4.271 -0.031

30 Yr Symbol	LAST 32	Coupon	Issue Date	Mat Date	CF	Basis	Yield	DV01 (\$)	DV01 32	MDUR	Full Price	Yield	Diff
T.US.B071P0223**	127.145	7.125	2/16/1993	2/15/2023	1.1103	26.08	4.584	\$ 1,276	4.084	9.87	129.254	4.602	-0.018
T.US.B062P0823	118.040	6.250	8/16/1993	8/15/2023	1.0250	38.91	4.598	\$ 1,239	3.964	10.35	119.704	4.614	-0.016
T.US.B074P1124	133.215	7.500	8/15/1994	11/15/2024	1.1570	54.63	4.616	\$ 1,421	4.547	10.63	133.692	4.631	-0.014
T.US.B075P0225	135.105	7.625	2/15/1995	2/15/2025	1.1717	53.98	4.618	\$ 1,448	4.633	10.55	137.255	4.631	-0.013
T.US.B067P0825	126.280	6.875	8/15/1995	8/15/2025	1.0940	67.07	4.627	\$ 1,410	4.512	10.96	128.612	4.640	-0.013
T.US.B060P0226	116.205	6.000	2/15/1996	2/15/2026	1.0000	82.66	4.635	\$ 1,355	4.335	11.46	118.157	4.643	-0.007
T.US.B066P0826	126.065	6.750	8/15/1996	8/15/2026	1.0831	85.35	4.637	\$ 1,456	4.659	11.38	127.909	4.640	-0.003
T.US.B064P1126	123.105	6.500	11/15/1996	11/15/2026	1.0557	93.36	4.641	\$ 1,445	4.623	11.71	123.346	4.645	-0.005
T.US.B065P0227	125.030	6.625	2/18/1997	2/15/2027	1.0703	96.57	4.639	\$ 1,472	4.711	11.61	126.768	4.643	-0.005
T.US.B063P0827	122.090	6.375	8/15/1997	8/15/2027	1.0428	106.94	4.638	\$ 1,473	4.713	11.89	123.892	4.644	-0.006
T.US.B061P1127	119.095	6.125	11/17/1997	11/15/2027	1.0142	115.83	4.639	\$ 1,459	4.669	12.23	119.314	4.641	-0.003
T.US.B054P0828	111.155	5.500	8/17/1998	8/15/2028	0.9415	131.17	4.634	\$ 1,425	4.561	12.63	112.874	4.639	-0.005
T.US.B052P1128	108.100	5.250	11/16/1998	11/15/2028	0.9116	138.80	4.632	\$ 1,408	4.505	12.99	108.327	4.636	-0.005
T.US.B052P0229	108.090	5.250	2/16/1999	2/15/2029	0.9111	139.63	4.627	\$ 1,418	4.537	12.93	109.608	4.631	-0.005
T.US.B061P0829	120.110	6.125	8/16/1999	8/15/2029	1.0150	146.41	4.633	\$ 1,548	4.952	12.70	121.892	4.636	-0.003
T.US.B062P0530	122.220	6.250	2/15/2000	5/15/2030	1.0304	165.20	4.630	\$ 1,602	5.127	13.06	122.705	4.633	-0.003
T.US.B053P0231	110.220	5.375	2/15/2001	2/15/2031	0.9226	174.65	4.618	\$ 1,519	4.862	13.56	112.046	4.621	-0.003
T.US.B044P0236	98.115	4.500	2/15/2006	2/15/2036	0.7978	235.66	4.620	\$ 1,552	4.966	15.60	99.497	4.623	-0.003
T.US.B046P0237	102.120	4.750	2/15/2007	2/15/2037	0.8292	249.55	4.601	\$ 1,626	5.204	15.70	103.575	4.609	-0.008
T.US.B050P0537*	106.145	5.750	5/15/2007	8/15/2037	0.8628	257.42	4.597	\$ 1,687	5.400	15.67	107.717	4.606	-0.009

**NOTES**

MDUR = Modified Macaulay Duration

CF = Conversion Factor

\* = OTR

\*\* = CTD

\*\*\* = CTD & OTR

#VALUE! = No quote being provided by exchange

#NUM! = No quote being provided by exchange

Carry (LDD) = Carry cost to Last Delivery Day and is quoted in 32nds

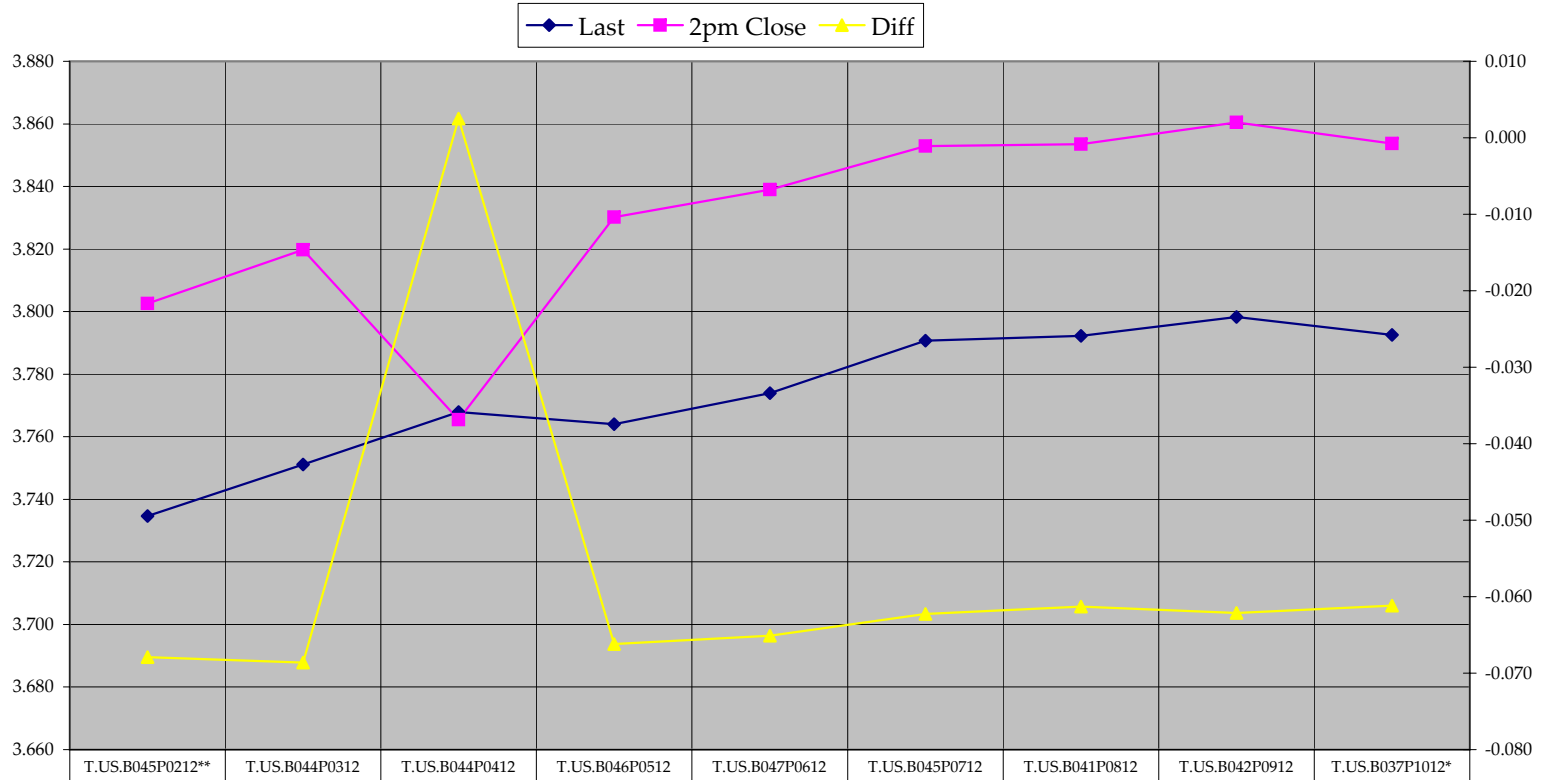
BNOC = Basis Net of Carry and is quoted in 32nds





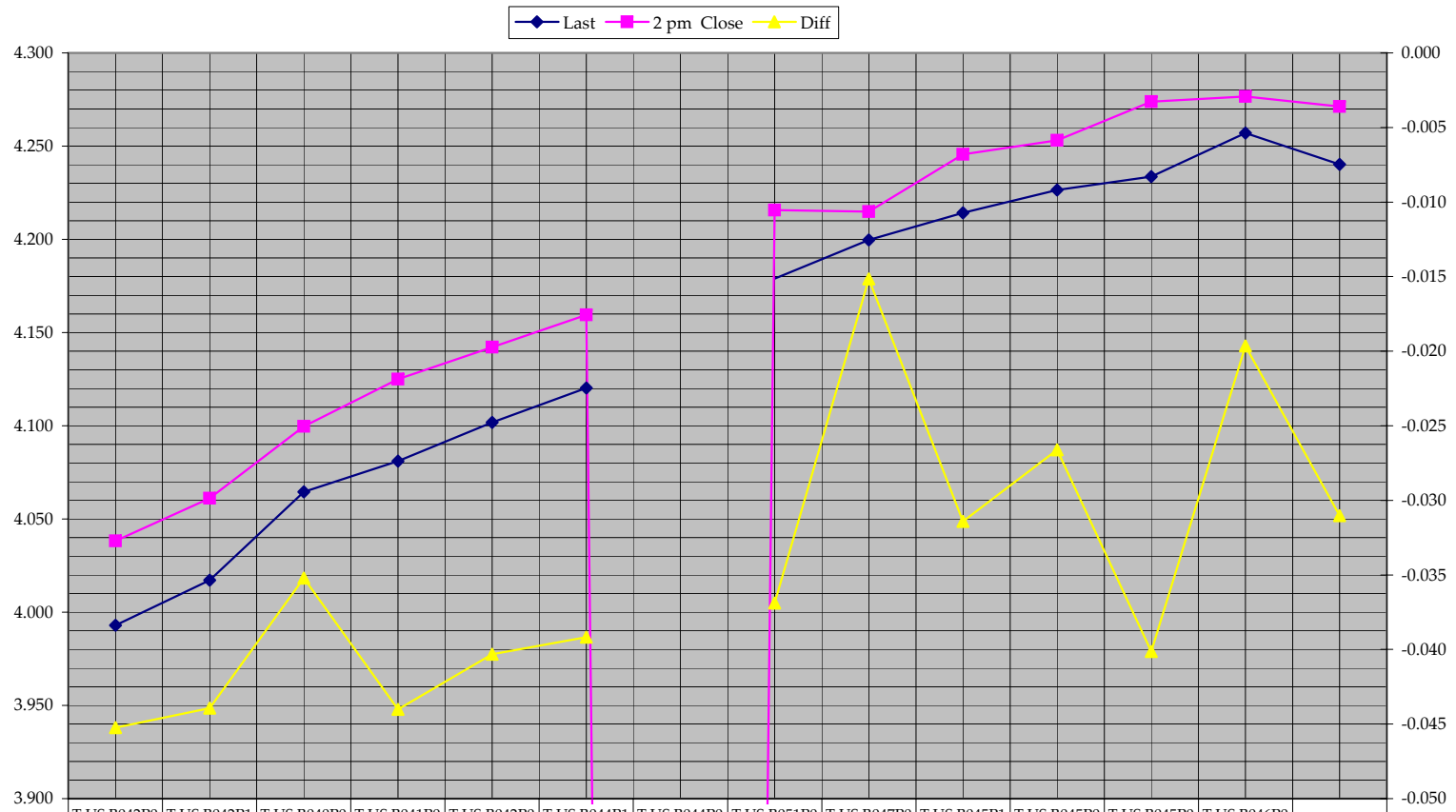


### 5 Yr Deliverable Curve



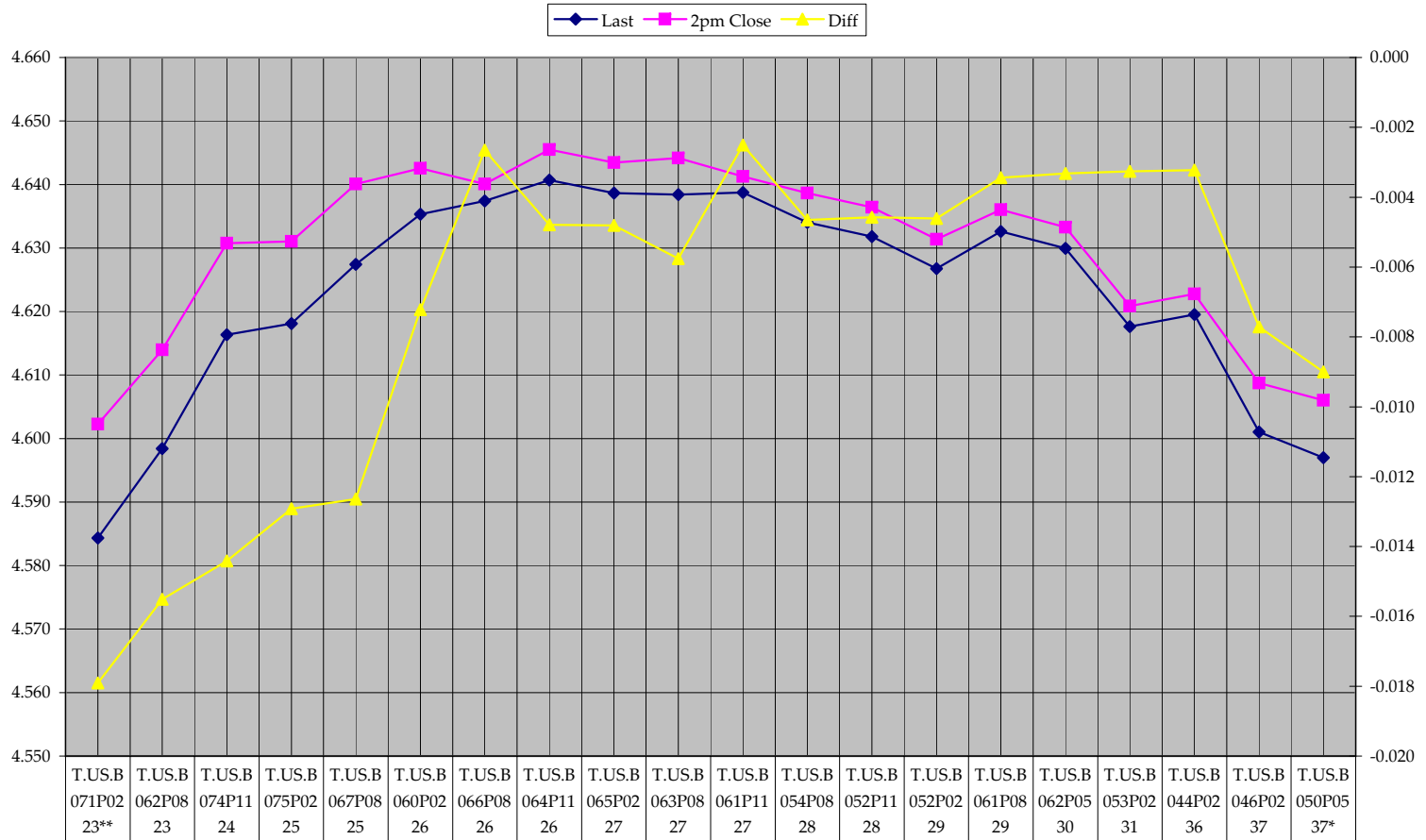
◆ Last	3.735	3.751	3.768	3.764	3.774	3.791	3.792	3.798	3.793
■ 2pm Close	3.803	3.820	3.765	3.830	3.839	3.853	3.854	3.860	3.854
▲ Diff	-0.068	-0.069	0.002	-0.066	-0.065	-0.062	-0.061	-0.062	-0.061

### 10 Yr Deliverable Curve



◆ Last	3.993	4.017	4.065	4.081	4.102	4.120	0.000	4.179	4.200	4.214	4.227	4.234	4.257	4.240
■ 2 pm Close	4.038	4.061	4.100	4.125	4.142	4.159	0.000	4.216	4.215	4.246	4.253	4.274	4.277	4.271
▲ Diff	-0.045	-0.044	-0.035	-0.044	-0.040	-0.039		-0.037	-0.015	-0.031	-0.027	-0.040	-0.020	-0.031

### 30 Yr Deliverable Curve



	T.US.B 071P02 23**	T.US.B 062P08 23	T.US.B 074P11 24	T.US.B 075P02 25	T.US.B 067P08 25	T.US.B 060P02 26	T.US.B 066P08 26	T.US.B 064P11 26	T.US.B 065P02 27	T.US.B 063P08 27	T.US.B 061P11 27	T.US.B 054P08 28	T.US.B 052P11 28	T.US.B 052P02 29	T.US.B 061P08 29	T.US.B 062P05 30	T.US.B 053P02 31	T.US.B 044P02 36	T.US.B 046P02 37	T.US.B 050P05 37*
◆ Last	4.584	4.598	4.616	4.618	4.627	4.635	4.637	4.641	4.639	4.638	4.639	4.634	4.632	4.627	4.633	4.630	4.618	4.620	4.601	4.597
■ 2pm Close	4.602	4.614	4.631	4.631	4.640	4.643	4.640	4.645	4.643	4.644	4.641	4.639	4.636	4.631	4.636	4.633	4.621	4.623	4.609	4.606
▲ Diff	-0.018	-0.016	-0.014	-0.013	-0.013	-0.007	-0.003	-0.005	-0.005	-0.006	-0.003	-0.005	-0.005	-0.005	-0.003	-0.003	-0.003	-0.003	-0.008	-0.009