



## The Morning Email: US Deliverable Basket

11/19/2007 5:42

Central Standard Time

This email lists the deliverable baskets against the Chicago Board of Trade Financial Futures 2, 5, 10, & 30 year. The work in this document is based on the work of *Galen Burghardt*. I highly suggest reading his books on the Bond Basis and the Eurodollar.

Want something added? Let me know: [jgoulding@ghco.com](mailto:jgoulding@ghco.com)

**Disclaimer:** All information within this newsletter is meant for internal use at GH Trader's LLC, only. All information has been recorded to the best of my ability. This material is based upon information that I consider reliable, but I do not represent that it is accurate or complete.

**New: Charts now have last trade vs 2pm close.**

**Close were last marked on Thursday, November 15th, 2pm CT.**

Time (CST)	5:42:05
Trade Date	11/19/2007
Settle Date	11/20/2007

Dec07 Fut	Last 32	Dec07 Fut	Last 32
ZT	104.180	ZN	112.145
ZF	109.095	ZB	115.18

Last Delivery Day	Last Trading Day	
2yr / 5yr	1/4/2008	12/31/2007
10yr/ 30yr	12/31/2007	12/19/2007

												2 PM Close	
2 Yr Symbol	LAST 32	Coupon	Issue Date	Mat Date	CF	Basis	Yield	DV01 (\$)	DV01 32	MDUR	Full Price	Yield	Diff
T.US.B040P0909**	101.057	4.000	09/30/07	09/30/09	0.9672	17.075657	3.338	\$ 180	0.577	1.77	101.736	3.361	-0.024
T.US.B033P0909	100.022	3.375	09/15/04	09/15/09	0.9569	15.8730419	3.333	\$ 175	0.561	1.74	100.681	3.351	-0.018
T.US.B033P1009	100.022	3.375	10/15/04	10/15/09	0.9550	22.199744	3.335	\$ 183	0.585	1.82	100.401	3.352	-0.017
T.US.B035P1009*	100.182	3.625	10/31/07	10/31/09	0.9593	23.8814182	3.319	\$ 188	0.600	1.86	100.768	3.349	-0.030
T.US.B034P1109	100.127	3.500	11/15/04	11/15/09	0.9553	31.700791	3.291	\$ 191	0.612	1.90	100.445	3.312	-0.021
T.US.B045P1109	102.162	4.625	11/15/06	11/15/09	0.9754	32.2709427	3.308	\$ 194	0.620	1.89	102.570	3.332	-0.024
T.US.B034P1209	100.117	3.500	12/15/04	12/15/09	0.9535	36.6945088	3.314	\$ 199	0.636	1.95	101.877	3.314	0.000
5Yr Symbol	LAST 32	Coupon	Issue Date	Mat Date	CF	Basis	Yield	DV01 (\$)	DV01 32	MDUR	Full Price	Yield	
T.US.B045P0212**	103.292	4.625	02/28/07	02/29/12	0.9499	11.02	3.626	\$ 402	1.287	3.83	104.942	3.633	-0.007
T.US.B044P0312	103.142	4.500	03/31/07	03/31/12	0.9444	15.21	3.637	\$ 408	1.306	3.92	104.071	3.655	-0.018
T.US.B044P0412	103.14	4.500	04/30/07	04/30/12	0.9434	18.50	3.654	\$ 415	1.328	4.00	103.685	3.670	-0.016
T.US.B046P0512	104.167	4.750	05/30/07	05/31/12	0.9521	22.85	3.656	\$ 425	1.359	3.98	106.767	3.674	-0.018
T.US.B047P0612	105.027	4.875	06/30/07	06/30/12	0.9562	26.54	3.664	\$ 433	1.387	4.05	106.979	3.685	-0.021
T.US.B045P0712	104.01	4.625	07/31/07	07/31/12	0.9456	29.83	3.681	\$ 438	1.401	4.15	105.439	3.701	-0.021
T.US.B041P0812	101.287	4.125	08/31/07	08/31/12	0.9246	34.80	3.687	\$ 439	1.406	4.27	102.815	3.798	-0.111
T.US.B042P0912	102.145	4.250	09/30/07	09/30/12	0.9285	38.99	3.693	\$ 448	1.432	4.34	103.045	3.716	-0.023
T.US.B037P1012*	100.287	3.875	10/30/07	10/31/12	0.9119	47.11	3.674	\$ 451	1.443	4.46	101.110	3.700	-0.026
Jim Goulding, jgoulding@ghco.com						The Morning Email, US Deliverable							
10 Yr Symbol	LAST 32	Coupon	Issue Date	Mat Date	CF	Basis	Yield	DV01 (\$)	DV01 32	MDUR	Full Price	Yield	
T.US.B042P0814**	102.020	4.250	8/16/2004	8/15/2014	0.9069	14.32	3.898	\$ 595	1.903	5.76	103.183	3.875	0.023
T.US.B042P1114	102.000	4.250	11/15/2004	11/15/2014	0.9040	22.72	3.920	\$ 613	1.962	6.01	102.058	3.900	0.020
T.US.B040P0215	100.085	4.000	2/15/2005	2/15/2015	0.8870	28.17	3.957	\$ 625	2.000	6.17	101.320	3.939	0.017
T.US.B041P0515	100.265	4.125	5/16/2005	5/15/2015	0.8910	31.83	3.996	\$ 645	2.063	6.39	100.885	3.979	0.017
T.US.B042P0815	101.165	4.250	8/15/2005	8/15/2015	0.8955	37.70	4.019	\$ 665	2.129	6.48	102.636	4.017	0.002
T.US.B044P1115	103.045	4.500	11/15/2005	11/15/2015	0.9080	44.88	4.036	\$ 689	2.206	6.68	103.202	4.027	0.009
T.US.B044P0216	#VALUE!	4.500	2/15/2006	2/15/2016	0.9058	#VALUE!		#VALUE!	#VALUE!	#VALUE!	#VALUE!		
T.US.B051P0516	107.095	5.125	5/15/2006	5/15/2016	0.9436	50.24	4.098	\$ 741	2.372	6.90	107.367	4.092	0.006
T.US.B047P0816	105.160	4.875	8/15/2006	8/15/2016	0.9259	56.20	4.118	\$ 751	2.404	7.03	106.785	4.114	0.004
T.US.B045P1116	103.230	4.625	11/15/2006	11/15/2016	0.9074	65.53	4.125	\$ 761	2.435	7.33	103.782	4.130	-0.004
T.US.B045P0217	103.220	4.625	2/15/2007	2/15/2017	0.9054	71.70	4.140	\$ 778	2.489	7.41	104.907	4.138	0.002
T.US.B045P0517	102.235	4.500	5/15/2007	5/15/2017	0.8946	79.93	4.148	\$ 790	2.529	7.69	102.796	4.150	-0.002
T.US.B046P0817	104.205	4.750	8/15/2007	8/15/2017	0.9105	83.92	4.164	\$ 816	2.610	7.70	105.893	4.169	-0.004

T.US.B042P1117*	100.260	4.250	11/8/2007	11/15/2017	0.8721	99.10	4.150	\$ 815	2.607	8.08	100.871	4.161	-0.012
-----------------	---------	-------	-----------	------------	--------	-------	-------	--------	-------	------	---------	-------	--------

30 Yr Symbol	LAST 32	Coupon	Issue Date	Mat Date	CF	Basis	Yield	DV01 (\$)	DV01 32	MDUR	Full Price	Yield	Diff
T.US.B071P0223**	128.145	7.125	2/16/1993	2/15/2023	1.1103	22.55	4.507	\$ 1,289	4.124	9.89	130.331	4.510	-0.003
T.US.B062P0823	119.035	6.250	8/16/1993	8/15/2023	1.0250	37.61	4.520	\$ 1,252	4.005	10.36	120.757	4.525	-0.005
T.US.B074P1124	134.265	7.500	8/15/1994	11/15/2024	1.1570	54.61	4.537	\$ 1,437	4.598	10.65	134.931	4.543	-0.007
T.US.B075P0225	136.160	7.625	2/15/1995	2/15/2025	1.1717	53.98	4.537	\$ 1,464	4.685	10.57	138.510	4.548	-0.011
T.US.B067P0825	128.000	6.875	8/15/1995	8/15/2025	1.0940	68.06	4.546	\$ 1,426	4.564	10.99	129.812	4.558	-0.011
T.US.B060P0226	117.220	6.000	2/15/1996	2/15/2026	1.0000	84.16	4.556	\$ 1,370	4.385	11.49	119.269	4.567	-0.011
T.US.B066P0826	127.135	6.750	8/15/1996	8/15/2026	1.0831	89.70	4.560	\$ 1,474	4.717	11.41	129.201	4.572	-0.012
T.US.B064P1126	124.165	6.500	11/15/1996	11/15/2026	1.0557	97.58	4.557	\$ 1,463	4.682	11.74	124.605	4.571	-0.014
T.US.B065P0227	126.085	6.625	2/18/1997	2/15/2027	1.0703	99.82	4.557	\$ 1,490	4.770	11.64	128.012	4.567	-0.010
T.US.B063P0827	123.150	6.375	8/15/1997	8/15/2027	1.0428	111.57	4.559	\$ 1,492	4.774	11.92	125.149	4.566	-0.007
T.US.B061P1127	120.140	6.125	11/17/1997	11/15/2027	1.0142	119.87	4.558	\$ 1,478	4.729	12.26	120.522	4.567	-0.009
T.US.B054P0828	112.195	5.500	8/17/1998	8/15/2028	0.9415	137.04	4.556	\$ 1,444	4.621	12.66	114.059	4.561	-0.004
T.US.B052P1128	109.140	5.250	11/16/1998	11/15/2028	0.9116	145.63	4.553	\$ 1,427	4.566	13.03	109.510	4.560	-0.007
T.US.B052P0229	109.135	5.250	2/16/1999	2/15/2029	0.9111	146.97	4.547	\$ 1,437	4.600	12.97	110.806	4.555	-0.008
T.US.B061P0829	121.200	6.125	8/16/1999	8/15/2029	1.0150	154.93	4.553	\$ 1,570	5.023	12.74	123.239	4.559	-0.007
T.US.B062P0530	124.010	6.250	2/15/2000	5/15/2030	1.0304	175.23	4.548	\$ 1,626	5.203	13.10	124.117	4.558	-0.010
T.US.B053P0231	111.300	5.375	2/15/2001	2/15/2031	0.9226	185.13	4.534	\$ 1,543	4.937	13.61	113.354	4.544	-0.010
T.US.B044P0236	99.210	4.500	2/15/2006	2/15/2036	0.7978	251.63	4.538	\$ 1,580	5.058	15.67	100.842	4.548	-0.010
T.US.B046P0237	103.220	4.750	2/15/2007	2/15/2037	0.8292	265.02	4.521	\$ 1,656	5.299	15.78	104.940	4.536	-0.015
T.US.B050P0537*	107.240	5.750	5/15/2007	8/15/2037	0.8628	271.31	4.518	\$ 1,717	5.496	15.75	109.068	4.533	-0.015

**NOTES**

MDUR = Modified Macaulay Duration

CF = Conversion Factor

\* = OTR

\*\* = CTD

\*\*\* = CTD & OTR

#VALUE! = No quote being provided by exchange

#NUM! = No quote being provided by exchange

Carry (LDD) = Carry cost to Last Delivery Day and is quoted in 32nds

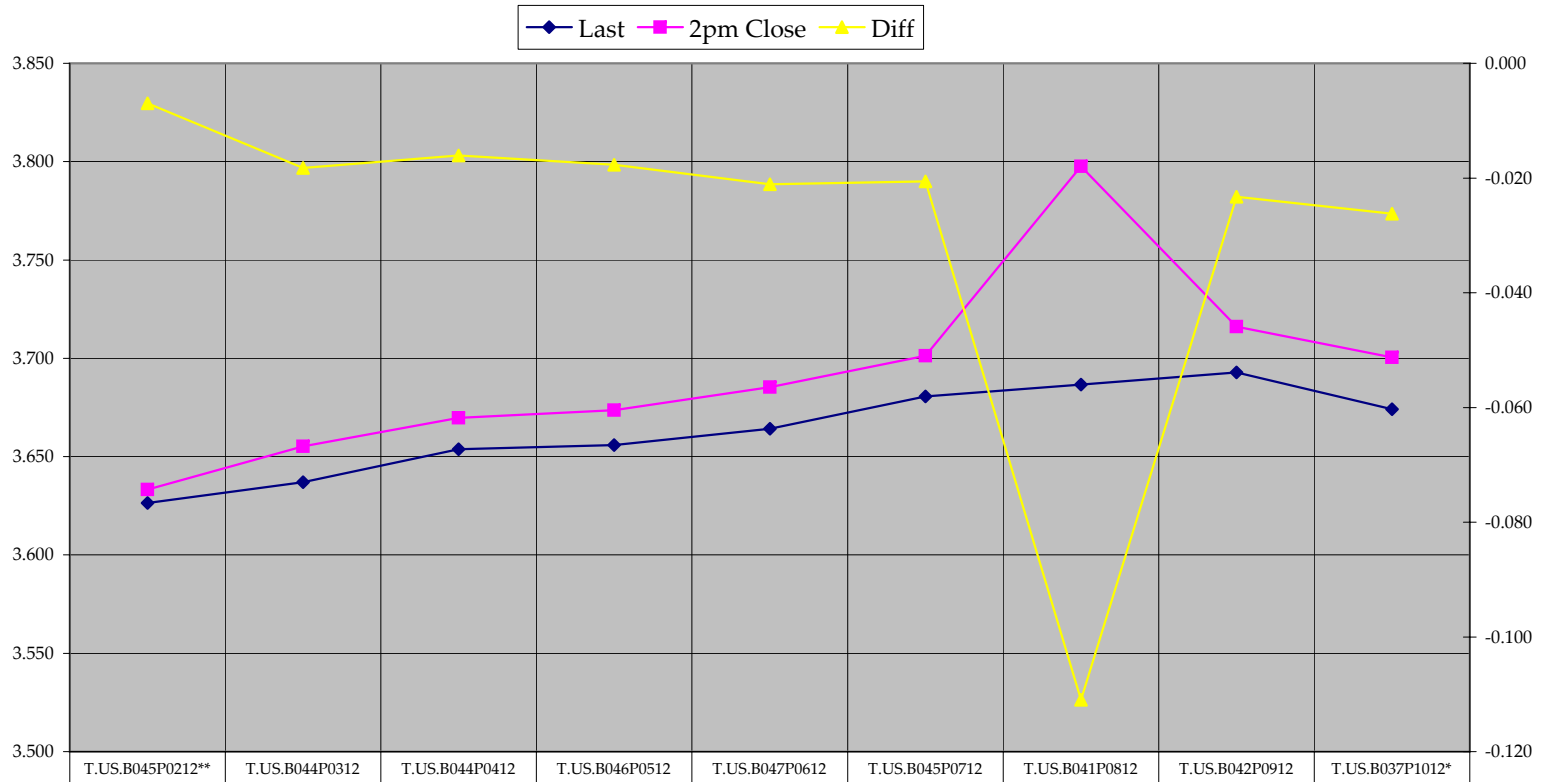
BNOC = Basis Net of Carry and is quoted in 32nds





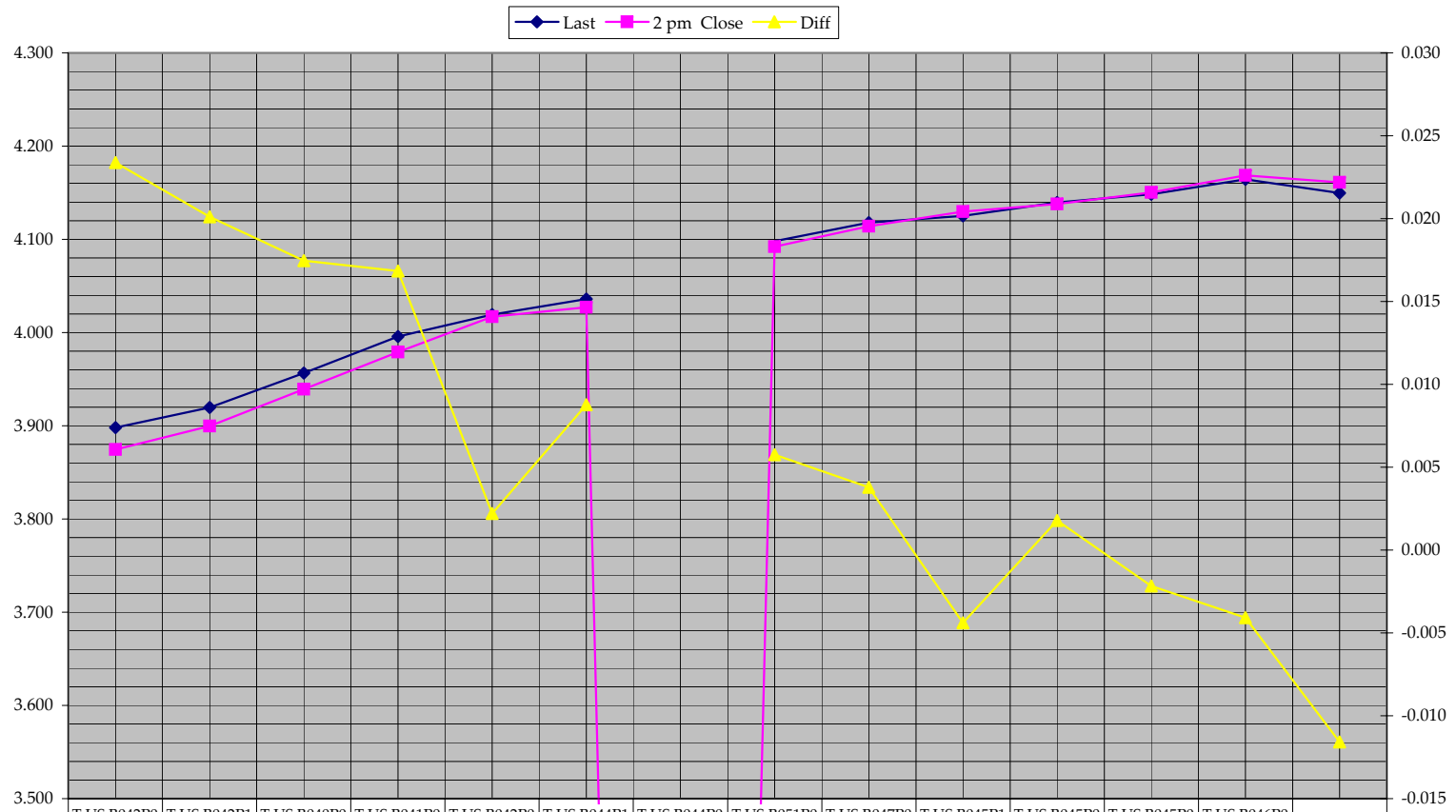


### 5 Yr Deliverable Curve



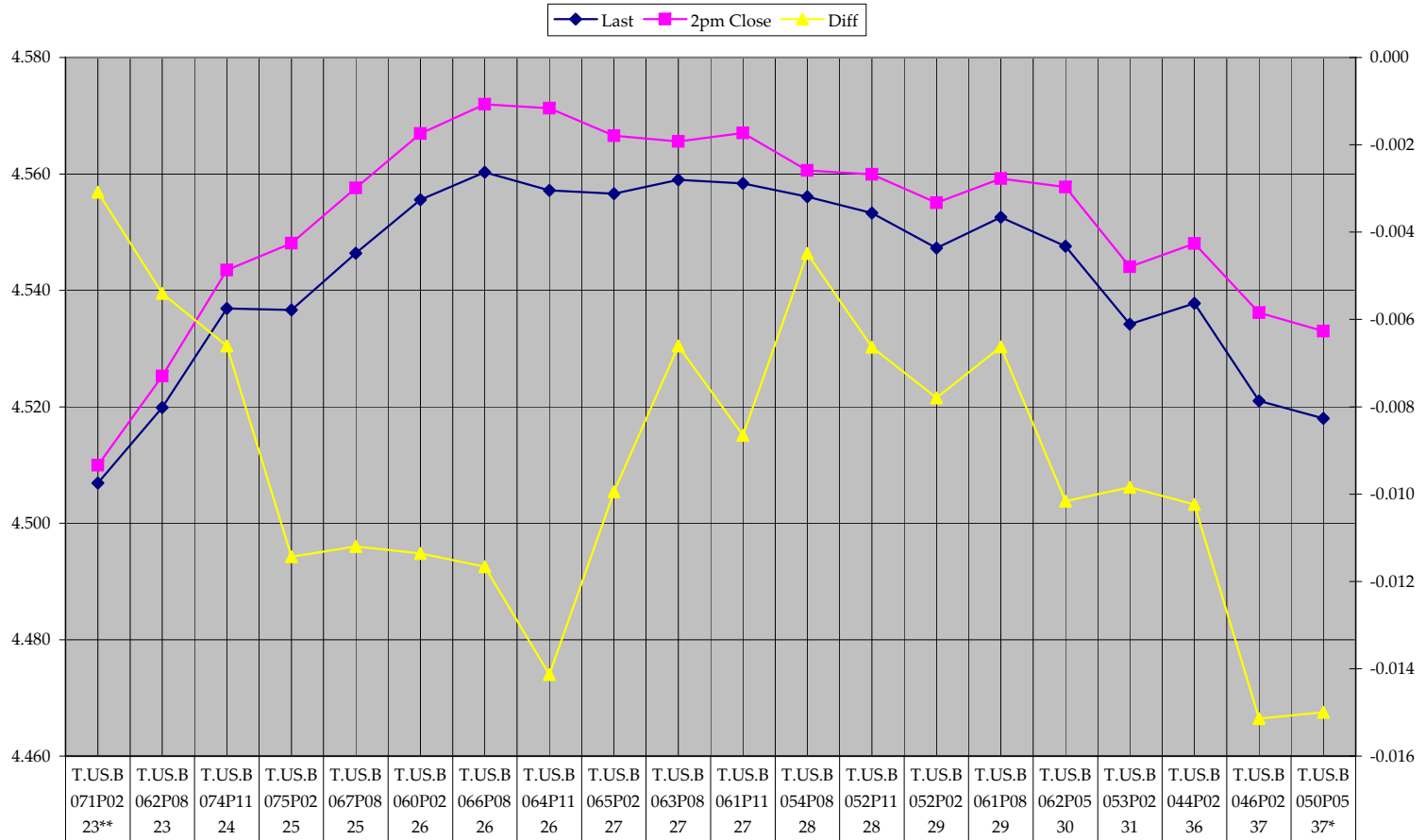
◆ Last	3.626	3.637	3.654	3.656	3.664	3.681	3.687	3.693	3.674
■ 2pm Close	3.633	3.655	3.670	3.674	3.685	3.701	3.798	3.716	3.700
▲ Diff	-0.007	-0.018	-0.016	-0.018	-0.021	-0.021	-0.111	-0.023	-0.026

### 10 Yr Deliverable Curve



◆ Last	3.898	3.920	3.957	3.996	4.019	4.036	0.000	4.098	4.118	4.125	4.140	4.148	4.164	4.150
■ 2 pm Close	3.875	3.900	3.939	3.979	4.017	4.027	0.000	4.092	4.114	4.130	4.138	4.150	4.169	4.161
▲ Diff	0.023	0.020	0.017	0.017	0.002	0.009		0.006	0.004	-0.004	0.002	-0.002	-0.004	-0.012

### 30 Yr Deliverable Curve



◆ Last	4.507	4.520	4.537	4.537	4.546	4.556	4.560	4.557	4.557	4.559	4.558	4.556	4.553	4.547	4.553	4.548	4.534	4.538	4.521	4.518
■ 2pm Close	4.510	4.525	4.543	4.548	4.558	4.567	4.572	4.571	4.567	4.566	4.567	4.561	4.560	4.555	4.559	4.558	4.544	4.548	4.536	4.533
▲ Diff	-0.003	-0.005	-0.007	-0.011	-0.011	-0.011	-0.012	-0.014	-0.010	-0.007	-0.009	-0.004	-0.007	-0.008	-0.007	-0.010	-0.010	-0.010	-0.015	-0.015