



## The Morning Email: US Deliverable Basket

11/28/2007 5:46

Central Standard Time

This email lists the deliverable baskets against the Chicago Board of Trade Financial Futures 2, 5, 10, & 30 year. The work in this document is based on the work of *Galen Burghardt*. I highly suggest reading his books on the Bond Basis and the Eurodollar.

Want something added? Let me know: [jgoulding@ghco.com](mailto:jgoulding@ghco.com)

**Disclaimer:** All information within this newsletter is meant for internal use at GH Trader's LLC, only. All information has been recorded to the best of my ability. This material is based upon information that I consider reliable, but I do not represent that it is accurate or complete.

**New: Charts now have last trade vs 2pm close.**

**Close were last marked on Tuesday, November 20th, 2pm CT.**

Time (CST)	5:46:27
Trade Date	11/28/2007
Settle Date	11/29/2007

Dec07 Fut	Last 32	Dec07 Fut	Last 32
ZT	104.260	ZN	113.155
ZF	110.020	ZB	116.31

Last Delivery Day	Last Trading Day	
2yr / 5yr	1/4/2008	12/31/2007
10yr/ 30yr	12/31/2007	12/19/2007

2 Yr Symbol	LAST 32	Coupon	Issue Date	Mat Date	CF	Basis	Yield	DV01 (\$)	DV01 32	MDUR	Full Price	2 PM Close	Yield	Diff
T.US.B040P0909**	101.155	4.000	09/30/07	09/30/09	0.9672	26.0833267	3.158	\$ 179	0.572	1.75	102.140	3.184	-0.026	
T.US.B033P0909	100.122	3.375	09/15/04	09/15/09	0.9569	25.0891494	3.152	\$ 174	0.556	1.72	101.077	3.167	-0.016	
T.US.B033P1009	100.135	3.375	10/15/04	10/15/09	0.9550	32.717408	3.140	\$ 181	0.581	1.80	100.837	3.172	-0.032	
T.US.B035P1009*	100.285	3.625	10/31/07	10/31/09	0.9593	33.3955597	3.142	\$ 186	0.595	1.84	101.179	3.159	-0.017	
T.US.B034P1109	100.255	3.500	11/15/04	11/15/09	0.9553	43.7182093	3.077	\$ 190	0.608	1.88	100.931	3.118	-0.041	
T.US.B045P1109	102.282	4.625	11/15/06	11/15/09	0.9754	43.471895	3.096	\$ 192	0.616	1.87	103.059	3.151	-0.055	
T.US.B034P1209	100.242	3.500	12/15/04	12/15/09	0.9535	48.4134016	3.113	\$ 198	0.632	1.93	102.353	3.156	-0.043	
5Yr Symbol	LAST 32	Coupon	Issue Date	Mat Date	CF	Basis	Yield	DV01 (\$)	DV01 32	MDUR	Full Price	Yield		
T.US.B045P0212**	104.18	4.625	02/28/07	02/29/12	0.9499	2.16	3.459	\$ 403	1.289	3.81	105.706	3.483	-0.024	
T.US.B044P0312	104.037	4.500	03/31/07	03/31/12	0.9444	7.22	3.467	\$ 409	1.309	3.90	104.853	3.496	-0.029	
T.US.B044P0412	104.057	4.500	04/30/07	04/30/12	0.9434	12.74	3.470	\$ 416	1.333	3.98	104.537	3.517	-0.047	
T.US.B046P0512	105.075	4.750	05/30/07	05/31/12	0.9521	15.91	3.483	\$ 426	1.363	3.96	107.596	3.521	-0.038	
T.US.B047P0612	105.257	4.875	06/30/07	06/30/12	0.9562	19.68	3.492	\$ 435	1.391	4.03	107.817	3.535	-0.043	
T.US.B045P0712	104.267	4.625	07/31/07	07/31/12	0.9456	25.99	3.492	\$ 440	1.407	4.13	106.355	3.548	-0.055	
T.US.B041P0812	102.247	4.125	08/31/07	08/31/12	0.9246	33.92	3.485	\$ 442	1.413	4.26	103.792	3.544	-0.059	
T.US.B042P0912	103.127	4.250	09/30/07	09/30/12	0.9285	40.19	3.479	\$ 450	1.441	4.33	104.094	3.549	-0.070	
T.US.B037P1012*	101.3	3.875	10/30/07	10/31/12	0.9119	51.93	3.443	\$ 454	1.453	4.44	102.246	3.496	-0.053	
Jim Goulding, jgoulding@ghco.com								The Morning Email, US Deliverable						
10 Yr Symbol	LAST 32	Coupon	Issue Date	Mat Date	CF	Basis	Yield	DV01 (\$)	DV01 32	MDUR	Full Price	Yield		
T.US.B042P0814**	103.055	4.250	8/16/2004	8/15/2014	0.9069	20.71	3.711	\$ 600	1.921	5.75	104.396	3.775	-0.064	
T.US.B042P1114	103.030	4.250	11/15/2004	11/15/2014	0.9040	28.70	3.741	\$ 619	1.980	5.99	103.257	3.805	-0.064	
T.US.B040P0215	101.120	4.000	2/15/2005	2/15/2015	0.8870	35.20	3.780	\$ 631	2.020	6.16	102.527	3.874	-0.095	
T.US.B041P0515	101.295	4.125	5/16/2005	5/15/2015	0.8910	38.23	3.826	\$ 651	2.083	6.38	102.081	3.892	-0.066	
T.US.B042P0815	102.140	4.250	8/15/2005	8/15/2015	0.8955	38.45	3.880	\$ 671	2.146	6.47	103.662	3.914	-0.033	
T.US.B044P1115	104.035	4.500	11/15/2005	11/15/2015	0.9080	46.73	3.894	\$ 695	2.225	6.67	104.282	3.936	-0.042	
T.US.B044P0216	#VALUE!	4.500	2/15/2006	2/15/2016	0.9058	#VALUE!		#VALUE!	#VALUE!	#VALUE!	#VALUE!			
T.US.B051P0516	108.075	5.125	5/15/2006	5/15/2016	0.9436	49.94	3.969	\$ 747	2.391	6.89	108.431	4.007	-0.038	
T.US.B047P0816	106.155	4.875	8/15/2006	8/15/2016	0.9259	57.98	3.986	\$ 758	2.425	7.02	107.889	4.026	-0.041	
T.US.B045P1116	104.235	4.625	11/15/2006	11/15/2016	0.9074	68.90	3.991	\$ 768	2.458	7.32	104.912	4.043	-0.052	
T.US.B045P0217	104.220	4.625	2/15/2007	2/15/2017	0.9054	74.64	4.010	\$ 785	2.512	7.40	106.020	4.049	-0.039	
T.US.B045P0517	103.260	4.500	5/15/2007	5/15/2017	0.8946	85.71	4.011	\$ 798	2.555	7.68	103.986	4.065	-0.054	
T.US.B046P0817	105.260	4.750	8/15/2007	8/15/2017	0.9105	92.19	4.020	\$ 825	2.640	7.70	107.181	4.078	-0.058	

T.US.B042P1117\* 102.010 4.250 11/8/2007 11/15/2017 0.8721 110.10 4.001 \$ 825 2.639 8.07 102.195 4.054 -0.054

30 Yr Symbol	LAST 32	Coupon	Issue Date	Mat Date	CF	Basis	Yield	DV01 (\$)	DV01 32	MDUR	Full Price	Yield	Diff
T.US.B071P0223**	129.225	7.125	2/16/1993	2/15/2023	1.1103	25.54	4.402	\$ 1,304	4.173	9.90	131.755	4.433	-0.031
T.US.B062P0823	120.085	6.250	8/16/1993	8/15/2023	1.0250	40.45	4.421	\$ 1,266	4.053	10.37	122.066	4.450	-0.030
T.US.B074P1124	136.015	7.500	8/15/1994	11/15/2024	1.1570	55.04	4.443	\$ 1,453	4.651	10.66	136.335	4.471	-0.027
T.US.B075P0225	137.210	7.625	2/15/1995	2/15/2025	1.1717	51.93	4.450	\$ 1,480	4.736	10.58	139.853	4.475	-0.026
T.US.B067P0825	129.070	6.875	8/15/1995	8/15/2025	1.0940	70.60	4.465	\$ 1,443	4.617	11.00	131.199	4.491	-0.025
T.US.B060P0226	118.250	6.000	2/15/1996	2/15/2026	1.0000	85.83	4.469	\$ 1,387	4.437	11.51	120.510	4.495	-0.026
T.US.B066P0826	128.200	6.750	8/15/1996	8/15/2026	1.0831	92.09	4.480	\$ 1,492	4.773	11.42	130.569	4.509	-0.029
T.US.B064P1126	125.300	6.500	11/15/1996	11/15/2026	1.0557	107.89	4.474	\$ 1,484	4.748	11.76	126.188	4.512	-0.038
T.US.B065P0227	127.210	6.625	2/18/1997	2/15/2027	1.0703	108.65	4.459	\$ 1,512	4.838	11.67	129.565	4.501	-0.042
T.US.B063P0827	124.275	6.375	8/15/1997	8/15/2027	1.0428	121.32	4.465	\$ 1,513	4.843	11.95	126.696	4.512	-0.047
T.US.B061P1127	121.265	6.125	11/17/1997	11/15/2027	1.0142	130.57	4.465	\$ 1,500	4.800	12.29	122.064	4.512	-0.048
T.US.B054P0828	114.000	5.500	8/17/1998	8/15/2028	0.9415	150.16	4.461	\$ 1,467	4.695	12.69	115.584	4.511	-0.049
T.US.B052P1128	110.270	5.250	11/16/1998	11/15/2028	0.9116	160.25	4.457	\$ 1,451	4.642	13.06	111.046	4.509	-0.052
T.US.B052P0229	110.255	5.250	2/16/1999	2/15/2029	0.9111	160.60	4.449	\$ 1,461	4.675	13.01	112.309	4.505	-0.056
T.US.B061P0829	123.060	6.125	8/16/1999	8/15/2029	1.0150	171.10	4.457	\$ 1,596	5.107	12.77	124.952	4.510	-0.053
T.US.B062P0530	125.220	6.250	2/15/2000	5/15/2030	1.0304	193.88	4.448	\$ 1,655	5.296	13.14	125.928	4.504	-0.056
T.US.B053P0231	113.180	5.375	2/15/2001	2/15/2031	0.9226	206.38	4.432	\$ 1,572	5.032	13.66	115.111	4.490	-0.058
T.US.B044P0236	101.150	4.500	2/15/2006	2/15/2036	0.7978	283.03	4.433	\$ 1,620	5.183	15.76	102.765	4.497	-0.064
T.US.B046P0237	105.240	4.750	2/15/2007	2/15/2037	0.8292	303.38	4.398	\$ 1,703	5.448	15.89	107.118	4.484	-0.086
T.US.B050P0537*	109.300	5.750	5/15/2007	8/15/2037	0.8628	312.55	4.393	\$ 1,767	5.654	15.86	111.378	4.481	-0.088

**NOTES**

MDUR = Modified Macaulay Duration

CF = Conversion Factor

\* = OTR

\*\* = CTD

\*\*\* = CTD & OTR

#VALUE! = No quote being provided by exchange

#NUM! = No quote being provided by exchange

Carry (LDD) = Carry cost to Last Delivery Day and is quoted in 32nds

BNOC = Basis Net of Carry and is quoted in 32nds

The Morning Email, US Deliverable

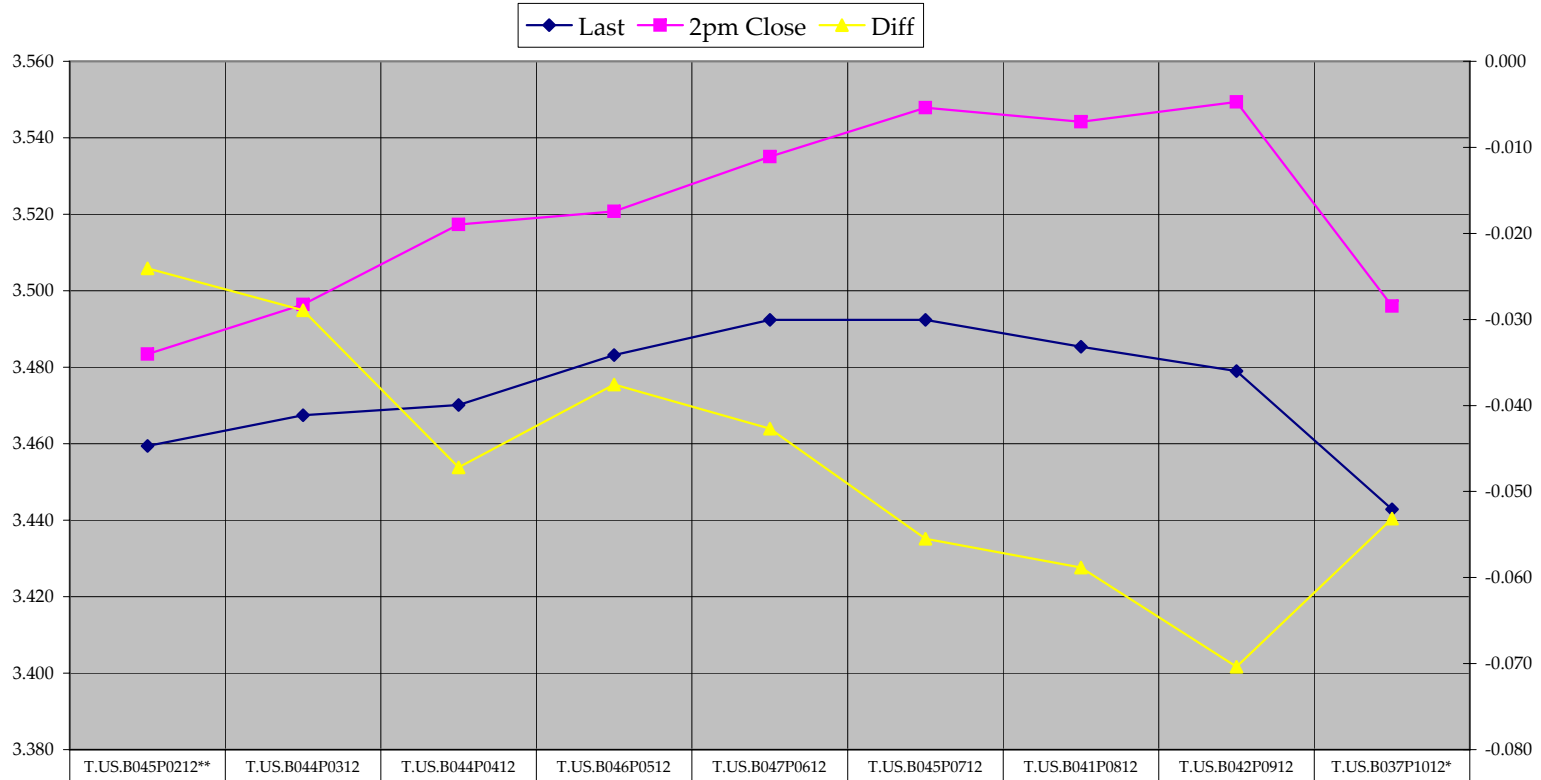
Jim Goulding, jgoulding@ghco.com





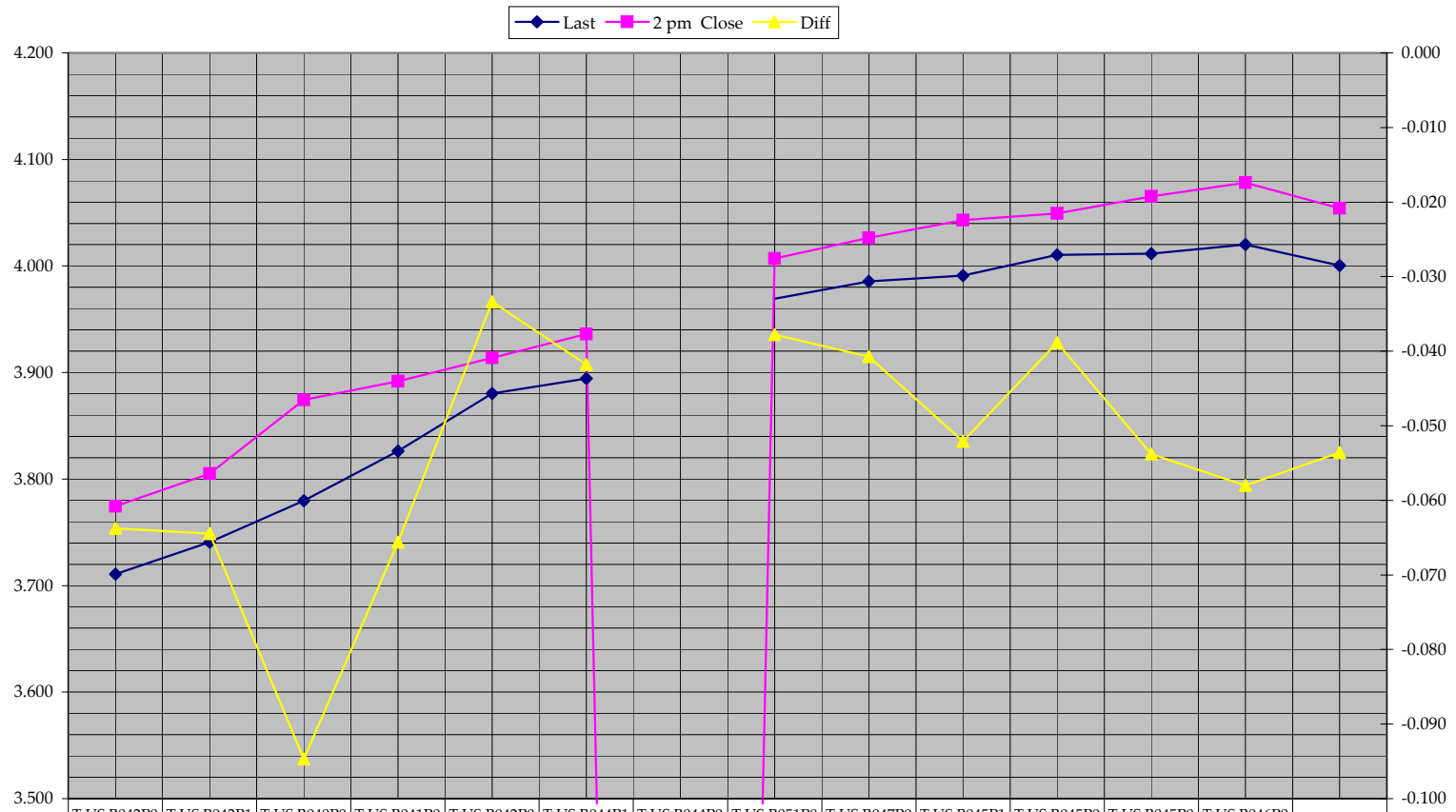


### 5 Yr Deliverable Curve



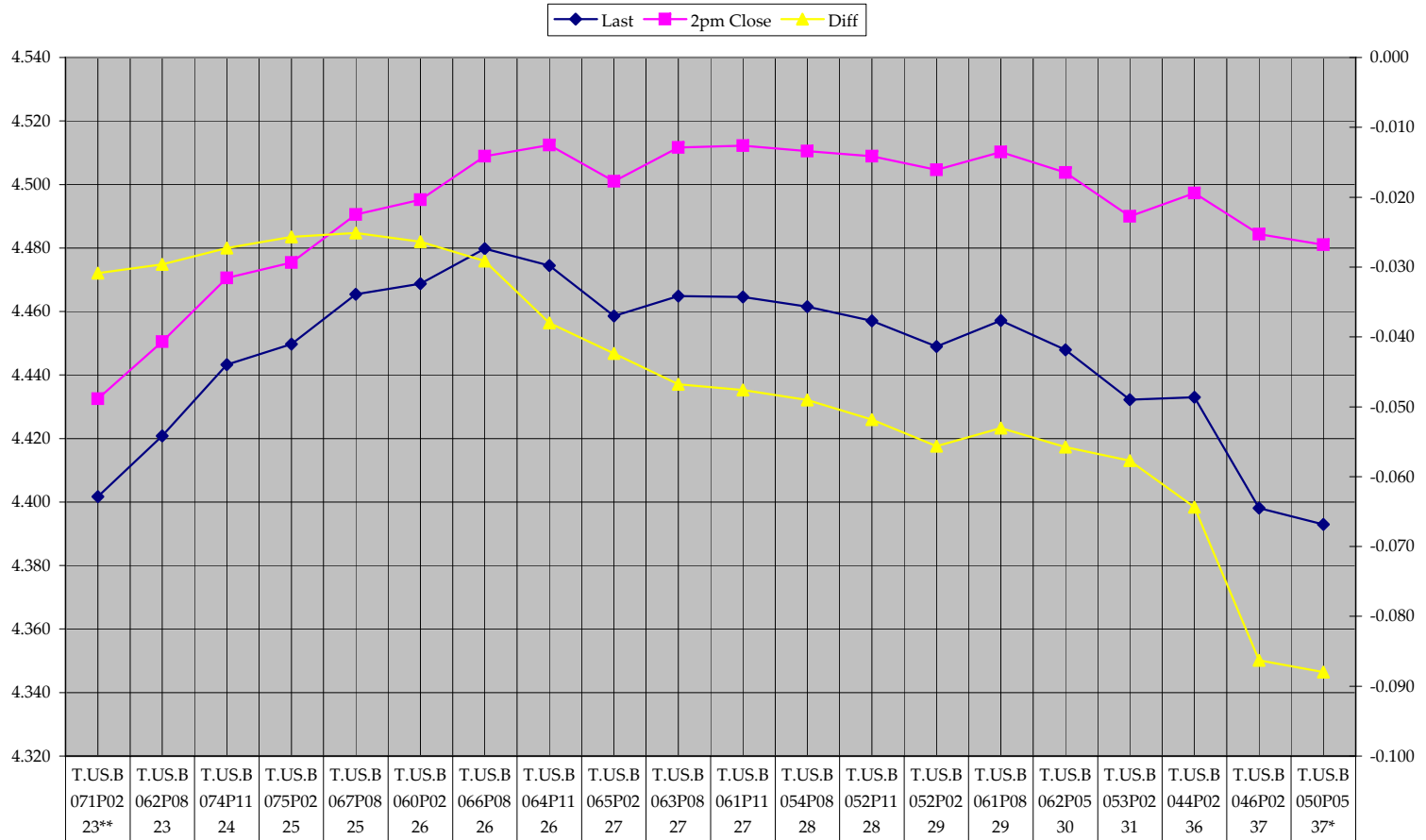
◆ Last	3.459	3.467	3.470	3.483	3.492	3.492	3.485	3.479	3.443
■ 2pm Close	3.483	3.496	3.517	3.521	3.535	3.548	3.544	3.549	3.496
▲ Diff	-0.024	-0.029	-0.047	-0.038	-0.043	-0.055	-0.059	-0.070	-0.053

### 10 Yr Deliverable Curve



◆ Last	3.711	3.741	3.780	3.826	3.880	3.894	0.000	3.969	3.986	3.991	4.010	4.011	4.020	4.001
■ 2 pm Close	3.775	3.805	3.874	3.892	3.914	3.936	0.000	4.007	4.026	4.043	4.049	4.065	4.078	4.054
▲ Diff	-0.064	-0.064	-0.095	-0.066	-0.033	-0.042		-0.038	-0.041	-0.052	-0.039	-0.054	-0.058	-0.054

### 30 Yr Deliverable Curve



	T.US.B 071P02 23**	T.US.B 062P08 23	T.US.B 074P11 24	T.US.B 075P02 25	T.US.B 067P08 25	T.US.B 060P02 26	T.US.B 066P08 26	T.US.B 064P11 26	T.US.B 065P02 27	T.US.B 063P08 27	T.US.B 061P11 27	T.US.B 054P08 28	T.US.B 052P11 28	T.US.B 052P02 29	T.US.B 061P08 29	T.US.B 062P05 30	T.US.B 053P02 31	T.US.B 044P02 36	T.US.B 046P02 37	T.US.B 050P05 37*
◆ Last	4.402	4.421	4.443	4.450	4.465	4.469	4.480	4.474	4.459	4.465	4.465	4.461	4.457	4.449	4.457	4.448	4.432	4.433	4.398	4.393
■ 2pm Close	4.433	4.450	4.471	4.475	4.491	4.495	4.509	4.512	4.501	4.512	4.512	4.511	4.509	4.505	4.510	4.504	4.490	4.497	4.484	4.481
▲ Diff	-0.031	-0.030	-0.027	-0.026	-0.025	-0.026	-0.029	-0.038	-0.042	-0.047	-0.048	-0.049	-0.052	-0.056	-0.053	-0.056	-0.058	-0.064	-0.086	-0.088