



The Morning Email: US Deliverable Basket

11/29/2007 5:41

Central Standard Time

LOOK

This email lists the deliverable baskets against the Chicago Board of Trade Financial Futures 2, 5, 10, & 30 year. The work in this document is based on the work of *Galen Burghardt*. I highly suggest reading his books on the Bond Basis and the Eurodollar.

I'VE ROLLED TO MARCH 2008 FOR THE ECBOT FUTURES.
They go "top step" Friday. A few trader's asked if I'd roll early.

Want something added? Let me know: jgoulding@ghco.com
Disclaimer: All information within this newsletter is meant for internal use at GH Trader's LLC, only. All information has been recorded to the best of my ability. This material is based upon information that I consider reliable, but I do not represent that it is accurate or complete.

New: Charts now have last trade vs 2pm close.

Close were last marked on Tuesday, November 28th, 2pm CT.

Time (CST)	5:41:11
Trade Date	11/29/2007
Settle Date	11/30/2007

Mch08 Fut	Last 32	Mch08 Fut	Last 32
ZT	104.317	ZN	112.265
ZF	109.275	ZB	116.30

Last Delivery Day	Last Trading Day	
2yr / 5yr	3/31/2008	4/3/2008
10yr/ 30yr	3/31/2008	3/19/2008

2 Yr Symbol	LAST 32	Coupon	Issue Date	Mat Date	CF	Basis	Yield	DV01 (\$)	DV01 32	MDUR	Full Price	2 PM Close	Yield	Diff
T.US.B031P1109*	100.017	3.125	11/28/07	11/30/09	0.955	20.36	3.096	\$ 193	0.616	1.92	100.070	#VALUE!	#VALUE!	
T.US.B034P1209**	100.267	3.500	12/15/04	12/15/09	0.959	32.04	3.072	\$ 197	0.632	1.93	102.441	3.173	-0.101	
T.US.B035P0110	100.28	3.625	01/18/05	01/15/10	0.9593	32.34	3.193	\$ 205	0.656	2.01	102.234	3.286	-0.093	
T.US.B034P0210	100.275	3.500	02/15/05	02/15/10	0.9553	45.16	3.092	\$ 213	0.682	2.09	101.877	3.177	-0.086	
T.US.B046P0210	103.182	4.750	02/15/07	02/15/10	0.9776	57.57	3.092	\$ 217	0.694	2.07	104.950	3.177	-0.086	

5Yr Symbol	LAST 32	Coupon	Issue Date	Mat Date	CF	Basis	Yield	DV01 (\$)	DV01 32	MDUR	Full Price	Yield	Diff
T.US.B046P0512**	105.095	4.750	05/30/07	05/31/12	0.9544	37.87	3.466	\$ 426	1.364	4.05	105.323	3.505	-0.039
T.US.B047P0612	105.27	4.875	06/30/07	06/30/12	0.9583	41.75	3.481	\$ 435	1.391	4.03	107.871	3.518	-0.036
T.US.B045P0712	104.27	4.625	07/31/07	07/31/12	0.9481	45.36	3.489	\$ 440	1.406	4.13	106.377	3.523	-0.034
T.US.B041P0812	102.227	4.125	08/31/07	08/31/12	0.9281	46.87	3.499	\$ 441	1.412	4.25	103.741	3.526	-0.028
T.US.B042P0912	103.11	4.250	09/30/07	09/30/12	0.9319	53.91	3.490	\$ 450	1.440	4.32	104.052	3.522	-0.032
T.US.B037P1012*	101.272	3.875	10/30/07	10/31/12	0.9159	61.96	3.461	\$ 453	1.451	4.44	102.169	3.486	-0.025

Jim Goulding, jgoulding@ghco.com

The Morning Email, US Deliverable

10 Yr Symbol	LAST 32	Coupon	Issue Date	Mat Date	CF	Basis	Yield	DV01 (\$)	DV01 32	MDUR	Full Price	Yield	Diff
T.US.B042P0814	103.015	4.250	8/16/2004	8/15/2014	0.9069	44.71	3.731	\$ 599	1.918	5.75	104.283	3.734	-0.003
T.US.B042P1114**	102.280	4.250	11/15/2004	11/15/2014	0.9040	39.21	3.776	\$ 617	1.975	5.99	103.050	3.804	-0.028
T.US.B040P0215	101.060	4.000	2/15/2005	2/15/2015	0.8870	45.11	3.809	\$ 630	2.015	6.15	102.351	3.839	-0.030
T.US.B041P0515	101.225	4.125	5/16/2005	5/15/2015	0.8910	47.62	3.860	\$ 649	2.077	6.37	101.873	3.886	-0.027
T.US.B042P0815	102.130	4.250	8/15/2005	8/15/2015	0.8955	55.06	3.885	\$ 670	2.144	6.47	103.642	3.911	-0.026
T.US.B044P1115	104.005	4.500	11/15/2005	11/15/2015	0.9080	62.80	3.907	\$ 694	2.222	6.66	104.201	3.928	
T.US.B044P0216	#VALUE!	4.500	2/15/2006	2/15/2016	0.9058	#VALUE!		#VALUE!	#VALUE!	#VALUE!	#VALUE!		#VALUE!
T.US.B051P0516	108.060	5.125	5/15/2006	5/15/2016	0.9436	72.56	3.975	\$ 747	2.389	6.89	108.399	3.971	0.003
T.US.B047P0816	106.150	4.875	8/15/2006	8/15/2016	0.9259	80.32	3.987	\$ 758	2.424	7.02	107.886	4.004	-0.017
T.US.B045P1116	104.225	4.625	11/15/2006	11/15/2016	0.9074	88.38	3.995	\$ 768	2.456	7.32	104.894	4.007	-0.013
T.US.B045P0217	104.205	4.625	2/15/2007	2/15/2017	0.9054	93.92	4.016	\$ 784	2.510	7.40	105.985	4.026	-0.010
T.US.B045P0517	103.230	4.500	5/15/2007	5/15/2017	0.8946	102.44	4.023	\$ 797	2.552	7.67	103.904	4.033	-0.010
T.US.B046P0817	105.265	4.750	8/15/2007	8/15/2017	0.9105	114.70	4.018	\$ 825	2.640	7.69	107.209	4.060	-0.042

30 Yr Symbol	LAST 32	Coupon	Issue Date	Mat Date	CF	Basis	Yield	DV01 (\$)	DV01 32	MDUR	Full Price	Yield	Diff
T.US.B071P0223	130.010	6.250	2/16/1993	2/15/2023	1.1103	36.16	4.376	\$ 1,308	4.186	9.90	132.103	4.379	-0.003
T.US.B062P0823**	120.195	7.500	8/16/1993	8/15/2023	1.0250	53.04	4.395	\$ 1,271	4.067	10.38	122.427	4.398	-0.003
T.US.B074P1124	136.140	7.625	8/15/1994	11/15/2024	1.1570	72.49	4.416	\$ 1,459	4.669	10.67	136.747	4.420	-0.004
T.US.B075P0225	138.020	6.875	2/15/1995	2/15/2025	1.1717	70.99	4.422	\$ 1,486	4.754	10.59	140.280	4.425	-0.003
T.US.B067P0825	129.185	6.000	8/15/1995	8/15/2025	1.0940	85.55	4.437	\$ 1,448	4.634	11.01	131.577	4.440	-0.003
T.US.B060P0226	119.025	6.750	2/15/1996	2/15/2026	1.0000	95.80	4.443	\$ 1,391	4.452	11.51	120.823	4.446	-0.003
T.US.B066P0826	128.270	6.500	8/15/1996	8/15/2026	1.0831	101.81	4.458	\$ 1,495	4.785	11.43	130.806	4.461	-0.003
T.US.B064P1126	125.295	6.625	11/15/1996	11/15/2026	1.0557	108.61	4.459	\$ 1,484	4.750	11.76	126.190	4.461	-0.002
T.US.B065P0227	127.230	6.375	2/18/1997	2/15/2027	1.0703	112.99	4.459	\$ 1,512	4.840	11.67	129.645	4.461	-0.002
T.US.B063P0827	124.295	6.125	8/15/1997	8/15/2027	1.0428	124.91	4.460	\$ 1,514	4.846	11.95	126.775	4.460	0.001
T.US.B061P1127	121.290	5.500	11/17/1997	11/15/2027	1.0142	132.80	4.460	\$ 1,501	4.803	12.29	122.159	4.461	-0.001
T.US.B054P0828	114.005	5.250	8/17/1998	8/15/2028	0.9415	150.02	4.456	\$ 1,468	4.696	12.69	115.615	4.455	0.001
T.US.B052P1128	110.255	5.250	11/16/1998	11/15/2028	0.9116	156.61	4.456	\$ 1,450	4.640	13.06	111.013	4.453	0.003
T.US.B052P0229	110.260	6.125	2/16/1999	2/15/2029	0.9111	159.34	4.452	\$ 1,461	4.675	13.00	112.339	4.450	0.002
T.US.B061P0829	123.075	6.250	8/16/1999	8/15/2029	1.0150	173.44	4.456	\$ 1,597	5.109	12.77	125.015	4.454	0.002
T.US.B062P0530	125.215	5.375	2/15/2000	5/15/2030	1.0304	193.86	4.445	\$ 1,655	5.296	13.14	125.929	4.442	0.003
T.US.B053P0231	113.165	4.500	2/15/2001	2/15/2031	0.9226	203.86	4.433	\$ 1,572	5.029	13.66	115.078	4.431	0.002
T.US.B044P0236	101.055	4.750	2/15/2006	2/15/2036	0.7978	271.39	4.436	\$ 1,615	5.167	15.75	102.480	4.435	0.001
T.US.B046P0237	105.120	5.750	2/15/2007	2/15/2037	0.8292	289.60	4.420	\$ 1,694	5.420	15.87	106.756	4.415	0.005

NOTES

MDUR = Modified Macaulay Duration

CF = Conversion Factor

* = OTR

** = CTD

*** = CTD & OTR

#VALUE! = No quote being provided by exchange

#NUM! = No quote being provided by exchange

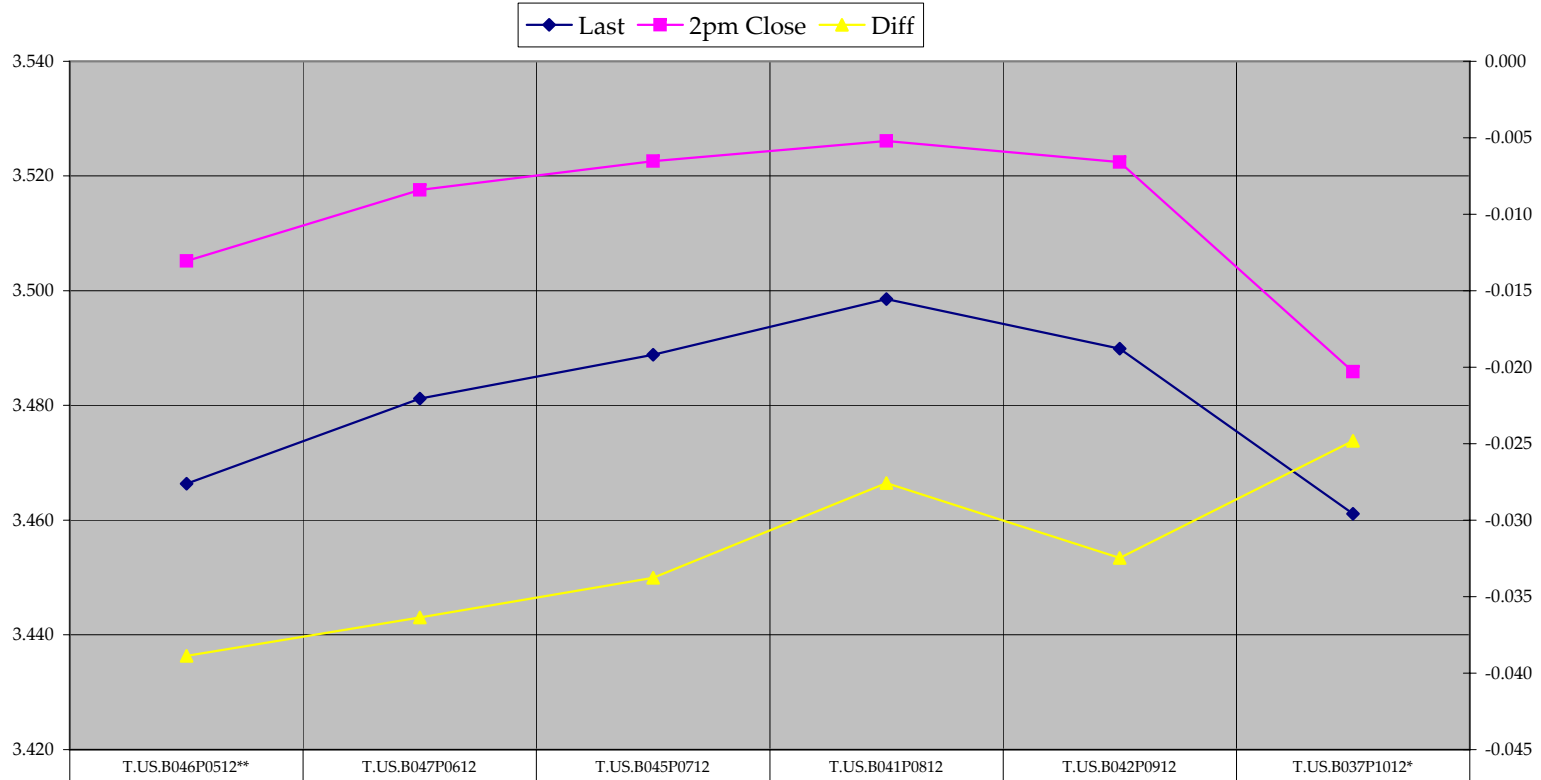
Carry (LDD) = Carry cost to Last Delivery Day and is quoted in 32nds

BNOC = Basis Net of Carry and is quoted in 32nds

I'VE ROLLED TO MARCH 2008 FOR THE ECBOT FUTURES.

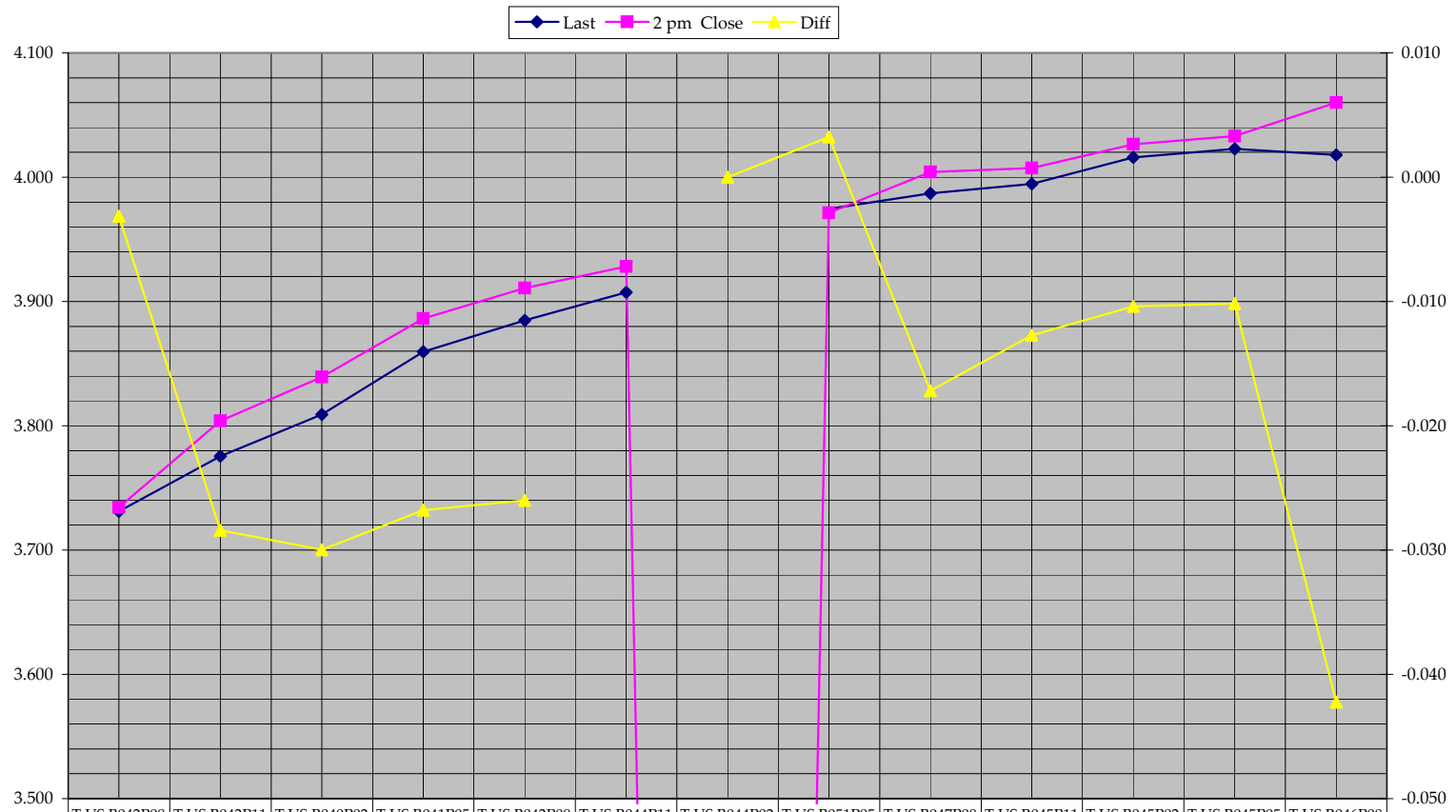
They go "top step" Friday. A few trader's asked if I'd roll early.

5 Yr Deliverable Curve



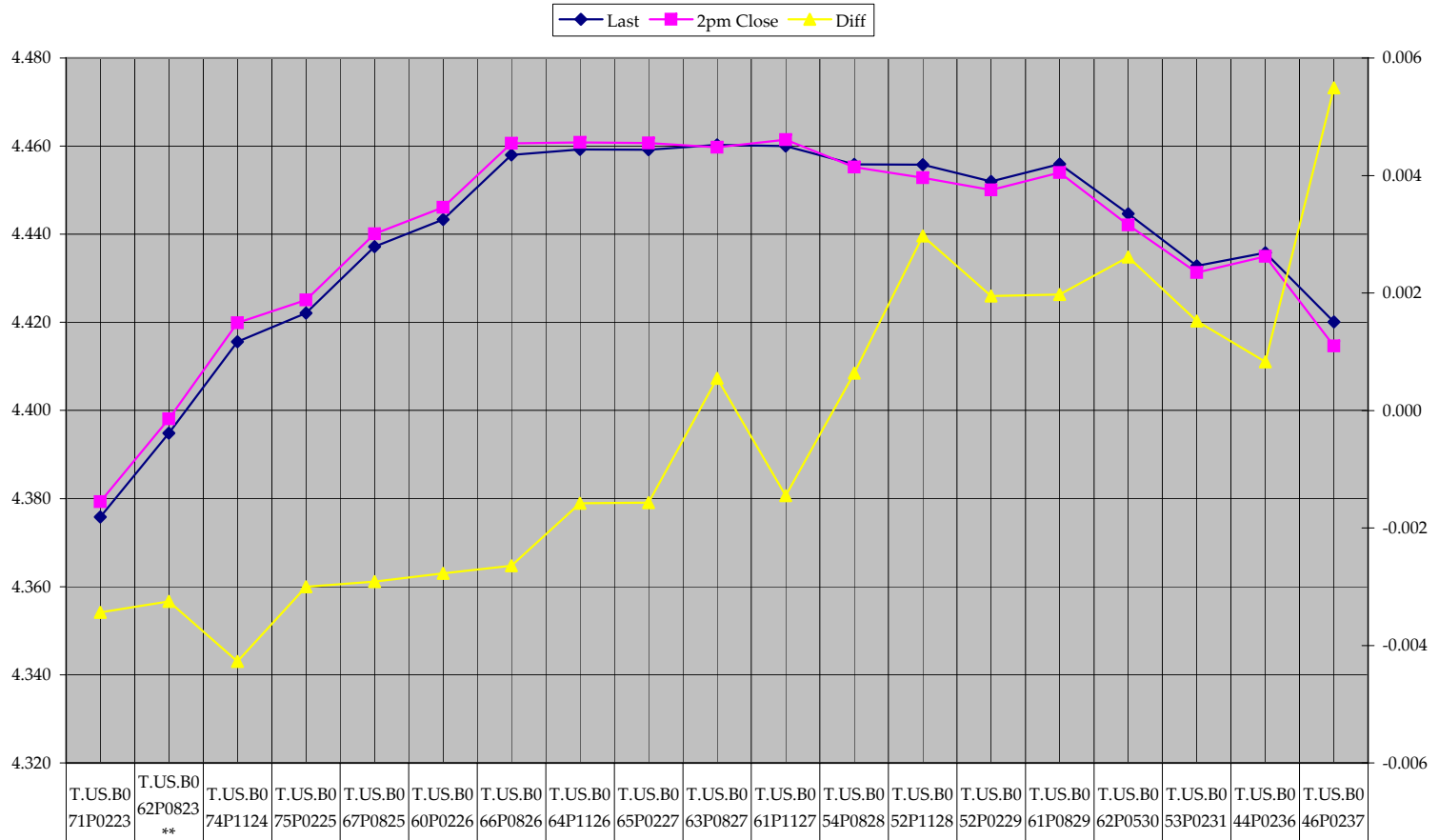
◆ Last	3.466	3.481	3.489	3.499	3.490	3.461
■ 2pm Close	3.505	3.518	3.523	3.526	3.522	3.486
▲ Diff	-0.039	-0.036	-0.034	-0.028	-0.032	-0.025

10 Yr Deliverable Curve



	T.US.B042P08 14	T.US.B042P11 14**	T.US.B040P02 15	T.US.B041P05 15	T.US.B042P08 15	T.US.B044P11 15	T.US.B044P02 16	T.US.B051P05 16	T.US.B047P08 16	T.US.B045P11 16	T.US.B045P02 17	T.US.B045P05 17	T.US.B046P08 17
◆ Last	3.731	3.776	3.809	3.860	3.885	3.907	0.000	3.975	3.987	3.995	4.016	4.023	4.018
■ 2 pm Close	3.734	3.804	3.839	3.886	3.911	3.928	0.000	3.971	4.004	4.007	4.026	4.033	4.060
▲ Diff	-0.003	-0.028	-0.030	-0.027	-0.026		0.000	0.003	-0.017	-0.013	-0.010	-0.010	-0.042

30 Yr Deliverable Curve



	T.US.B0 71P0223	T.US.B0 62P0823 **	T.US.B0 74P1124	T.US.B0 75P0225	T.US.B0 67P0825	T.US.B0 60P0226	T.US.B0 66P0826	T.US.B0 64P1126	T.US.B0 65P0227	T.US.B0 63P0827	T.US.B0 61P1127	T.US.B0 54P0828	T.US.B0 52P1128	T.US.B0 52P0229	T.US.B0 61P0829	T.US.B0 62P0530	T.US.B0 53P0231	T.US.B0 44P0236	T.US.B0 46P0237
◆ Last	4.376	4.395	4.416	4.422	4.437	4.443	4.458	4.459	4.459	4.460	4.460	4.456	4.456	4.452	4.456	4.445	4.433	4.436	4.420
■ 2pm Close	4.379	4.398	4.420	4.425	4.440	4.446	4.461	4.461	4.461	4.460	4.461	4.455	4.453	4.450	4.454	4.442	4.431	4.435	4.415
▲ Diff	-0.003	-0.003	-0.004	-0.003	-0.003	-0.003	-0.003	-0.002	-0.002	0.001	-0.001	0.001	0.003	0.002	0.002	0.003	0.002	0.001	0.005