



The Morning Email: US Deliverable Basket

11/30/2007 5:43

Central Standard Time

This email lists the deliverable baskets against the Chicago Board of Trade Financial Futures 2, 5, 10, & 30 year. The work in this document is based on the work of *Galen Burghardt*. I highly suggest reading his books on the Bond Basis and the Eurodollar.

**We are trading
MARCH 2008 FOR THE ECBOT
FUTURES.**

Want something added? Let me know: jgoulding@ghco.com
Disclaimer: All information within this newsletter is meant for internal use at GH Trader's LLC, only. All information has been recorded to the best of my ability. This material is based upon information that I consider reliable, but I do not represent that it is accurate or complete.

LOOK

New: Charts now have last trade vs 2pm close.

Close were last marked on Thursday, November 29th, 2pm CT.

Time (CST)	5:43:29
Trade Date	11/30/2007
Settle Date	12/3/2007

Mch08 Fut	Last 32	Mch08 Fut	Last 32
ZT	105.010	ZN	113.075
ZF	110.010	ZB	117.24

Last Delivery Day	Last Trading Day	
2yr / 5yr	3/31/2008	4/3/2008
10yr/ 30yr	3/31/2008	3/19/2008

2 Yr Symbol	LAST 32	Coupon	Issue Date	Mat Date	CF	Basis	Yield	DV01 (\$)	DV01 32	MDUR	Full Price	2 PM Close	Yield	Diff
T.US.B031P1109*	100.04	3.125	11/28/07	11/30/09	0.9486	16.61	3.060	\$ 192	0.614	1.92	100.159	3.052	0.008	
T.US.B034P1209**	100.282	3.500	12/15/04	12/15/09	0.959	5.86	3.048	\$ 197	0.630	1.92	102.516	3.033	0.015	
T.US.B035P0110	101.052	3.625	01/18/05	01/15/10	0.9593	13.85	3.051	\$ 205	0.656	2.00	102.551	3.189	-0.138	
T.US.B034P0210	100.275	3.500	02/15/05	02/15/10	0.9553	17.59	3.091	\$ 212	0.680	2.08	101.906	3.070	0.022	
T.US.B046P0210	103.182	4.750	02/15/07	02/15/10	0.9776	29.36	3.091	\$ 216	0.692	2.06	104.989	3.070	0.022	

5Yr Symbol	LAST 32	Coupon	Issue Date	Mat Date	CF	Basis	Yield	DV01 (\$)	DV01 32	MDUR	Full Price	Yield	Diff
T.US.B046P0512**	105.165	4.750	05/30/07	05/31/12	0.9544	16.91	3.414	\$ 427	1.365	4.04	105.581	3.398	0.016
T.US.B047P0612	106.022	4.875	06/30/07	06/30/12	0.9583	20.89	3.428	\$ 435	1.392	4.02	108.135	3.415	0.014
T.US.B045P0712	105.02	4.625	07/31/07	07/31/12	0.9481	24.59	3.438	\$ 440	1.408	4.13	106.633	3.425	0.014
T.US.B041P0812	102.305	4.125	08/31/07	08/31/12	0.9281	27.49	3.443	\$ 442	1.413	4.25	104.018	3.431	0.012
T.US.B042P0912	103.18	4.250	09/30/07	09/30/12	0.9319	33.62	3.441	\$ 450	1.441	4.32	104.306	3.427	0.013
T.US.B037P1012*	102.085	3.875	10/30/07	10/31/12	0.9159	48.44	3.370	\$ 455	1.456	4.43	102.617	3.406	-0.036

Jim Goulding, jgoulding@ghco.com

The Morning Email, US Deliverable

10 Yr Symbol	LAST 32	Coupon	Issue Date	Mat Date	CF	Basis	Yield	DV01 (\$)	DV01 32	MDUR	Full Price	Yield	Diff
T.US.B042P1114**	103.025	4.250	11/15/2004	11/15/2014	0.9040	18.45	3.742	\$ 618	1.977	5.98	103.288	3.695	0.048
T.US.B040P0215	101.170	4.000	2/15/2005	2/15/2015	0.8870	29.35	3.755	\$ 632	2.021	6.15	102.727	3.735	0.020
T.US.B041P0515	102.015	4.125	5/16/2005	5/15/2015	0.8910	31.75	3.807	\$ 651	2.084	6.37	102.251	3.804	0.002
T.US.B042P0815	102.245	4.250	8/15/2005	8/15/2015	0.8955	39.56	3.831	\$ 672	2.151	6.46	104.036	3.822	0.009
T.US.B044P1115	104.165	4.500	11/15/2005	11/15/2015	0.9080	51.43	3.835	\$ 698	2.232	6.66	104.738	3.822	0.013
T.US.B044P0216	#VALUE!	4.500	2/15/2006	2/15/2016	0.9058	#VALUE!		#VALUE!	#VALUE!	#VALUE!	#VALUE!		
T.US.B051P0516	108.230	5.125	5/15/2006	5/15/2016	0.9436	61.15	3.903	\$ 750	2.401	6.89	108.972	3.899	0.004
T.US.B047P0816	107.005	4.875	8/15/2006	8/15/2016	0.9259	69.95	3.915	\$ 762	2.437	7.02	108.473	3.911	0.004
T.US.B045P1116	105.085	4.625	11/15/2006	11/15/2016	0.9074	79.05	3.921	\$ 772	2.470	7.32	105.494	3.917	0.004
T.US.B045P0217	105.070	4.625	2/15/2007	2/15/2017	0.9054	85.14	3.942	\$ 789	2.525	7.40	106.601	3.943	0.000
T.US.B045P0517	104.100	4.500	5/15/2007	5/15/2017	0.8946	94.48	3.948	\$ 802	2.567	7.67	104.535	3.949	0.000

30 Yr Symbol	LAST 32	Coupon	Issue Date	Mat Date	CF	Basis	Yield	DV01 (\$)	DV01 32	MDUR	Full Price	Yield	Diff
T.US.B062P0823**	121.125	7.500	8/16/1993	8/15/2023	1.0250	45.88	4.327	\$ 1,281	4.101	10.40	123.259	4.323	0.003
T.US.B074P1124	137.165	7.625	8/15/1994	11/15/2024	1.1570	70.72	4.354	\$ 1,473	4.714	10.68	137.887	4.348	0.006
T.US.B075P0225	139.040	6.875	2/15/1995	2/15/2025	1.1717	68.27	4.348	\$ 1,501	4.802	10.61	141.404	4.360	-0.012
T.US.B067P0825	130.180	6.000	8/15/1995	8/15/2025	1.0940	82.75	4.366	\$ 1,463	4.681	11.03	132.618	4.376	-0.011
T.US.B060P0226	120.010	6.750	2/15/1996	2/15/2026	1.0000	94.92	4.375	\$ 1,406	4.498	11.54	121.825	4.385	-0.010
T.US.B066P0826	129.300	6.500	8/15/1996	8/15/2026	1.0831	102.83	4.390	\$ 1,512	4.838	11.46	131.955	4.400	-0.010
T.US.B064P1126	126.210	6.625	11/15/1996	11/15/2026	1.0557	98.99	4.386	\$ 1,497	4.790	11.79	126.978	4.394	-0.007
T.US.B065P0227	128.165	6.375	2/18/1997	2/15/2027	1.0703	104.91	4.410	\$ 1,525	4.879	11.68	130.496	4.391	0.019
T.US.B063P0827	126.040	6.125	8/15/1997	8/15/2027	1.0428	130.69	4.408	\$ 1,532	4.902	11.97	128.031	4.390	0.017
T.US.B061P1127	123.040	5.500	11/17/1997	11/15/2027	1.0142	139.97	4.381	\$ 1,521	4.867	12.32	123.428	4.391	-0.010
T.US.B054P0828	115.075	5.250	8/17/1998	8/15/2028	0.9415	159.46	4.375	\$ 1,488	4.762	12.73	116.878	4.386	-0.010
T.US.B052P1128	111.220	5.250	11/16/1998	11/15/2028	0.9116	156.48	4.373	\$ 1,467	4.693	13.10	111.947	4.387	-0.014
T.US.B052P0229	112.015	6.125	2/16/1999	2/15/2029	0.9111	170.23	4.391	\$ 1,481	4.739	13.03	113.616	4.383	0.007
T.US.B061P0829	124.205	6.250	8/16/1999	8/15/2029	1.0150	186.59	4.372	\$ 1,621	5.187	12.82	126.471	4.387	-0.015
T.US.B062P0530	126.275	5.375	2/15/2000	5/15/2030	1.0304	199.52	4.357	\$ 1,678	5.369	13.19	127.168	4.376	-0.018
T.US.B053P0231	114.190	4.500	2/15/2001	2/15/2031	0.9226	209.39	4.361	\$ 1,592	5.095	13.70	116.200	4.363	-0.002
T.US.B044P0236	102.100	4.750	2/15/2006	2/15/2036	0.7978	282.83	4.368	\$ 1,640	5.247	15.82	103.658	4.369	-0.001
T.US.B046P0237	106.165	5.750	2/15/2007	2/15/2037	0.8292	300.06	4.353	\$ 1,720	5.503	15.93	107.935	4.353	0.000
T.US.B050P0537*	110.245	6.750	5/15/2007	8/15/2037	0.8628	310.18	4.345	\$ 1,786	5.715	15.91	112.260	4.344	0.001

NOTES

MDUR = Modified Macaulay Duration

CF = Conversion Factor

* = OTR

** = CTD

*** = CTD & OTR

#VALUE! = No quote being provided by exchange

#NUM! = No quote being provided by exchange

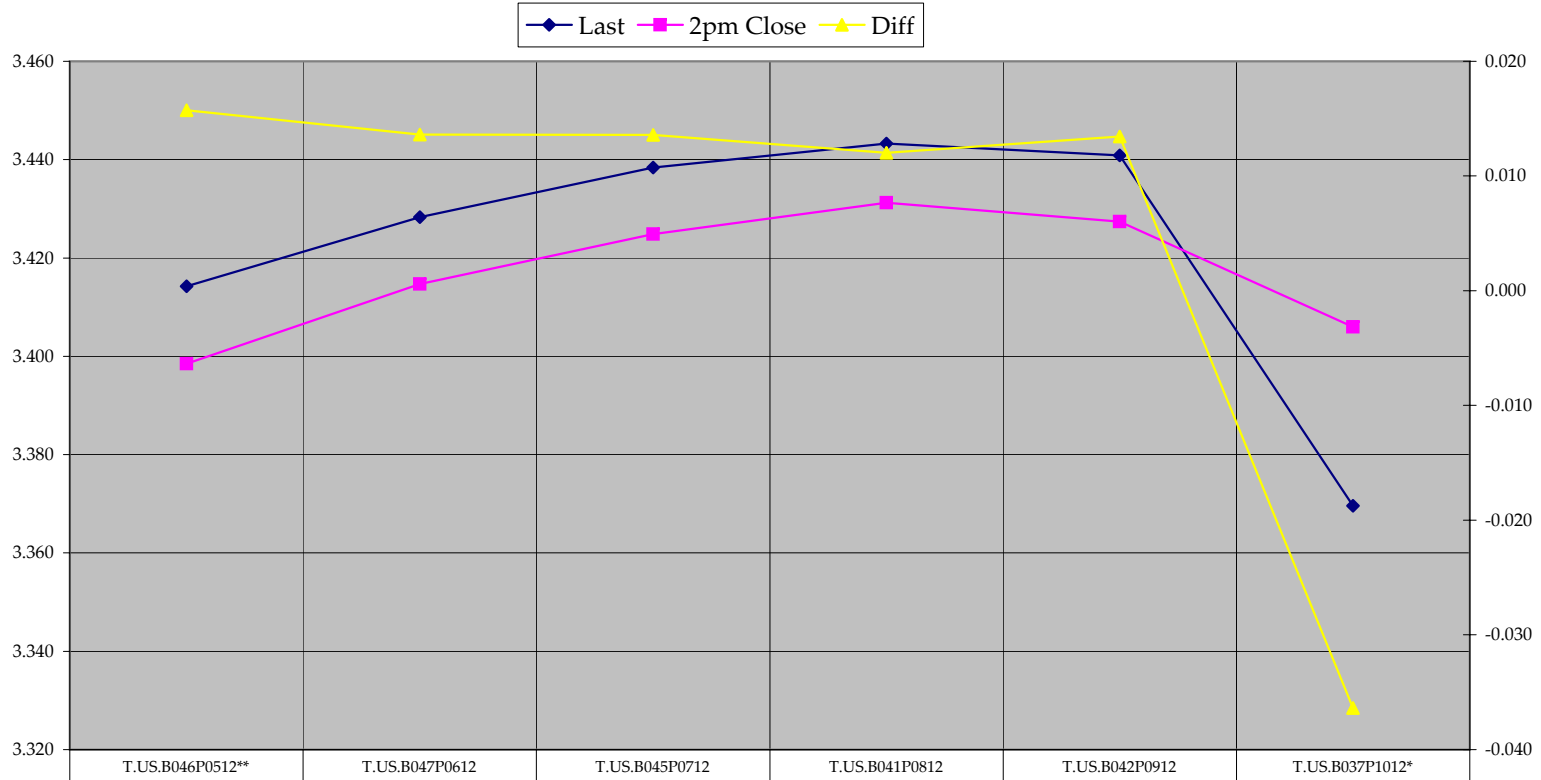
Carry (LDD) = Carry cost to Last Delivery Day and is quoted in 32nds

BNOC = Basis Net of Carry and is quoted in 32nds

**We are trading
MARCH 2008 FOR THE ECBOT
FUTURES.**

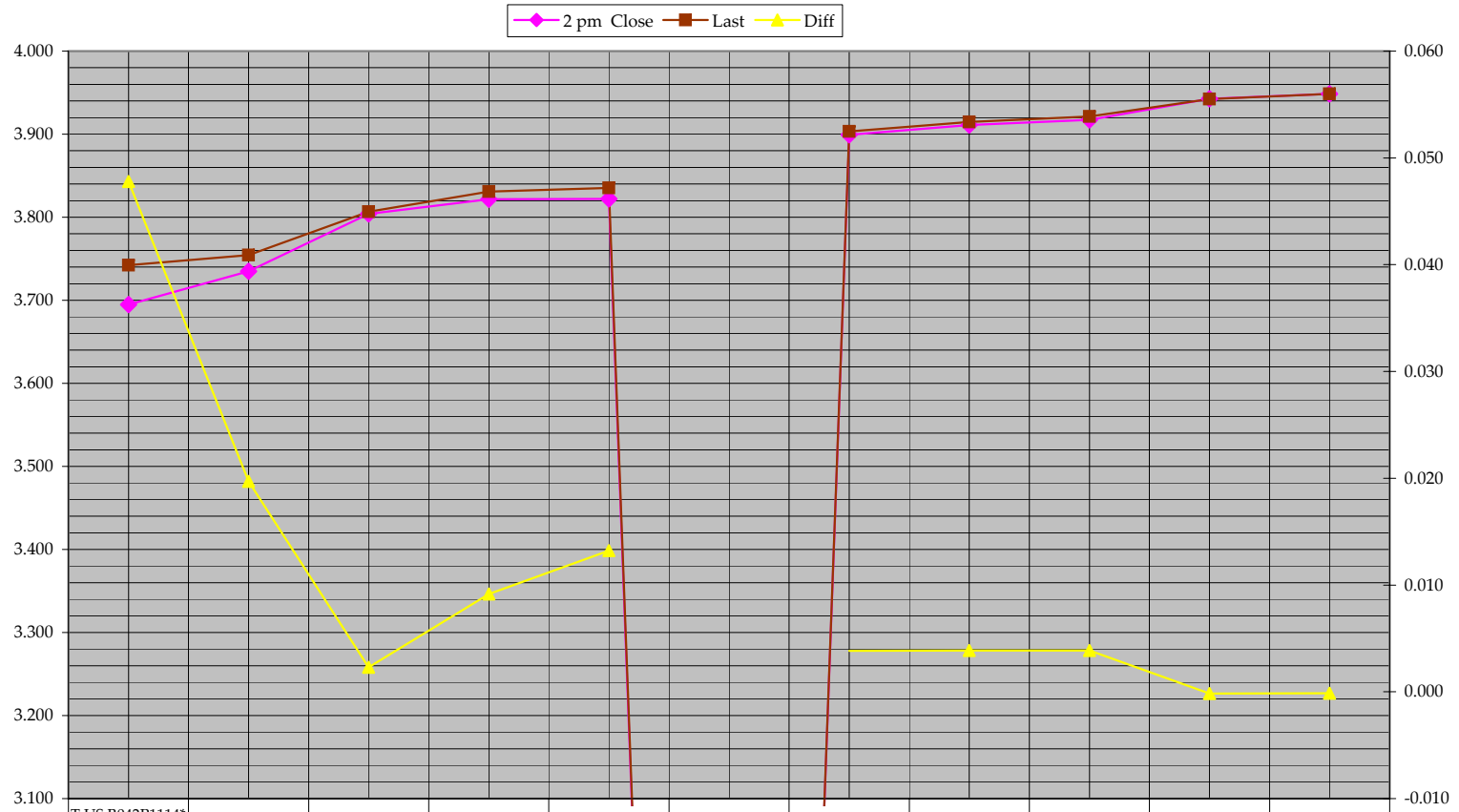
The Morning Email, US Deliverable
Jim Goulding, jgoulding@ghco.com

5 Yr Deliverable Curve



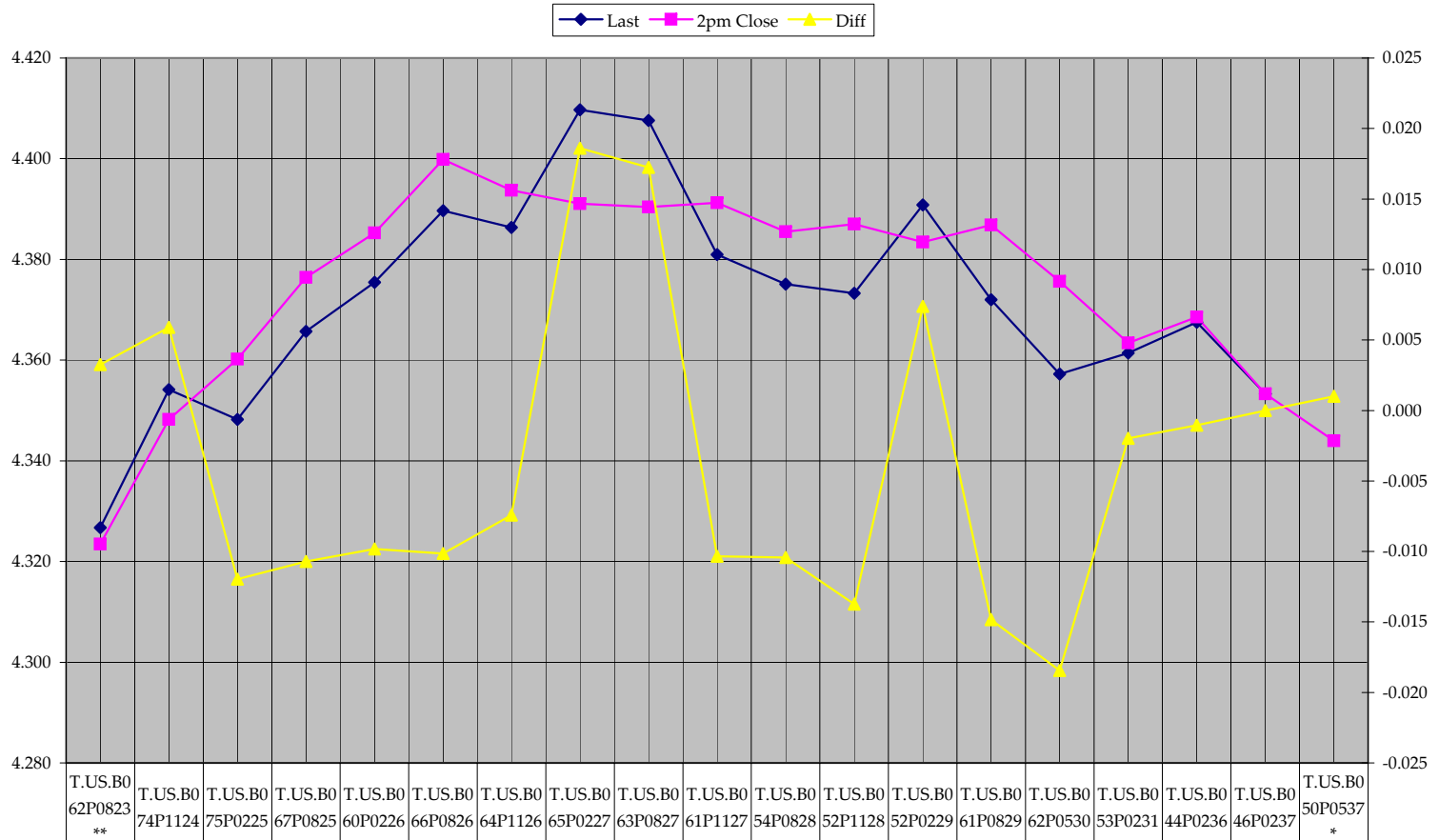
◆ Last	3.414	3.428	3.438	3.443	3.441	3.370
■ 2pm Close	3.398	3.415	3.425	3.431	3.427	3.406
▲ Diff	0.016	0.014	0.014	0.012	0.013	-0.036

10 Yr Deliverable Curve



	T.US.B042P1114*	T.US.B040P0215	T.US.B041P0515	T.US.B042P0815	T.US.B044P1115	T.US.B044P0216	T.US.B051P0516	T.US.B047P0816	T.US.B045P1116	T.US.B045P0217	T.US.B045P0517
◆ 2 pm Close	3.695	3.735	3.804	3.822	3.822	0.000	3.899	3.911	3.917	3.943	3.949
■ Last	3.742	3.755	3.807	3.831	3.835	0.000	3.903	3.915	3.921	3.942	3.948
▲ Diff	0.048	0.020	0.002	0.009	0.013		0.004	0.004	0.004	0.000	0.000

30 Yr Deliverable Curve



	T. US.B0 62P0823 **	T. US.B0 74P1124	T. US.B0 75P0225	T. US.B0 67P0825	T. US.B0 60P0226	T. US.B0 66P0826	T. US.B0 64P1126	T. US.B0 65P0227	T. US.B0 63P0827	T. US.B0 61P1127	T. US.B0 54P0828	T. US.B0 52P1128	T. US.B0 52P0229	T. US.B0 61P0829	T. US.B0 62P0530	T. US.B0 53P0231	T. US.B0 44P0236	T. US.B0 46P0237	T. US.B0 50P0537 *
◆ Last	4.327	4.354	4.348	4.366	4.375	4.390	4.386	4.410	4.408	4.381	4.375	4.373	4.391	4.372	4.357	4.361	4.368	4.353	
■ 2pm Close	4.323	4.348	4.360	4.376	4.385	4.400	4.394	4.391	4.390	4.391	4.386	4.387	4.383	4.387	4.376	4.363	4.369	4.353	4.344
▲ Diff	0.003	0.006	-0.012	-0.011	-0.010	-0.010	-0.007	0.019	0.017	-0.010	-0.010	-0.014	0.007	-0.015	-0.018	-0.002	-0.001	0.000	0.001