



The Morning Email: US Deliverable Basket

10/29/2007 5:56

Central Standard Time

This email lists the deliverable baskets against the Chicago Board of Trade Financial Futures 2, 5, 10, & 30 year. The work in this document is based on the work of *Galen Burghardt*. I highly suggest reading his books on the Bond Basis and the Eurodollar.

Want something added? Let me know: jgoulding@ghco.com

Disclaimer: All information within this newsletter is meant for internal use at GH Trader's LLC, only. All information has been recorded to the best of my ability. This material is based upon information that I consider reliable, but I do not represent that it is accurate or complete.

New: Charts now have last trade vs 2pm close.

**Note: On Friday, 10/29/07, closes were NOT.
Closes are from Thursday, 2pm**

Time (CST)	5:56:06
Trade Date	10/29/2007
Settle Date	10/30/2007

Dec07 Fut	Last 32	Dec07 Fut	Last 32
ZT	103.255	ZN	110.160
ZF	107.250	ZB	113.10

Last Delivery Day	Last Trading Day	
2yr / 5yr	1/4/2008	12/31/2007
10yr/ 30yr	12/31/2007	12/19/2007

												2 PM Close	
2 Yr Symbol	LAST 32	Coupon	Issue Date	Mat Date	CF	Basis	Yield	DV01 (\$)	DV01 32	MDUR	Full Price	Yield	Diff
T.US.B040P0909**	100.122	4.000	09/30/07	09/30/09	0.9672	21.7832474	3.789	\$ 184	0.588	1.83	100.709	3.736	0.053
T.US.B033P0909	99.08	3.375	09/15/04	09/15/09	0.9569	19.5589427	3.792	\$ 179	0.572	1.79	99.667	3.734	0.058
T.US.B033P1009	99.067	3.375	10/15/04	10/15/09	0.9550	24.526304	3.797	\$ 186	0.596	1.87	99.348	3.737	0.060
T.US.B035P1009*	99.217	3.625	10/24/07	10/31/09	0.9593	25.3422758	3.793	\$ 187	0.600	1.88	99.737	3.739	0.054
T.US.B034P1109	99.14	3.500	11/15/04	11/15/09	0.9553	30.8367206	3.788	\$ 194	0.621	1.92	101.035	3.731	0.057
T.US.B045P1109	101.197	4.625	11/15/06	11/15/09	0.9754	34.2346355	3.793	\$ 197	0.630	1.90	103.727	3.736	0.057
T.US.B034P1209	99.132	3.500	12/15/04	12/15/09	0.9535	35.9742208	3.788	\$ 202	0.646	2.00	100.723	3.733	0.055
5Yr Symbol	LAST 32	Coupon	Issue Date	Mat Date	CF	Basis	Yield	DV01 (\$)	DV01 32	MDUR	Full Price	Yield	
T.US.B045P0212**	102.142	4.625	02/28/07	02/29/12	0.9499	23.31	4.003	\$ 400	1.281	3.88	103.206	3.928	0.075
T.US.B044P0312	101.297	4.500	03/31/07	03/31/12	0.9444	25.66	4.018	\$ 406	1.298	3.97	102.297	3.942	0.076
T.US.B044P0412	101.297	4.500	04/30/07	04/30/12	0.9434	29.08	4.027	\$ 413	1.321	3.96	104.166	3.955	0.071
T.US.B046P0512	102.315	4.750	05/30/07	05/31/12	0.9521	33.07	4.029	\$ 422	1.351	4.02	104.957	3.956	0.073
T.US.B047P0612	103.16	4.875	06/30/07	06/30/12	0.9562	35.52	4.043	\$ 430	1.377	4.09	105.116	3.968	0.075
T.US.B045P0712	102.14	4.625	07/31/07	07/31/12	0.9456	37.84	4.054	\$ 435	1.391	4.20	103.581	3.976	0.078
T.US.B041P0812	100.09	4.125	08/31/07	08/31/12	0.9246	40.80	4.059	\$ 436	1.395	4.32	100.961	3.981	0.079
T.US.B042P0912	100.27	4.250	09/30/07	09/30/12	0.9285	45.44	4.058	\$ 444	1.421	4.39	101.192	3.990	0.068
T.US.B037P1012*	99.045	3.875	09/25/07	10/31/12	0.9119	47.82	4.067	\$ 439	1.406	4.42	99.509	4.002	0.065
Jim Goulding, jgoulding@ghco.com						The Morning Email, US Deliverable							
10 Yr Symbol	LAST 32	Coupon	Issue Date	Mat Date	CF	Basis	Yield	DV01 (\$)	DV01 32	MDUR	Full Price	Yield	
T.US.B042P0814**	100.050	4.250	8/16/2004	8/15/2014	0.9069	11.23	4.222	\$ 586	1.875	5.80	101.034	4.140	0.082
T.US.B042P1114	100.035	4.250	11/15/2004	11/15/2014	0.9040	19.94	4.232	\$ 604	1.933	5.92	102.050	4.165	0.067
T.US.B040P0215	98.120	4.000	2/15/2005	2/15/2015	0.8870	24.31	4.261	\$ 616	1.970	6.20	99.201	4.197	0.063
T.US.B041P0515	99.050	4.125	5/16/2005	5/15/2015	0.8910	35.22	4.257	\$ 636	2.036	6.30	101.039	4.213	0.044
T.US.B042P0815	99.215	4.250	8/15/2005	8/15/2015	0.8955	35.87	4.299	\$ 655	2.097	6.52	100.550	4.230	0.069
T.US.B044P1115	99.235	4.500	11/15/2005	11/15/2015	0.9080	(6.15)	4.540	\$ 667	2.133	6.55	101.789	4.248	0.292
T.US.B044P0216	101.045	4.500	2/15/2006	2/15/2016	0.9058	46.60		\$ 695	2.225	6.81	102.070		
T.US.B051P0516	105.125	5.125	5/15/2006	5/15/2016	0.9436	49.48	4.362	\$ 729	2.334	6.77	107.730	4.292	0.070
T.US.B047P0816	103.190	4.875	8/15/2006	8/15/2016	0.9259	54.32	4.377	\$ 739	2.365	7.06	104.601	4.310	0.067
T.US.B045P1116	101.255	4.625	11/15/2006	11/15/2016	0.9074	61.97	4.382	\$ 748	2.394	7.20	103.908	4.319	0.062
T.US.B045P0217	101.250	4.625	2/15/2007	2/15/2017	0.9054	68.51	4.389	\$ 765	2.447	7.44	102.736	4.334	0.055
T.US.B045P0517	100.255	4.500	5/15/2007	5/15/2017	0.8946	75.04	4.397	\$ 776	2.484	7.55	102.851	4.344	0.052
T.US.B046P0817*	102.225	4.750	8/15/2007	8/15/2017	0.9105	80.05	4.404	\$ 801	2.564	7.73	103.684	4.348	0.056

30 Yr Symbol	LAST 32	Coupon	Issue Date	Mat Date	CF	Basis	Yield	DV01 (\$)	DV01 32	MDUR	Full Price	Yield	Diff
T.US.B071P0223**	126.040	7.125	2/16/1993	2/15/2023	1.1103	20.02	4.691	\$ 1,261	4.036	9.88	127.596	4.651	0.040
T.US.B062P0823	116.280	6.250	8/16/1993	8/15/2023	1.0250	32.55	4.708	\$ 1,224	3.916	10.36	118.166	4.663	0.045
T.US.B074P1124	132.065	7.500	8/15/1994	11/15/2024	1.1570	45.60	4.721	\$ 1,403	4.488	10.34	135.627	4.681	0.040
T.US.B075P0225	133.265	7.625	2/15/1995	2/15/2025	1.1717	44.43	4.727	\$ 1,428	4.571	10.55	135.403	4.678	0.048
T.US.B067P0825	125.135	6.875	8/15/1995	8/15/2025	1.0940	56.48	4.737	\$ 1,390	4.449	10.96	126.842	4.691	0.045
T.US.B060P0226	115.090	6.000	2/15/1996	2/15/2026	1.0000	71.98	4.743	\$ 1,335	4.273	11.46	116.520	4.697	0.046
T.US.B066P0826	124.235	6.750	8/15/1996	8/15/2026	1.0831	73.90	4.741	\$ 1,435	4.593	11.38	126.128	4.702	0.038
T.US.B064P1126	121.290	6.500	11/15/1996	11/15/2026	1.0557	82.51	4.745	\$ 1,424	4.557	11.40	124.874	4.702	0.043
T.US.B065P0227	123.200	6.625	2/18/1997	2/15/2027	1.0703	84.70	4.740	\$ 1,451	4.642	11.61	124.993	4.699	0.041
T.US.B063P0827	120.275	6.375	8/15/1997	8/15/2027	1.0428	95.67	4.742	\$ 1,451	4.644	11.88	122.176	4.702	0.039
T.US.B061P1127	117.265	6.125	11/17/1997	11/15/2027	1.0142	102.11	4.738	\$ 1,437	4.599	11.91	120.624	4.698	0.041
T.US.B054P0828	109.315	5.500	8/17/1998	8/15/2028	0.9415	114.07	4.737	\$ 1,401	4.484	12.61	111.120	4.695	0.042
T.US.B052P1128	106.270	5.250	11/16/1998	11/15/2028	0.9116	121.72	4.739	\$ 1,384	4.428	12.67	109.240	4.696	0.043
T.US.B052P0229	106.260	5.250	2/16/1999	2/15/2029	0.9111	122.53	4.733	\$ 1,393	4.459	12.91	107.897	4.689	0.044
T.US.B061P0829	118.265	6.125	8/16/1999	8/15/2029	1.0150	131.22	4.738	\$ 1,522	4.871	12.67	120.093	4.696	0.042
T.US.B062P0530	121.045	6.250	2/15/2000	5/15/2030	1.0304	149.52	4.730	\$ 1,576	5.043	12.71	123.994	4.689	0.042
T.US.B053P0231	109.045	5.375	2/15/2001	2/15/2031	0.9226	155.43	4.717	\$ 1,492	4.775	13.53	110.251	4.676	0.040
T.US.B044P0236	96.260	4.500	2/15/2006	2/15/2036	0.7978	212.34	4.723	\$ 1,518	4.858	15.53	97.742	4.679	0.044
T.US.B046P0237	100.250	4.750	2/15/2007	2/15/2037	0.8292	225.76	4.700	\$ 1,591	5.092	15.64	101.762	4.656	0.044
T.US.B050P0537*	104.275	5.750	5/15/2007	8/15/2037	0.8628	234.73	4.693	\$ 1,652	5.287	15.60	105.892	4.651	0.042

NOTES

MDUR = Modified Macaulay Duration

CF = Conversion Factor

* = OTR

** = CTD

*** = CTD & OTR

#VALUE! = No quote being provided by exchange

#NUM! = No quote being provided by exchange

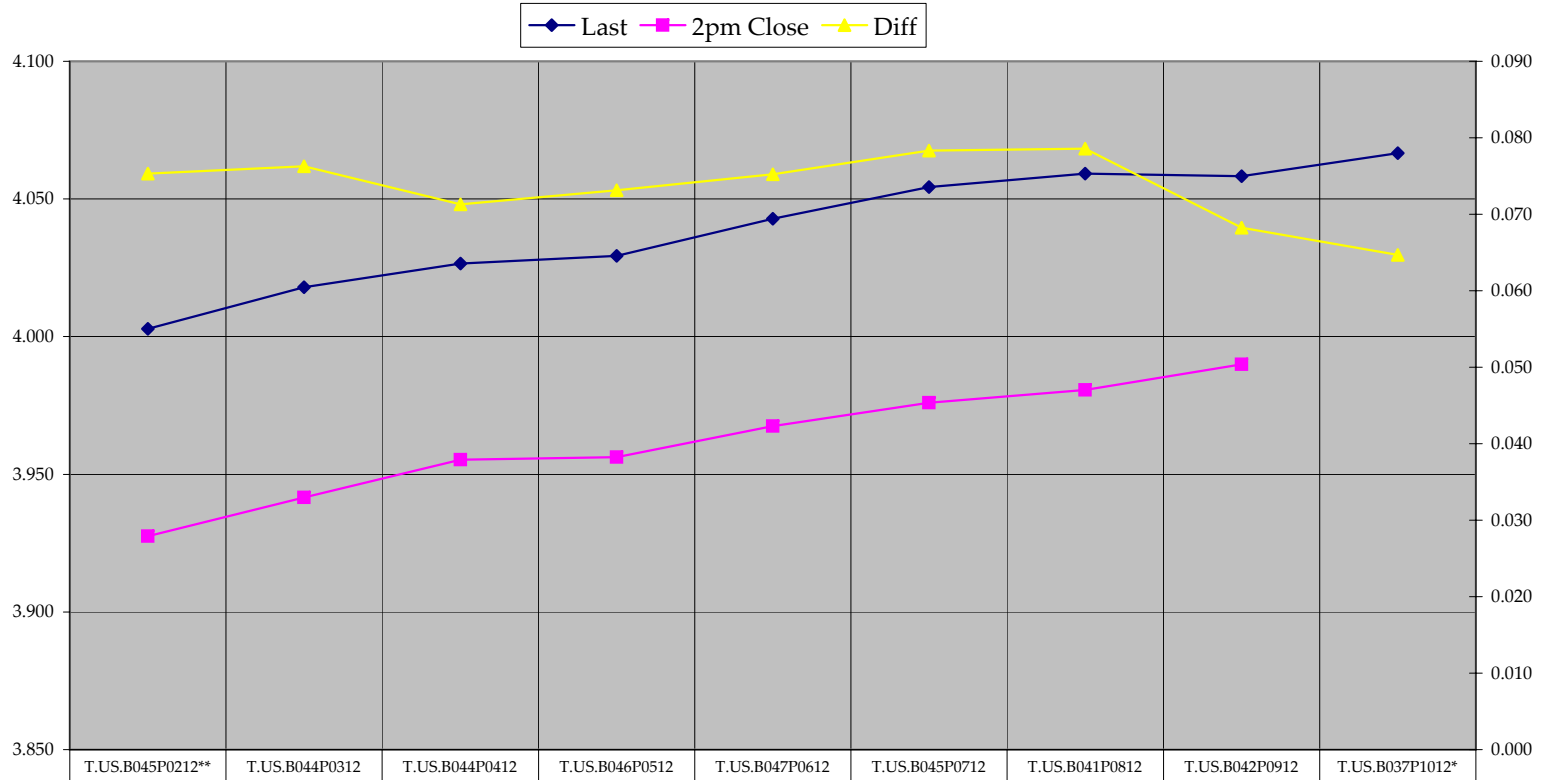
Carry (LDD) = Carry cost to Last Delivery Day and is quoted in 32nds

BNOC = Basis Net of Carry and is quoted in 32nds

The Morning Email, US Deliverable

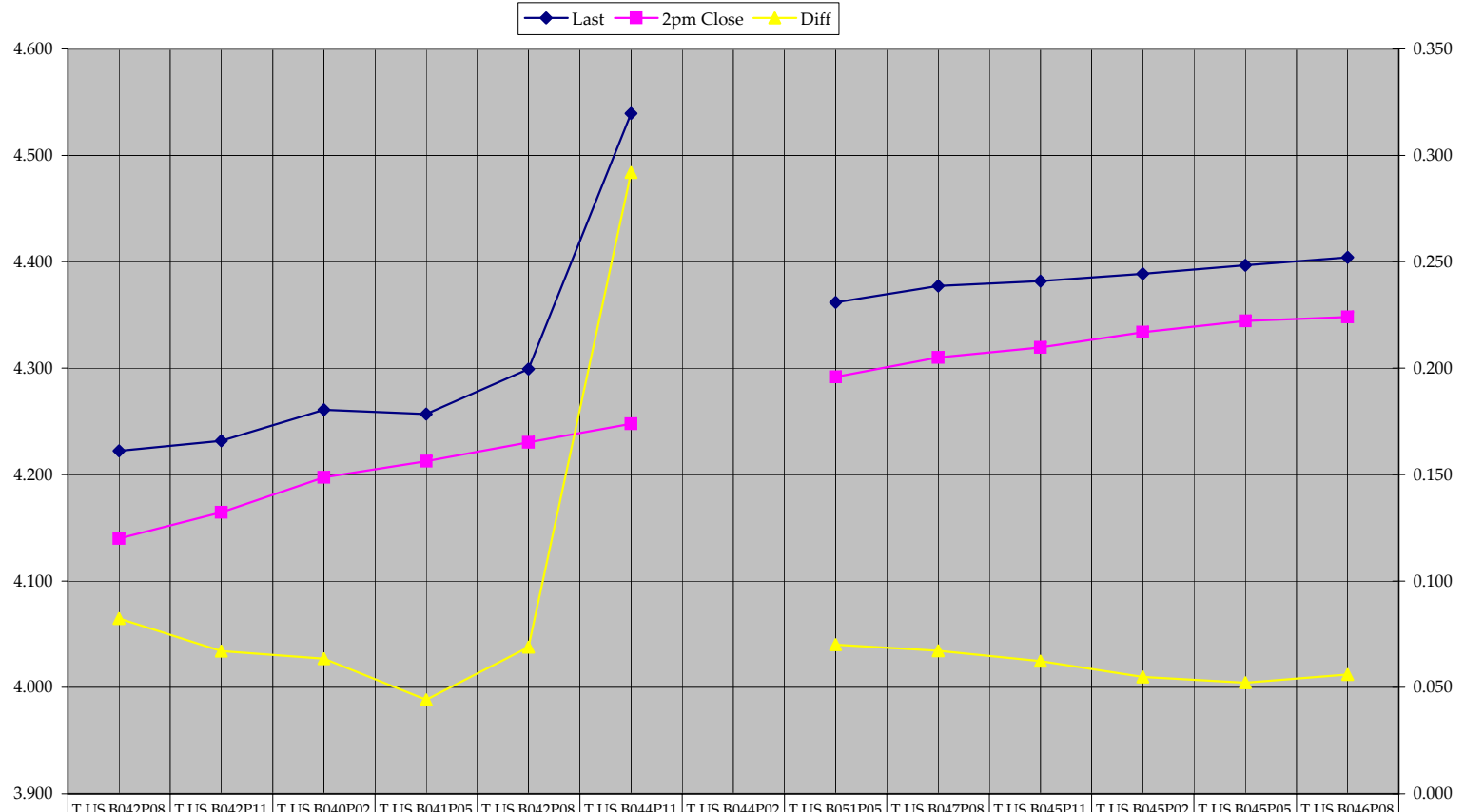
Jim Goulding, jgoulding@ghco.com

5 Yr Deliverable Curve



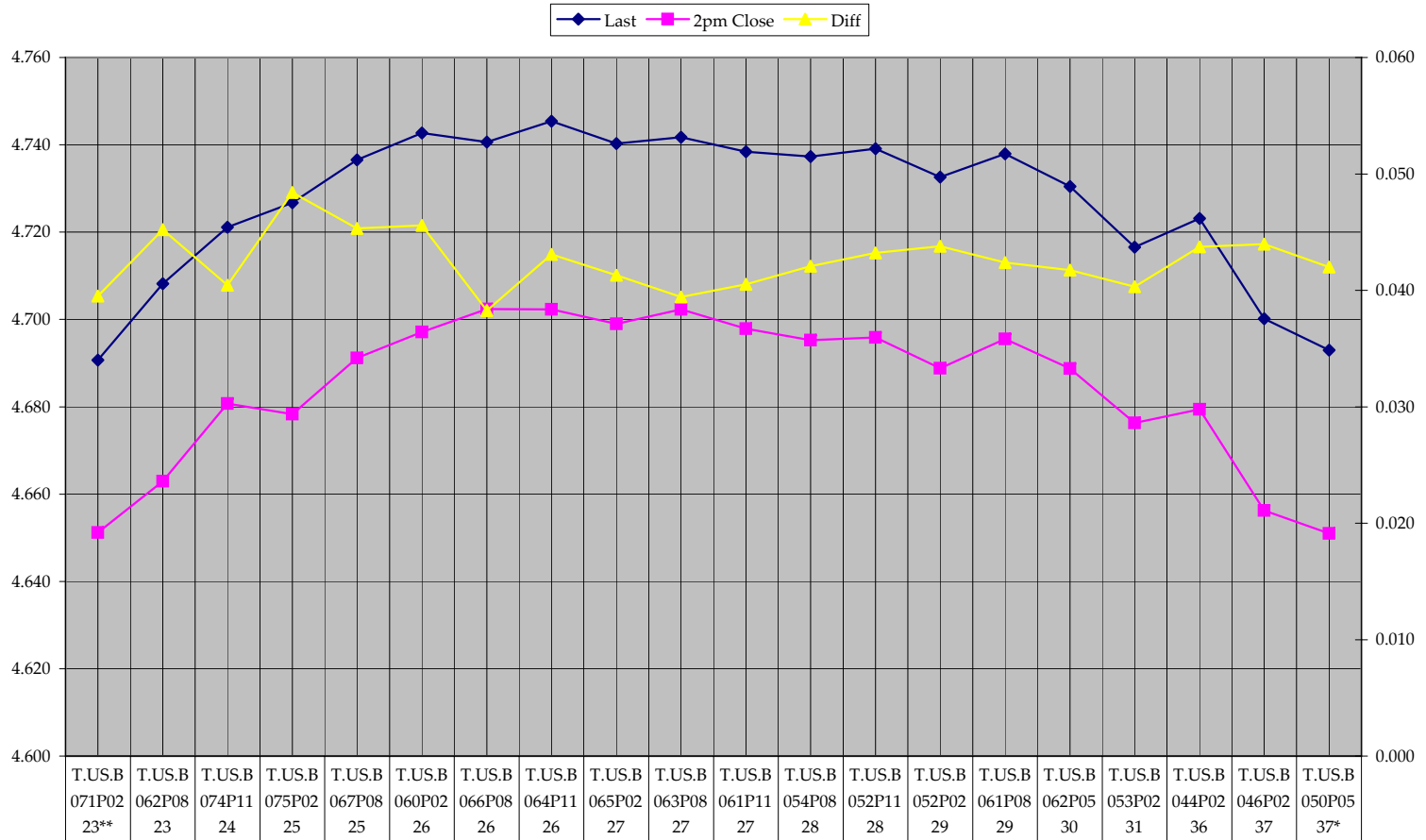
◆ Last	4.003	4.018	4.027	4.029	4.043	4.054	4.059	4.058	4.067
■ 2pm Close	3.928	3.942	3.955	3.956	3.968	3.976	3.981	3.990	
▲ Diff	0.075	0.076	0.071	0.073	0.075	0.078	0.079	0.068	0.065

10 Yr Deliverable Curve



◆ Last	4.222	4.232	4.261	4.257	4.299	4.540		4.362	4.377	4.382	4.389	4.397	4.404
■ 2pm Close	4.140	4.165	4.197	4.213	4.230	4.248		4.292	4.310	4.319	4.334	4.344	4.348
▲ Diff	0.082	0.067	0.063	0.044	0.069	0.292		0.070	0.067	0.062	0.055	0.052	0.056

30 Yr Deliverable Curve



	T.US.B 071P02 23**	T.US.B 062P08 23	T.US.B 074P11 24	T.US.B 075P02 25	T.US.B 067P08 25	T.US.B 060P02 26	T.US.B 066P08 26	T.US.B 064P11 26	T.US.B 065P02 27	T.US.B 063P08 27	T.US.B 061P11 27	T.US.B 054P08 28	T.US.B 052P11 28	T.US.B 052P02 29	T.US.B 061P08 29	T.US.B 062P05 30	T.US.B 053P02 31	T.US.B 044P02 36	T.US.B 046P02 37	T.US.B 050P05 37*
◆ Last	4.691	4.708	4.721	4.727	4.737	4.743	4.741	4.745	4.740	4.742	4.738	4.737	4.739	4.733	4.738	4.730	4.717	4.723	4.700	4.693
■ 2pm Close	4.651	4.663	4.681	4.678	4.691	4.697	4.702	4.702	4.699	4.702	4.698	4.695	4.696	4.689	4.696	4.689	4.676	4.679	4.656	4.651
▲ Diff	0.040	0.045	0.040	0.048	0.045	0.046	0.038	0.043	0.041	0.039	0.041	0.042	0.043	0.044	0.042	0.042	0.040	0.044	0.044	0.042